

# Betterbee<sup>®</sup>

## 2019 CATALOG



CELEBRATING  
40 YEARS  
AND BEYOND

# Welcome to the world of **BETTER BEEKEEPING!**

## Dear Friend of Betterbee,

As Betterbee celebrates its 40th year in business in 2019, we wanted to take a moment to thank the Stevens family for combining their passion for beekeeping with the mission of serving their fellow beekeepers to start Betterbee. This is the same passion and mission that we uphold today. Whether you are just beginning your beekeeping journey or you are maintaining and growing your apiary, we strive to provide you with the information and the tools that best suit your needs.

Bob Stevens, the founder of Betterbee, was always testing new products and bringing ideas to the beekeeping marketplace. We are still committed to being innovative and continuing to introduce new products to you. We have a great relationship with Lyson, one of Europe's largest beekeeping supply manufacturers. Not only do we bring products that Lyson has developed to the USA, but we also work with them to design new products for the beekeeping community. We plan to continue this relationship. If you have ideas that you would like us to explore offering

to the beekeeping community, send us an email at [ideas@betterbee.com](mailto:ideas@betterbee.com).

We are working hard to run a great business. Besides the information and products we provide our customers, we have developed business practices that help minimize backorders and ship orders very quickly. One of our strengths is fast shipping at a fair price.

One method of spreading the great information about beekeeping and new products we are developing is through our new monthly newsletter. If you would like to receive our newsletter, go to our website (look for Newsletter Signup on the Learning tab) and sign up! The subscribers to the newsletter will not only receive practical beekeeping information but will be among the first to see the products that weren't quite ready for this catalog.

We look forward to 2019 and wish you a prosperous beekeeping season ahead!

Your Partners in Better Beekeeping,

**Joe, Chris, Neal, Jack, and John**



Joe Cali



Chris Cripps



Neal Kober



Jack Rath



John Rath

# HOW TO USE THIS CATALOG


We are excited to share our newly redesigned and easy-to-navigate catalog with you!

Use the colored tabs to the right to find the section that interests you. Within these sections are other sub-sections of products.

As always, you can use the index at the end of this catalog to easily find a specific product.

## OUR MISSION

is to support every beekeeper with excellent customer service, continued education, and quality equipment. Our dedicated and knowledgeable staff remain innovative and adaptable in what we provide, and strive to facilitate a positive social and environmental impact.



## HIVES & HIVE PARTS

(PAGES 10-47)

Hives &  
Hive Parts

## HIVE MANAGEMENT

(PAGES 48-63)

Hive  
Management

## PROTECTIVE CLOTHING

(PAGES 64-71)

Protective  
Clothing

## HARVESTING & PROCESSING

(PAGES 80-102)

Harvesting &  
Processing

## HONEY LABELS & CONTAINERS

(PAGES 103-123)

Honey Labels  
& Containers

## CANDLES, SOAPS & SKINCARE

(PAGES 124-139)

Candles, Soaps  
& Skincare

## GIFTS & OTHER PRODUCTS

(PAGES 140-155)

Gifts & Other  
Products

BETTER BEEKEEPING 101

## BIG Question #1: WHERE DO I START?

There is a bewildering amount of information out there on beekeeping, especially on the internet. We wanted to break it down into a simple checklist to get you oriented to your new hobby, as it's easy to get overwhelmed with what you need and what you don't. Beekeeping is a fun and fascinating hobby, and we wish you all success! We've sprinkled additional educational information throughout this catalog, too, so please use this catalog as an educational resource as you learn and grow as a beekeeper!

### 1. KNOWLEDGE

Know what you're getting into. As a beekeeper you will be responsible for living 'bee'ings that require management and support. Here are our suggestions:

- > Join a local bee club
- > Find a mentor
- > Take a class at Betterbee
- > Read American Bee Journal and Bee Culture Magazine
- > Peruse the Internet (with lots of discretion!)
- > Call Betterbee!

### 2. LOCATION

A good location can mean the difference between a thriving hive and much unhappiness. While you may have your heart set on using a particular area, try to follow these guidelines when choosing where to site your hives:

- > South facing is best
- > Good air drainage (i.e. not in a low lying area)
- > Access to water
- > Accessible by vehicle or cart
- > Permission (local ordinances, neighbors, landlord)

### 3. EQUIPMENT

Beekeepers are notorious for being frugal and creating a solution their own way. While creative thinking is something we like best about being beekeepers, sometimes having the right equipment at the start makes for a much smoother ride.

#### FOR YOUR BEES (top to bottom):

- > Varroa Mite Monitoring Gear and Treatments
- > Outer Cover
- > Inner Cover
- > Shallow or Medium Supers
- > Feeder
- > Frames & Foundation
- > Brood Boxes
- > Bottom Board
- > Hive Stand

#### FOR YOURSELF

- > Hive Tool (your best friend!)
- > Smoker + Fuel
- > Veil + Jacket + Suit + Gloves
- > Journal (very important!)

### 4. YOUR BEES

IF YOUR BUDGET ALLOWS, we recommend starting with two hives. This will allow for comparisons and increases your chances of successfully overwintering your bees.

- > Package
- > Nuc
- > Swarm

### 5. PREPARATION

- > Paint and assemble your equipment (carefully)
- > Set up your Hive Stand
- > Practice lighting your Smoker (and keeping it lit!)
- > Watch others with experience working bees.



BETTER BEEKEEPING 101

**BIG Question #2: WHAT TYPE OF HIVE SHOULD I GET?**

Let's start with some definitions. A frame is a wood or plastic piece that the bees build their comb in. The comb is what they use for raising babies (brood) and storing food. By building frames of the right size, the bees will build comb so that you can remove the frames. All states require movable frames so the hives can be inspected for diseases. The hives are sized by how many frames fit in the boxes.

The boxes have a lot of names. Generally they are referred to by their size. There are **deeps, mediums, and shallows**. Deeps are frequently used at the bottom of the stack for brood rearing. Some people do use them for honey storage on top of the hive, but they can weigh about 90 pounds when full of honey. Mediums are typically used for honey storage at the top of the hive, but many people also use them for brood chambers. Shallow supers are used mostly for honey storage. Note that mediums and shallows are about an inch different and should not be confused.

Match the size of the frames and boxes. A deep frame will not fit in a medium box: it will stick out of the bottom. A medium frame will fit in a deep box, but the bees will add burr comb to the bottom, which can make it difficult to move the frame.

Below you will find information on 10 frame vs. 8 frame hives as well as the differences between wooden and polystyrene. We're here to help you make an educated choice. We hope you find what works best for you (and your bees)!

**WOODEN  
10 FRAME**

10 frame wooden hive equipment has been the industry standard for over 100 years and is still the most commonly used size of equipment in the US. 10 frame equipment has more space for bees, honey, and brood, whereas a comparable 8 frame hive will be taller and use more boxes than a 10 frame hive.

**WOODEN  
8 FRAME**

8 frame equipment is lighter than 10 frame wood equipment by approximately 20%. When full of honey, a full 8 frame medium super will weigh 40 to 48 pounds while a full 10 frame medium will weigh 50 to 55 pounds.

There is some thought that the smaller size of an 8 frame hive is closer to the typical hollow tree cavity seen in nature. Some feel that overwintering is better in taller 8 frame hives than the comparable amount of stores in 10 frame boxes, because the cluster can move up more readily through honey stores in the narrower 8 frame hive.

**ALL MEDIUM  
FRAMES**

Using ALL medium boxes is an increasing trend among beekeepers. Both 8 and 10 frame hives can consist of all medium boxes. Medium boxes weigh about  $\frac{2}{3}$  of a comparable deep super.

Using all mediums, the beekeeper only needs to have a single size of frame and box on hand.

A beekeeper can use 3 medium boxes as a brood chamber and that will be about the same as 2 deep hive bodies.

However, because the frames are smaller, one needs to inspect more frames to do a complete hive inspection when using all mediums. In addition, most nucleus colonies are sold with deep versus medium frames.

When buying bees to start with an all medium setup, consider buying a package or look for nucs that are made with medium frames.

**POLYSTYRENE  
10 FRAME**

Polystyrene hives are thicker than wooden hives and provide much more insulation.

Polystyrene equipment is available in 10 frame size only. These hives are a great option in hot and cold climates. No additional insulation is needed. Better insulation moderates temperature fluctuation winter and summer.

We offer two types of polystyrene hives: Lyson and BeeMax®. Lyson hives are slightly more durable and have excellent ventilation. BeeMax® hives are lighter and require no tools to assemble. Learn more on pages 24-27.

## LIVE BEES & QUEENS

You've gotten your equipment, checked out some books, talked to your local beekeeping club, and located your hive site. What next? Time to reserve your bees! Our honey bees are produced by reputable, well respected breeders.

### How to Get the Bees & Queens You Want:

**1. ORDERING:** Order online or by phone. All package and nuc orders must be placed separately from merchandise orders. We usually sell out of both nucs and packages — typically by the end of February. Order early! Bees go on sale starting mid-December.

**2. PAYMENT:** Full payment is due when your order is placed. Cancellations: Because of limited supplies, a \$20.00 cancellation fee per package or nuc will be charged until 30 days before scheduled pick up date. If the cancellation is less than 30 days to pick up, there will be no refunds unless the package or nuc can be resold.

**3. RETURNS & REFUNDS:** There are no returns or refunds once the customer accepts the bee package or nuc at our store in New York.

**4. ADDITIONAL ORDERS:** Need additional equipment when you pick up your bees? Placing a separate order a week or so prior to your pick up date ensures it's ready for you when you get here!

**5. PREPARATION:** Build and paint your hives ahead of getting your bees, as you will need to install the bees in their new home the day you get them. Don't wait!

**6. MORE PREPARATION:** Please plan to pick up early in the day, and make sure we have your current contact info in case we need to get in touch! You may want to make up a few gallons of 1:1 sugar syrup ahead of time to feed your new bees.

**7. SHIPPING:** We do not ship packaged bees or nucleus colonies. Picking up bees at a central location ensures a greater survival rate, as it creates less stress for the bees.

**8. BEE PREPARED:** Beekeeping is a form of agriculture and is subject to the whims of Mother Nature. Spring weather conditions will dictate when bees are available. We will give as much notice as possible on expected delivery dates. When you order bees we will ask for best method of contact, so that we can keep you updated.

#### GET THOSE NUCS TRANSFERRED IMMEDIATELY!

Nucs build up more quickly than packages and need to be transferred to full size colonies immediately. Nucs should be fed until all frames in the first and second brood chamber are drawn out. Drawn comb should be used if available. The colony will need a super sooner if drawn comb is used.

#### 2 WAYS TO BUY:

**1. PACKAGE** is three pounds of bees with feed and a young mated queen.

**2. NUC OR NUCLEUS COLONY** is a miniature hive consisting of 5 deep frames of honey, pollen and brood, and a mated queen plus the bees.




### 3 lb. Italian Package with Italian Queen

Packages consist of approximately 3 pounds of bees in a screened cage along with a young mated queen in a separate cage. There is also a can of sugar syrup to provide food for the bees during transport. The packages come from Wilbanks Apiaries in Claxton, Georgia. They are transported directly by truck, arriving at Betterbee soon after packaging. Package bees are an economical and effective means of starting a beehive. Pick up dates are highly variable due to Spring weather and could be as early as late April. It usually is early May. Please make sure your contact information is correct so we can notify you when we know the day the bees are coming.

**2019BEE DAY** 3 lb. Package ..... \$133.00  
3 lb. Package w/ Marked Queen..... \$139.00

#### JUST NEED QUEENS?


Queens are available mid-April through August. They are available for pre-order starting in the beginning of February. They are invoiced separately from other items because they are shipped separately. Queens must be paid for at the time of purchase. There are no refunds on queen order cancellations. Queen acceptance depends on several factors beyond our control and for this reason we are only able to offer replacement if the queen arrives dead or if she is a drone layer.



## Swarm Bait with Nasonov

A great aid in catching swarms, Nasonov pheromone is released by the worker bee. It is an orientation pheromone, sometimes called the “come hither” pheromone. Synthetically produced, Nasonov will attract swarms to unoccupied hive equipment or a swarm-catching box. Use to capture swarms from your hives or other hives in the area. Sold in packages of 2.

**CATCH** Swarm Bait with Nasonov  
 1-4 Packs..... \$7.16  
 5+ Packs..... \$6.46



## TempQueen Queen Pheromone

These plastic strips are impregnated with QMP (Queen Mandibular Pheromone) are used to provide temporary replacement for the queen in queenless hives and nucs. **Note:** It can be used to keep a queenless colony cohesive and will discourage the development of laying workers for up to three weeks. **Hint:** Store lures in the freezer in airtight plastic bag.

**QPH1** TempQueen Queen Pheromone  
 2 Pack..... \$5.25



## 5 Frame Overwintered Nucleus with Northern Queen

Overwintered nucs differ from spring nucs in that they were prepared the previous summer. They are produced from our bees with locally produced northern queens. We like to say that overwintered nucs are “tested.” (Meaning: the queen has taken her colony through a winter and survived.) We feel this selection process produces bees well acclimated to our local climate. Our overwintered nucs are all produced by Betterbee.

**2019OWNUC** 5 Frame Overwintered Nuc  
 w/ Marked Queen..... \$246.00

## 5 Frame Spring Nucleus with Mated Queens

Nucleus hives, or nucs, are small 5 frame colonies. When you receive your nuc it will consist of the equivalent of 4 frames with a mixture of brood, honey and pollen. The fifth frame generally is being drawn out as an area for the colony to expand into. These nucs are made up in the spring using bees with a mated queen. We inspect every nuc before you pick them up to ensure viability. Nucleus colonies are available for pick up April or May, but are dependent on Spring weather.

**2019SPRINGNUC**  
 5 Frame Spring Nuc  
 w/ Marked Queen..... \$191.00



## Carniolan Queens

*Apis mellifera carnica*, is one of the two subspecies of the Western honeybee commonly used in American beekeeping. Originated in Carniola (which is now part of Slovenia) and known for gentle disposition, resistance to mite infection and ability to control hive populations in response to nectar flows. Brood production increases rapidly in the spring in response to nectar flow and decreases rapidly at the end of the honeyflow. Frugal with winter stores, successfully overwintering with lower honey consumption than Italian bees.

**QUEEN19**  
 Carniolan Queens..... **CHECK WEB**

## Northern Queens

We will be offering locally raised northern queens (starting in June). These young, vigorous, locally adapted queens are well-acclimated to our northern weather conditions. The emphasis is on selection for desirable traits, rather than striving for a pure, specific breed of bee. Perfect for requeening or preparing nucs to be overwintered.

**QUEENNORTHERN19**  
 Northern Queens..... **CHECK WEB**

### INTRODUCING A QUEEN

- 1: Hives with virgins or queen cells will often kill introduced queens.
- 2: Place the queen cage between frames containing brood.
- 3: Hives that have been queenless for several weeks may develop laying workers. Consider adding a frame of young brood one or two days prior to queen introduction.
- 4: Check for queen cells and remove at the time of introduction
- 5: Push-in cages (pg. 39) work very well for introducing queens.

### HAPPY TRAILS!

Keep your nucs cool during your trip. Turn up the A/C or keep the windows open. Before transporting these nuc colonies, we recommend brushing off the bees, closing the entrance and placing in a netted “nuc bag” to prevent loose bees from flying around in your car!

# ANATOMY OF A BASIC BEE HIVE

From top to bottom, Betterbee offers all of the pieces to maintain strong and healthy colonies. This diagram shows the location of each component and its purpose.

## Telescoping Outer Cover

Provides rain and wind protection for the entire hive. Available in BeeMax®, traditional wood with metal, and tough plastic. [See page 18](#)

## Inner Cover

Prevents outer cover from being propolized to the hive body. Notch provides ventilation and upper entrance. [See page 19](#)

## Honey Super

Comes in two sizes and provides space for the bees to store the crop. The bees will use this space as needed and may use for brood production and pollen storage. [See page 16](#)

## Hive Body


The year-round home for your bees. Most beekeepers in the north use 2 hive bodies. Called the Deep Super when used for honey storage. Also called the Brood Chamber. [See page 16](#)

## Screened Bottom Board

Used for the monitoring of Varroa mites and to provide better ventilation. Part of an Integrated Pest Management (IPM) system. Also called a Varroa screen. Can be used instead of a Reversible Bottom Board. [See page 21](#)

## Reversible Bottom Board

Traditional hive base available in pine or cedar. Can be used with or instead of a screened bottom board. [See page 21](#)



## THE AMAZING HONEY BEE:

Here at Betterbee, we think honeybees are the best! These fascinating creatures give us so much - pollination, honey, and a tremendous appreciation for the work that they do.

Honeybee colonies are organized according to a strict hierarchy. The queen is the sole

producer of young, laying upwards of 1000 eggs per day. While it's commonly thought that the queen runs the show, she actually takes her orders from the workers. The workers are all female bees, and perform jobs that are more or less determined by their ages: the youngest bees are the nurse bees and remain in the hive caring for young, while the oldest are the foragers. The male bees are the drones, and their

job is to mate with new queens. When not chasing newly emerged queens, drones lay about being fed by their sisters until fall, when they are evicted from the colony.

In a healthy colony at the height of the season, there may be upwards of 60,000 bees performing all the tasks required to keep the colony going throughout the season, and preparing the colony for winter.



# SUPPLEMENTAL HIVE EQUIPMENT

**What else?** As a beekeeper it's important to get the basics down, but sometimes you need additional equipment based on your management needs. Below is a list of supplemental equipment you may want to consider.

## BeeMax® Hive Top Feeder

Allows for rapid feeding of the hive without disturbing the bees. Remove Inner Cover and place feeder between Telescoping Outer Cover and upper most box. **See page 53**

## Fume Board

Helps remove bees from the Honey Supers when you are ready to harvest the honey. Spray with Bee-Go or Bee-Quick and place on top Honey Super. (Shown upside down for illustration purposes.). **See page 81**

## Triangle Escape Board

Helps remove the bees from the Honey Supers when you are ready to harvest the honey. Place below the Honey Super(s) you wish to harvest. (Shown upside down for illustration purposes). **See page 81**

## Queen Excluder

Helps keep the queen out of the honey super. Available in metal or plastic. Place between the honey super(s) and Hive Bodies. **See page 20**

## Double Screen

Used by advanced beekeepers in many different ways to isolate upper boxes and move bees by changing entrance locations. **See page 36**

## Slatted Rack

Improves hive ventilation and reduces bearding in hot weather. Place above the bottom board and below the lower most Hive Body. **See page 21**

## Bottom Mount Pollen Trap

Collect a portion of the pollen the bees bring back to the hive. Place above the bottom board and below the lower most Hive Body. **See page 47**



**Honey bees are best known for - you guessed it - honey production!** Honey bees make honey from nectar, which they collect from flowers throughout the season. The bees transfer the nectar to the hives, where other workers dehydrate the nectar by flapping their wings. Once the nectar's water content has been reduced to around 18%, it's officially honey. The bees then cap the honey over with wax and leave it until

the bees need it to eat during the winter, or until a beekeeper comes along to collect it! Honey that has been fully evaporated may crystallize, but it will never spoil.

**Honey is great, but honey bees also play a critical role as pollinators.** Honey bees harvest pollen in order to feed themselves and their young. In the act of collecting pollen, they transfer pollen from the male to female parts of flowers, which is required

for the production of fruit or seed. Think about the fruits, nuts, and seeds we need to eat, and it soon becomes obvious just how important honey bees are to humans today.

**This is just a "taste" of the wonderful world of honey bees. See inside our catalog for so much more!**

# THE BASIC BEGINNERS KIT

All the essentials to start a hive. Start with one of these basic kits and expect to add additional equipment as your hive grows during the season. This is the most cost effective way to get started in beekeeping.

**AVAILABLE IN:**

- > 10 or 8 Frame Wood (the standard for over 100 years)
- > 10 Frame BeeMax® (1-1/2 inch thick walls for better insulation)
- > 10 Frame Lyson (durable polystyrene with a unique locking system)

**\*SUBSTITUTIONS WELCOME!** Visit our website or call us to learn about all available options.

**INCLUDES THESE ITEMS\*:**

- Telescoping Outer Cover
- Inner Cover
- 1 Deep Hive Body
- Deep Frames & Foundation
- Bottom Board
- Hive Tool
- Stainless Steel Smoker
- Beginning Beekeeping Book
- Leather Gloves
- Veil and Helmet
- Nails for Assembly (if applicable)



**Wooden Basic Beginner Kit**

- BBK10A** 10 Frame Assembled w/ Plastic Frames ..... **\$192.95**
- BBK10U** 10 Frame Unassembled w/ Wood Frames/Plastic Foundation . **\$186.95**
- BBK8A** 8 Frame Assembled w/ Plastic Frames ..... **\$192.95**
- BBK8U** 8 Frame Unassembled w/ Wood Frames/Plastic Foundation . **\$186.95**



**BeeMax® Basic Beginner Kit**

- BMBBKA** 10 Frame Assembled w/ Plastic Frames ..... **\$202.95**
- BMBBK** 10 Frame Unassembled w/ Plastic Frames ..... **\$198.95**



**Lyson Basic Beginner Kit**

- LYBBKA** 10 Frame Assembled w/ Plastic Frames ..... **\$206.95**
- LYBBKU** 10 Frame Unassembled w/ Plastic Frames ..... **\$201.95**

# THE COMPLETE BEGINNERS KIT

**INCLUDES THESE ITEMS\*:**

- Outer Cover
- Inner Cover
- Hivetop Feeder
- 2 Medium Supers (includes frames & foundations)
- 2 Deep Hive Bodies (includes frames & foundations)
- Bottom Board
- Varroa Screen (optional)
- Hive Tool
- Stainless Steel Smoker
- Beginning Beekeeping Book
- Leather Gloves
- Veil and Helmet
- Metal or Plastic Queen Excluder
- Nails for Assembly (if applicable)

**Everything you need to start your first year of beekeeping, except for the bees!** First choose from polystyrene or wooden equipment. Wooden and polystyrene equipment comes either fully assembled or unassembled in either an 10 or 8 frame size.

**AVAILABLE IN:**

- > **10 or 8 Frame Wood** (the standard for over 100 years)
- > **10 Frame BeeMax®** (1-1/2 inch thick walls for better insulation)
- > **10 Frame Lyson** (features a unique locking system)

**\*SUBSTITUTIONS WELCOME!** Visit our website or call us to learn about all available options.



**Wooden Complete Beginner Kit**

- BK10A** 10 Frame Assembled w/ Plastic Frames ..... **\$352.95**
- BK10U** 10 Frame Unassembled w/ Wood Frames/Plastic Foundation . **\$342.95**
- BK8A** 8 Frame Assembled w/ Plastic Frames ..... **\$339.95**
- BK8U** 8 Frame Unassembled w/ Wood Frames/Plastic Foundation . **\$329.95**



**BeeMax® Complete Beginner Kit**

- BMBKA** 10 Frame Assembled w/ Plastic Frames ..... **\$389.95**
- BMBK** 10 Frame Unassembled w/ Plastic Frames ..... **\$366.95**



**Lyson Complete Beginner Kit**

- LYBKA** 10 Frame Assembled w/ Plastic Frames ..... **\$393.95**
- LYBKU** 10 Frame Unassembled w/ Plastic Frames ..... **\$373.95**

# THE HIVE INCREASE KIT

The right equipment for your first season. Provides the convenience of buying the hive with honey supers at the same time, saving over the price of buying the pieces separately.

**AVAILABLE IN:**

- > 10 or 8 Frame Wood (the standard for over 100 years)
- > 10 Frame BeeMax® (1-1/2 inch thick walls for better insulation)
- > 10 Frame Lyson (features a unique locking system)

**\*SUBSTITUTIONS WELCOME!** Visit our website or call us to learn about all available options.

**INCLUDES THESE ITEMS\*:**

- Outer Cover
- Inner Cover
- 2 Medium Supers (includes frames & foundations)
- 2 Deep Hive Bodies (includes frames & foundations)
- Bottom Board
- Metal or Plastic Queen Excluder
- Nails for Assembly (if applicable)



10  
FRAME

8  
FRAME

## Wooden Increase Kit

- WIKA10** 10 Frame Assembled w/ Plastic Frames ..... **\$213.95**
- WIKU10** 10 Frame Unassembled w/ Wood Frames/Plastic Foundation . **\$197.95**
- WIKA8** 8 Frame Assembled w/ Plastic Frames ..... **\$199.95**
- WIKU8** 8 Frame Unassembled w/ Wood Frames/Plastic Foundation . **\$183.95**



10  
FRAME

## BeeMax® Increase Kit

- BMKA** 10 Frame Assembled w/ Plastic Frames ..... **\$239.95**
- BMIK** 10 Frame Unassembled w/ Plastic Frames ..... **\$216.95**



10  
FRAME

## Lyson Increase Kit

- LYIKA** 10 Frame Assembled w/ Plastic Frames ..... **\$257.95**
- LYIKU** 10 Frame Unassembled w/ Plastic Frames ..... **\$237.95**

# THE LIGHT WEIGHT KIT

**INCLUDES THESE ITEMS\*:**

- Outer Cover
- Inner Cover
- Hivetop Feeders
- 3 Medium Supers (includes frames & foundations)
- Bottom Board
- Nails for Assembly (if applicable)

The perfect kit for those who want to get started quickly with all mediums! Smaller brood chambers are easier on your back. The colony size will be unchanged but the individual boxes are smaller and lighter in weight.

**AVAILABLE IN:**

- > 10 or 8 Frame Wood (the standard for over 100 years)
- > 10 Frame BeeMax® (1-1/2 inch thick walls for better insulation)
- > 10 Frame Lyson (features a unique locking system)

**\*SUBSTITUTIONS WELCOME!** Visit our website or call us to learn about all available options.



**Wooden Light Weight Kit**

- WLKA10** 10 Frame Assembled w/ Plastic Frames ..... \$162.95
- WLKU10** 10 Frame Unassembled w/ Wood Frames/Plastic Foundation . \$147.95
- WLKA8** 8 Frame Assembled w/ Plastic Frames ..... \$157.95
- WLKU8** 8 Frame Unassembled w/ Wood Frames/Plastic Foundation . \$142.95



**BeeMax® Light Weight Kit**

- BMWLKA** 10 Frame Assembled w/ Plastic Frames ..... \$179.95
- BMWLK** 10 Frame Unassembled w/ Plastic Frames ..... \$163.95



**Lyson Light Weight Kit**

- LYWLKA** 10 Frame Assembled w/ Plastic Frames ..... \$190.95
- LYWLKU** 10 Frame Unassembled w/ Plastic Frames ..... \$180.95

# THE BASIC ESSENTIALS KIT

**Save money when you add a hive.** This is the same hive as is featured in the Basic Beginners Kit, including a complete hive with a single deep hive body. Makes a great gift for a new beekeeper!

**AVAILABLE IN:**

- > **10 or 8 Frame Wood** (the standard for over 100 years)
- > **10 Frame BeeMax®** (1-1/2 inch thick walls for better insulation)
- > **10 Frame Lyson** (features a unique locking system)

**\*SUBSTITUTIONS WELCOME!** Visit our website or call us to learn about all available options.

**INCLUDES THESE ITEMS\*:**

- Outer Cover
- Standard Inner Cover
- 1 Deep Hive Body (includes frames & foundations)
- Bottom Board
- Nails for Assembly (if applicable)



**Wooden Essentials Kit**

- BASWEKA10** 10 Frame Assembled w/ Plastic Frames ..... **\$87.95**
- BASWEKU10** 10 Frame Unassembled w/ Wood Frames/Plastic Foundation .. **\$84.95**
- BASWEKA8** 8 Frame Assembled w/ Plastic Frames ..... **\$87.95**
- BASWEK8** 8 Frame Unassembled w/ Wood Frames/Plastic Foundation ... **\$84.95**



**BeeMax® Essentials Kit**

- BASBMEKA** 10 Frame Assembled w/ Plastic Frames ..... **\$97.95**
- BASBMEK** 10 Frame Unassembled w/ Plastic Frames ..... **\$92.95**



**Lyson Essentials Kit**

- BASLYEKA** 10 Frame Assembled w/ Plastic Frames ..... **\$101.95**
- BASLYEKU** 10 Frame Unassembled w/ Plastic Frames ..... **\$96.95**

**Traditional Essentials Kit**

Complete with the essentials you need to get started, except the bees. If you are catching swarms or making splits, this is a perfect way to start them off. Comes with all the components needed to start a colony listed above, with the difference being two deep hive bodies instead of one.



- WEKA10** 10 Frame Wooden Assembled ..... **\$130.95**
- WEKA8** 8 Frame Wooden Assembled ..... **\$125.95**
- BMEK** BeeMax® 10 Frame Assembled ..... **\$134.95**
- LYEKA** Lyson 10 Frame Assembled ..... **\$162.95**

\*All above also available unassembled.

# THE SUPERING KIT

**INCLUDES THESE ITEMS\*:**

- 2 Medium Supers (includes frames & foundations)
- 2 Metal or Plastic Queen Excluder (optional)
- Nails for Assembly (if applicable)

**Get ready for the honey flow!** This kit features two medium supers, frames, and an optional queen excluder.

**AVAILABLE IN:**

- > **10 or 8 Frame Wood** (the standard for over 100 years)
- > **10 Frame BeeMax®** (1-1/2 inch thick walls for better insulation)
- > **10 Frame Lyson** (features a unique locking system)

**\*SUBSTITUTIONS WELCOME!** Visit our website or call us to learn about all available options.



**Wooden Supering Kit**

- SKA10** 10 Frame Assembled w/ Plastic Frames ..... **\$83.69**
- SKU10** 10 Frame Unassembled w/ Wood Frames/Plastic Foundation .. **\$75.89**
- SKA8** 8 Frame Assembled w/ Plastic Frames ..... **\$74.19**
- SKU8** 8 Frame Unassembled w/ Wood Frames/Plastic Foundation ... **\$66.59**



**BeeMax® Supering Kit**

- BMSKA** 10 Frame Assembled Plastic Frames ..... **\$92.89**
- BSK1** 10 Frame Unassembled Plastic Frames ..... **\$83.19**



**Lyson Supering Kit**

- LYSKA** 10 Frame Assembled w/ Plastic Frames ..... **\$102.95**
- LYSKU** 10 Frame Unassembled w/ Plastic Frames ..... **\$92.95**

**Complete Supers & Deeps**

These assembled Medium Supers and Deep Hive Bodies come with your choice of assembled frames: plastic, wood frames with plastic foundation, or wood frames with wax foundation and support pins included (but not installed due to breakage).



- CMSA10** 10 Frame Complete Medium Super ..... **\$39.95**
- CDHBA10** 10 Frame Complete Deep Hive Body ..... **\$43.79**
- CMSA8** 8 Frame Complete Medium Super ..... **\$35.19**
- CDHBA8** 8 Frame Complete Deep Hive Body ..... **\$35.19**

# 10 FRAME WOODENWARE



10 FRAME UNASSEMBLED



10 FRAME ASSEMBLED



10 FRAME UNASSEMBLED



10 FRAME ASSEMBLED



10 FRAME UNASSEMBLED



10 FRAME ASSEMBLED

## Deep Hive Body

This is the year-round home for your bees. Called the Deep Super when used for honey storage and sometimes referred to as a Brood Box. Most beekeepers in the north use two hive bodies.

**DIMENSIONS:** 20 L x 16-1/4 W x 9-1/2 H  
**WEIGHT:** 75-85 lbs (when filled)

### 10 FRAME UNASSEMBLED

**BOXBG10D** Budget Grade 3/4 inch  
1 Five-Pack **\$69.95** | 5+ Five-Pack **\$67.95**

**BOXHDU10C** Commercial Grade 3/4 inch  
1-4 **\$15.75** | 5-24 **\$15.50** | 25+ **\$15.15**

**BOXBDU10C** Commercial Grade 7/8 inch  
1-4 **\$17.95** | 5-24 **\$17.70** | 25+ **\$17.35**

**BOXHDU10S** Select Grade 3/4 inch  
1-4 **\$20.95** | 5-24 **\$20.70** | 25+ **\$20.35**

### 10 FRAME ASSEMBLED

**BOXHDA10C** Commercial Grade 3/4 inch  
1-4 **\$20.15** | 5-24 **\$19.90** | 25+ **\$19.55**

**BOXBDA10C** Commercial Grade 7/8 inch  
1-4 **\$22.35** | 5-24 **\$22.10** | 25+ **\$21.75**

**BOXHDA10S** Select Grade 3/4 inch  
1-4 **\$25.35** | 5-24 **\$25.10** | 25+ **\$24.75**

## Medium Honey Super

Provides a space for your bees to store the crop. The bees will use this space as needed; may be used for brood production and pollen storage.

**DIMENSIONS:** 20 L x 16-1/4 W x 6-5/8 H  
**WEIGHT:** 50-55 lbs (when filled)

### 10 FRAME UNASSEMBLED

**BOXBG10M** Budget Grade 3/4 inch  
1 Five-Pack **\$53.50** | 5+ Five-Pack **\$51.50**

**BOXHMU10C** Commercial Grade 3/4 inch  
1-4 **\$12.85** | 5-24 **\$12.60** | 25+ **\$12.25**

**BOXBMU10C** Commercial Grade 7/8 inch  
1-4 **\$14.95** | 5-24 **\$14.70** | 25+ **\$14.35**

**BOXHMU10S** Select Grade 3/4 inch  
1-4 **\$15.75** | 5-24 **\$15.50** | 25+ **\$15.15**

### 10 FRAME ASSEMBLED

**BOXHMA10C** Commercial Grade 3/4 inch  
1-4 **\$16.95** | 5-24 **\$16.70** | 25+ **\$16.35**

**BOXBMA10C** Commercial Grade 7/8 inch  
1-4 **\$19.35** | 5-24 **\$19.10** | 25+ **\$18.75**

**BOXHMA10S** Select Grade 3/4 inch  
1-4 **\$19.85** | 5-24 **\$19.60** | 25+ **\$19.25**

Boxes do not come with frames.  
**Need frames?** Page 28.

## Shallow Honey Super

Provides a space for your bees to store the crop. The bees will use this space as needed; may be used for brood production and pollen storage.

**DIMENSIONS:** 20 L x 16-1/4 W x 5-11/16 H  
**WEIGHT:** 40-45 lbs (when filled)

### 10 FRAME UNASSEMBLED

**BOXHSU10C** Commercial Grade 3/4 inch  
1-4 **\$12.75** | 5-24 **\$12.50** | 25+ **\$12.15**

**BOXBSU10C** Commercial Grade 7/8 inch  
1-4 **\$12.65** | 5-24 **\$12.40** | 25+ **\$12.05**

### 10 FRAME ASSEMBLED

**BOXHSA10C** Commercial Grade 3/4 inch  
1-4 **\$16.85** | 5-24 **\$16.60** | 25+ **\$16.25**

**BOXBSA10C** Commercial Grade 7/8 inch  
1-4 **\$16.75** | 5-24 **\$16.50** | 25+ **\$16.15**

**Select Grade** is virtually knot-free. **Commercial Grade** has some knots. **Budget Grade** has more knots. Knots will NOT affect the function, strength, or longevity of your gear. We do suggest that you paint your woodenware to protect it against the elements.




# 8 FRAME WOODENWARE



8 FRAME UNASSEMBLED

9 1/2" DEEP



8 FRAME ASSEMBLED



8 FRAME UNASSEMBLED

6 5/8" DEEP



8 FRAME ASSEMBLED



8 FRAME UNASSEMBLED

5 11/16" DEEP



8 FRAME ASSEMBLED

## Deep Hive Body

This is the year-round home for your bees. Called the Deep Super when used for honey storage and sometimes referred to as a Brood Box. Most beekeepers in the north use two hive bodies.

**DIMENSIONS:** 20 L x 13-3/4 W x 9-1/2 H  
**WEIGHT:** 65-75 lbs (when filled)

### 8 FRAME UNASSEMBLED

**BOXBG8D** Budget Grade 3/4 inch  
1 Five-Pack **\$69.95** | 5+ Five-Pack **\$67.95**

**BOXH8U8C** Commercial Grade 3/4 inch  
1-4 **\$15.75** | 5-24 **\$15.50** | 25+ **\$15.15**

**BOXBDU8C** Commercial Grade 7/8 inch  
1-4 **\$17.95** | 5-24 **\$17.70** | 25+ **\$17.35**

**BOXH8U8S** Select Grade 3/4 inch  
1-4 **\$20.95** | 5-24 **\$20.70** | 25+ **\$20.35**

### 8 FRAME ASSEMBLED

**BOXH8A8C** Commercial Grade 3/4 inch  
1-4 **\$20.15** | 5-24 **\$19.90** | 25+ **\$19.55**

**BOXB8A8C** Commercial Grade 7/8 inch  
1-4 **\$22.35** | 5-24 **\$22.10** | 25+ **\$21.75**

**BOXH8A8S** Select Grade 3/4 inch  
1-4 **\$25.35** | 5-24 **\$25.10** | 25+ **\$24.75**

## Medium Honey Super

Provides a space for your bees to store the crop and may also be used for brood production and pollen storage.

**DIMENSIONS:** 20 L x 13-3/4 W x 6-5/8 H  
**WEIGHT:** 45-50 lbs (when filled)

### 8 FRAME UNASSEMBLED

**BOXBG8M** Budget grade 3/4 inch  
1 Five-Pack **\$53.50** | 5+ Five-Pack **\$51.50**

**BOXHM8U8C** Commercial Grade 3/4 inch  
1-4 **\$12.85** | 5-24 **\$12.60** | 25+ **\$12.25**

**BOXBM8U8C** Commercial Grade 7/8 inch  
1-4 **\$14.95** | 5-24 **\$14.70** | 25+ **\$14.35**

**BOXHM8U8S** Select Grade 3/4 inch  
1-4 **\$15.75** | 5-24 **\$15.50** | 25+ **\$15.15**

### 8 FRAME ASSEMBLED

**BOXH8A8C** Commercial Grade 3/4 inch  
1-4 **\$16.95** | 5-24 **\$16.70** | 25+ **\$16.35**

**BOXB8A8C** Commercial Grade 7/8 inch  
1-4 **\$19.35** | 5-24 **\$19.10** | 25+ **\$18.75**

**BOXH8A8S** Select Grade 3/4 inch  
1-4 **\$19.85** | 5-24 **\$19.60** | 25+ **\$19.25**

### NEED NAILS?



**NA7D** 1lb. (128) Hive Body Nails . . \$3.24

## Shallow Honey Super

Provides a space for your bees to store the crop. The bees will use this space as needed; may be used for brood production and pollen storage.

**DIMENSIONS:** 20 L x 13-3/4 W x 5-11/16 H  
**WEIGHT:** 35-40 lbs (when filled)

### 8 FRAME UNASSEMBLED

**BOXHS8U8C** Commercial Grade 3/4 inch  
1-4 **\$12.75** | 5-24 **\$12.50** | 25+ **\$12.15**

**BOXBS8U8C** Commercial Grade 7/8 inch  
1-4 **\$12.65** | 5-24 **\$12.40** | 25+ **\$12.05**

### 8 FRAME ASSEMBLED

**BOXH8A8C** Commercial Grade 3/4 inch  
1-4 **\$16.85** | 5-24 **\$16.60** | 25+ **\$16.25**

**BOXBS8A8C** Commercial Grade 7/8 inch  
1-4 **\$16.75** | 5-24 **\$16.50** | 25+ **\$16.15**

### HOW THICK?

**3/4" boxes** are the most common sizing and offer a cost savings.

**7/8" boxes** offer a heavier wall thickness (and are heavier). Both fit our wooden components and are compatible with each other.



## Cedar Gabled Hive Top

**Cedar is naturally rot-resistant!** This premium hive top is for those who want something special to top their hive. Perfect for a hive location that gets a lot of visual attention.

- TOCEDAR10** 10 Frame Cedar Gabled Hive Top ..... **\$74.95**  
**TOCEDAR8** 8 Frame Cedar Gabled Hive Top ..... **\$74.95**

10 FRAME  
8 FRAME



## NEW! Migratory Outer Cover


**COST EFFECTIVE!** Migratory covers allow commercial beekeepers to place hives closely together on pallets. Our 8 and 10 frame migratory covers are made from 3/4" Eastern White Pine. They are tightly assembled with glued tongue and groove joints. Unpainted.

- DIMENSIONS:**  
 21-3/4 L x 16-1/4 W (10 Frame)  
 21-3/4 L x 13-3/4 (8 Frame)

### MIGRATORY OUTER COVER

- MIG10** 10 Frame Mig. Outer Cover ... **\$12.95**  
**MIG8** 8 Frame Mig. Outer Cover..... **\$12.95**  
 1-4 **\$12.95** | 5-24 **\$11.95** | 25+ **\$10.99**

10 FRAME  
8 FRAME



## BeeMax® Telescoping Outer Cover


A cost effective way to increase your wintering efficiency, giving you an R value of over 6.5. When used with an inner cover, moisture from the heat of the winter cluster will exit through the notch in the inner cover rather than condense under the outer cover.

- DIMENSIONS:** 22-3/8 L x 18-3/4 W

### BEEMAX TELESCOPING COVER FOR WOOD HIVES

- TOCB10** 10 Frame BeeMax® Telescoping Outer Cover  
 1-4 **\$17.85** | 5+ **\$16.85**

10 FRAME



## NEW! Insulated Outer Cover


Give your hive extra insulation and protection against the rain and wind. This insulated outer cover features 1" of R5 foam insulation. It also features a deep rim, plus a heavy duty 26 gauge galvanized steel top, and super durable masonite underside.

- DIMENSIONS:** 22 L x 18-1/8 W x 3-1/2 H

### INSULATED OUTER COVER

- TOCINS10** 10 Frame Galvanized Insulated Outer Cover  
 1-4 **\$28.95** | 5+ **\$27.95**  
**TOCINS8** 8 Frame Galvanized Insulated Outer Cover  
 1-4 **\$28.95** | 5+ **\$27.95**

10 FRAME  
8 FRAME



## Galvanized Telescoping Outer Cover

A telescoping outer cover is the beekeeper's traditional cover for nonmigratory beekeeping. It functions like the eaves of a house, helping to protect the hive from rain and wind. Our outer cover features a deep rim, plus a heavy duty 26 gauge galvanized top.

- DIMENSIONS:** 22 L x 18-1/8 W x 2-1/2 H

### TELESCOPING OUTER COVER

- TOC10** 10 Frame Galvanized Telescoping Outer Cover  
 1-4 **\$23.20** | 5-99 **\$21.84**  
**TOC8** 8 Frame Galvanized Telescoping Outer Cover  
 1-4 **\$23.20** | 5-99 **\$21.84**

10 FRAME  
8 FRAME



## Ultimate Hive Cover

This rugged, all plastic hive cover is one piece, pre-assembled, self-ventilated and never needs painting. The design provides a drip edge which directs water away from the hive. 8 frame version has the same plastic cover, but it comes with pins to allow use on 8 frame hives. Center is solid to allow a 1" hole to be drilled and used with the Ultimate Hive Top Feeder (page 52).

- DIMENSIONS:** 23 L x 19-1/4 W x 2-1/2 H

### ULTIMATE HIVE COVER

- TOCULT10** 10 Frame Ultimate Hive Cover..... **\$29.45**  
**TOCULT8** 8 Frame Ultimate Hive Cover..... **\$29.45**

10 FRAME  
8 FRAME

We use a **Heavy-Duty Hive Strap** to keep the cover from blowing off in a storm! Page 156

# 3 REASONS WHY YOU NEED AN INNER COVER

- #1 Provides a barrier between the outer cover and hive.** This prevents burr comb and propolis from being attached to the underside of the outer cover.
- #2 Gathers information without disturbing the hive.** If you see bees through the hole in winter, it is an indication they have worked up through all their food stores. In the spring or summer, if you see many bees through the hole it could be an indication you need to super up.
- #3 Provides ventilation.** With the notch side facing down you provide an upper vent for heat and moisture to escape the hive. In winter, turn the notch side down to provide an upper entrance and good ventilation. In summer, turn the notch side up.



## Clear Inner Cover

You can learn quite a bit just by looking at the top bars of your hive. With the Clear Inner Cover you can see bee activity without disturbing the hive. Great for introducing beekeeping to others. Made of durable clear Plexiglas. Comes fully assembled.

### CLEAR INNER COVER

<b>ICC8</b> 8 Frame Clear Inner Cover .....	<b>\$17.95</b>
<b>ICC10</b> 10 Frame Clear Inner Cover .....	<b>\$17.95</b>

**Scraping propolis and wax off your Clear Inner Cover** will scratch it. We recommend using rubbing alcohol or Krud Kutter (found on page 99) to remove any debris.

**GIVE THE GIFT OF BEEKEEPING!**



Betterbee gift certificates make a great gift for the current or aspiring beekeeper in your life!



## Standard Inner Cover

Made of a pine rim with Tempered Masonite center. One side is notched. If feeding patties in the winter use a shim (page 21) under the inner cover. Fully assembled.

### STANDARD INNER COVER

<b>ICS8</b> 8 Frame Standard Inner Cover	1-4 <b>\$10.95</b>   5+ <b>\$10.59</b>
<b>ICS10</b> 10 Frame Standard Inner Cover	1-4 <b>\$10.95</b>   5+ <b>\$10.59</b>



## Deep Rim Inner Cover

Made of Luan plywood with a pine rim. Deep rim on one side allows room for feeding patties without the need of a shim. Round hole accepts a standard mason jar for internal feeding. Fully assembled. 1-1/2 in. deep.

### DEEP RIM INNER COVER

<b>ICDR8</b> 8 Frame Deep Rim Inner Cover	1-4 <b>\$13.65</b>   5+ <b>\$13.20</b>
<b>ICDR10</b> 10 Frame Deep Rim Inner Cover	1-4 <b>\$13.65</b>   5+ <b>\$13.20</b>



10  
FRAME

8  
FRAME

10  
FRAME

8  
FRAME

## Queen Excluder

Available in Metal or Plastic.

Queen excluders are placed above the brood chamber to keep the queen from entering the honey supers. The wires are spaced wide enough to let the workers through, but are too narrow for the queen to pass.

The **metal excluder** features a stainless steel screen and galvanized binding. The **plastic excluder** is easy to clean: put it in the freezer overnight, then bend to pop off the wax.

### DIMENSIONS:

Metal: 19-3/4 L x 16-1/4 W x 3/16 H  
 Plastic: 19-7/8 L x 16-1/4 W x 1/8 H  
 Stainless: 19-3/4 L x 16-1/8 W x 3/8 H

### QUEEN EXCLUDER (Metal)

**QEM10** 10 Frame Metal Excluder  
**QEM8** 8 Frame Metal Excluder  
 1-9 **\$7.52** | 10+ **\$7.17**


### QUEEN EXCLUDER (Plastic)

**QEP10** 10 Frame Plastic Excluder  
**QEP8** 8 Frame Plastic Excluder  
 1-9 **\$3.97** | 10-99 **\$3.47** | 100+ **\$3.12**

### QUEEN EXCLUDER (Stainless) Not shown

**QES10** 10 Frame  
 Stainless Steel Excluder ..... **\$13.97**

**We do not recommend using a queen excluder your first year or whenever the bees are drawing out comb. Bees are reluctant to go through an excluder to work on undrawn frames. Use the excluder after frames are drawn.**



10  
FRAME

## Classic Wood Rim Queen Excluder

Back by popular demand.

This classic queen excluder, now with stainless steel wire, spaces the excluder so that it does not lay directly on the frames. Features a 1/2" wood rim to minimize bending of the metal screen when removing. Available for 10 frame hives only.

**DIMENSIONS:** 20 L x 16-15/16 W x 1/2 H

### WOOD RIM QUEEN EXCLUDER

**QEWB10** 10 Frame  
 Wood Rim Queen Excluder ..... **\$16.95**

### The goodness of propolis!

Propolis is a resin-like substance gathered by bees from trees and shrubs, used to fill cracks and crevices to deter intruders. Propolis has antifungal and antibacterial properties and is being investigated for medical uses. People use it in salves for application to the skin and in tinctures to be taken internally.



## Plastic Queen Excluder Cleaner Tool

Features two sides, one that fits our plastic queen excluder and one that fits our metal excluders. Also features a sharp edge to further clean out your gummed up excluders!

**QESP** Plastic Excluder Cleaner ..... **\$7.85**



10  
FRAME

8  
FRAME

## Plastic Propolis Trap

This item is placed on the hive in place of an inner cover. To collect propolis from the bees, prop open your outer cover, allowing light into the hive. The bees will propolize the trap to shut out the light. Place the trap in a bag and put it in the freezer. Once the bag is frozen, you can bang the trap on a table top or floor and the propolis will fall off. **Note:** Our 8 frame propolis trap is a 10 frame cut to size.

### PLASTIC PROPOLIS TRAP

**PPT8** 8 Frame  
 Plastic Propolis Trap ..... **\$7.95**  
**PPT10** 10 Frame  
 Plastic Propolis Trap ..... **\$7.95**



## Metal Queen Excluder Cleaner Tool

Remove propolis and burr comb with ease with this queen excluder cleaner. Each side has a different spacing and depth to accommodate your excluder.

**QESM** Metal Excluder Cleaner ..... **\$14.37**

# BOTTOM BOARD

## TIPS & HINTS:

- #1 **Keep it clean.** A rite of spring is to clean your bottom board. Debris can build up here, so make sure to scrape it clean with your hive tool.
- #2 **Tilt it (slightly).** Try to place your hive as level as possible but with a slight tilt forward, so the front of the bottom board is about 3/8 inch lower than the back. This will prevent water from pooling in the back of the hive, which could exacerbate moisture problems and rot.
- #3 **This end up.** Even though this is a “reversible” bottom board, many people don’t actually reverse these! Most people keep them on the same side all year long. Which side depends on whom you ask.
- #4 **Happier landings.** When painting your bottom board, remember to paint the “landing zone” that is exposed to the outside elements.




## Screened Bottom Board and Varroa Monitoring Tray

Full description on page 56.

**VSCH10COMBO**  
Screened Bottom Board and Monitoring Tray (10 Frame) ..... \$20.95

**VSCH8COMBO**  
Screened Bottom Board and Monitoring Tray (8 Frame) ..... \$20.95



## NEW! Ultimate IPM Bottom Board

The makers of the “Ultimate” beekeeping equipment line, Bee Smart, now have an Ultimate bottom board that can be used with Integrated Pest Management (IPM). It’s designed to work with the Ultimate Hive Stand. For use with 3/4” and 10 frame equipment only.

**ULTIMATE BOTTOM BOARD**  
**UBB** Ultimate Bottom Board ..... \$28.95



## Slatted Rack

A Slatted Rack is installed between the bottom board and the bottom brood chamber. In cool weather it helps keep the brood chamber warmer so the queen can lay right to the bottom of the frames. In warm weather it provides a cluster space in the hive which can reduce bearding. The 10 frame version can be purchased in standard 10 frame or 9 frame for those that run 9 frames in a 10 frame hive body. Fully assembled.

**DIMENSIONS:** 20 L x 16-1/4 W x 2-1/4 H

**SLATTED RACK**  
**SR10** Slatted Rack - 10 Frame Hive... \$15.65  
**SR8** Slatted Rack - 8 Frame Hive..... \$15.65  
**SR9** Slatted Rack- 9 Frame ..... \$15.65

**Our Slatted Rack can be used in combination with our Varroa screens.** The slats run from back to front so that they are directly under the hive body frames. When the Varroa mites fall naturally off the bees, they fall through the slats and through the Varroa screen. *(See page 56 for more details.)*




## Reversible Bottom Board

The base and entrance to the hive. Two-sided and has a 3/8” entrance on one side and a 3/4” entrance on the other. Available in longer lasting **northern white cedar** or top-quality **eastern pine**. Comes fully assembled – screwed, not nailed. Includes **FREE** Wooden Entrance Reducer.

**REVERSIBLE BOTTOM BOARD (Cedar)**  
**RBBDC10** 10 Frame Cedar Bottom Board  
**RBBDC8** 8 Frame Cedar Bottom Board  
1-4 \$18.25 | 5+ \$17.80

**REVERSIBLE BOTTOM BOARD (Pine)**  
**RBBDP8** 8 Frame Pine Bottom Board  
**RBBDP10** 10 Frame Pine Bottom Board  
1-4 \$16.45 | 5-24 \$16.05 | 25+ \$15.55



## The Betterbee Shim

Used to feed winter feed and pollen patties (page 54) or to provide space when using Apiguard (page 55). This shim is placed on top of the bee cluster to create a 1-1/2” space. The same size as our wooden hives, but can be used on BeeMax® hives also. Unassembled, but are pre-drilled and include screws. The entrance can be sealed with a plug which can be removed for a winter entrance or for ventilation in the summer.

**BETTERBEE SHIM**  
**SHIM10K** 10 Frame Betterbee Shim  
**SHIM8K** 8 Frame Betterbee Shim  
**SHIM10BMK** 10 Frame Shim for BeeMax®  
1-4 \$5.20 | 5+ \$4.70



10 FRAME  
8 FRAME

## Cedar Hive Stand

**Naturally rot-resistant cedar.**

Beautiful and durable, our new cedar hive stand provides your hive with a stable platform at a good working height. The stand is made from naturally rot-resistant cedar which will last for many years. Apply oil or stain to lengthen life even further. Large 1-1/2" x 3-1/2" legs will not sink into soft ground like some stands. Stand is partially assembled; just install the four bolts and tighten 7/16" nuts with a socket wrench. Use with or without a cedar hive platform underneath the bottom board.

### CEDAR HIVE STAND

**STANDCEDAR10** 10 Frame Stand ..... \$56.45  
**STANDCEDAR8** 8 Frame Stand ..... \$56.45



10 FRAME  
8 FRAME  
BM

## Cedar Landing Board

Provides a longer runway for returning foragers. Constructed from northern white cedar, which is slow to decay. Generally used with a hive stand or other support to elevate the hive. Shipped unassembled with pre-drilled holes and screws for easy assembly.

### CEDAR LANDING BOARD

**STANDC8** 8 Frame Landing Board ... \$15.55  
**STANDC10** 10 Frame Landing Board . \$15.55  
**STANDCBM** BeeMax® Landing Board. \$15.55



10 FRAME  
8 FRAME


## NEW STYLE! Ultimate Hive Stand

**The perfect working height.**

Hive is elevated 12 inches above the ground. Included frame holders provide a safe and convenient place to hold frames during hive inspections. Plastic construction never needs painting and will not rot.

### ULTIMATE HIVE STAND

**STANDULT10** 10 Frame Ultimate .... \$83.45  
**STANDULT8** 8 Frame Ultimate ..... \$83.45  
**STANDULTBM** BeeMax® Ultimate.... \$83.45  
**STANDULTLY** Lyson Ultimate ..... \$83.45



10 FRAME  
8 FRAME

## Insulating Foam Board

This 1-inch foam board insulation fits in the underside of your Telescoping Outer Cover. It prevents moisture from condensing on the cover, allowing it to be exhausted from the hive. We use it ourselves at Betterbee.

### INSULATING FOAM BOARD

**FOAMBOARD10** 10 Frame Insulating Foam Board..... \$5.15  
**FOAMBOARD8** 8 Frame Insulating Foam Board..... \$5.15



10 FRAME  
8 FRAME

## Bee Cozy Hive Wrap

The Bee Cozy hive wrap is recommended for the most harsh winter conditions, particularly windy areas. This extra thick wrap will cover a colony with two deep hive bodies and one medium or up to four mediums, sliding right over the colony. Two sizes designed perfectly for 10 frame and 8 frame hives.

### ONE-PIECE HIVE WRAP INSULATION

**HW1** 10 Frame Winter Hive Wrap  
1-5 \$24.49 | 6-49 \$23.49 | 50+ \$22.49  
**HW8** 8 Frame Winter Hive Wrap ..... \$24.49



10 FRAME  
8 FRAME

## NEW! Vinyl Coated Hive Wrap

You asked and we answered! This hive wrap has velcro closures for a snug fit. Made from marine-grade vinyl coated polyester, it has 1/2" thick R4 rigid Owens-Corning insulating foam. It helps retain the heat of the bees' cluster, keeping the colony warmer in cold northern temps. Made in the USA. Available for 8 and 10 frame hives.

### VINYL COATED HIVE WRAP

**HWVINYL10** 10 Frame Hive Wrap .... \$29.95  
**HWVINYL8** 8 Frame Hive Wrap ..... \$29.95



10  
FRAME

8  
FRAME

### 3-in-1: Robber Screen, Mouse Guard, & Closure

The **Robber Screen** is used to discourage robbing of weak colonies. Robbers attempt to enter the hive by flying straight into the entrance. The screen prevents this. Resident bees leave the entrance, crawl up the hive front, and exit through a slot in the top of the screen. A sliding screen allows the robber screen to also be used as a **reduced standard entrance**. With both entrances closed it serves as a ventilated closure for moving the hive. Flip it over to use it as a winter **mouse guard**.

The screen is easily attached to the hive using two wood screws (included). To help prevent robbing, this must be used before robbing begins.

RS10 10 Frame Robber Screen ..... \$17.25  
RS8 8 Frame Robber Screen ..... \$17.25



10  
FRAME

8  
FRAME

### NEW! Bee Smart Robber Screen

The Bee Smart Ultimate Universal IPM Robbing Screen is made of long-lasting technopolymer with UV treatment. It is easily installed with pushpins at the corners, and can be used with 8 or 10 frame equipment.

#### BEE SMART ROBBER SCREEN

RSBS 8 or 10 Frame Robber Screen . . . \$8.45



10  
FRAME

8  
FRAME

### Wooden Entrance Reducer

Made out of sturdy eastern pine or cedar. Fits on our 10 frame or 8 frame bottom boards or Varroa screens. There is a small cut for starting hives and a larger cut for when the hive gets stronger. The actual cut designs may vary. Gives bees a smaller entrance to defend.

#### PINE ENTRANCE REDUCER

ER10 10 Frame Entrance Reducer .... \$1.45  
ER8 8 Frame Entrance Reducer..... \$1.45

#### CEDAR ENTRANCE REDUCER

ERC10 10 Frame Entrance Reducer ... \$1.75  
ERC8 8 Frame Entrance Reducer ..... \$1.75

### Hardware Cloth Mouse Guard

The 1/2" mesh gives bees plenty of room to enter and exit but will keep mice out. Mouse guard is stapled to the front of the hive covering the entrance.

MG10 10 Frame Mouse Guard  
1-4 \$1.49 | 5+ \$1.29

MG8 8 Frame Mouse Guard  
1-4 \$1.49 | 5+ \$1.29



10  
FRAME

8  
FRAME

### Universal Mouse Guard, Entrance Reducer, & Closure

This Betterbee Original is the one entrance modifier to do almost everything you need. Easily adjustable to the right size for the hive entrance on 8 and 10 frame hives and BeeMax® equipment. Place the small holes down and you have an entrance closure for moving hives. In this position

you can slide the adjuster to create a small opening if you want a reduced entrance for smaller hive populations, while the perforated opening allows increased hive ventilation. Flip the unit over and now you have a mouse guard for winter. Can be attached with small screws but we recommend push pins for easy attachment.

MGC Universal Mouse Guard ..... \$3.66

LYSON



## Lyson Outer Cover


Different from other outer covers in that it does not telescope down over the hive. Instead it **provides a space above the hive with room to place a feeder or winter patties and contains eight ventilation slots**. The inner cover serves to prevent the bees from filling this space with comb on Lyson hives, but on hives with telescoping covers, the inner cover serves to prevent the bees from propolizing the outer cover in place, making it hard to remove.

**This outer cover includes:**

- > 8 polystyrene plugs
- > 8 black plastic venting plugs

Mix and match these plugs to get the desired air flow in your hive. We use a propolis trap as an inner cover, but you can also use a grain bag or piece of canvas.


**LYHEW11010**  
Lyson Outer Cover ..... \$17.75



## Lyson Inner Cover

Allows for maximum ventilation with seven vent holes. Nests inside top Lyson box to prevent bee access to the space in the Lyson outer cover. Comes with seven polystyrene discs to modify ventilation as needed.


**LYHEW11970**  
Lyson Inner Cover ..... \$14.95



## Lyson Screened Bottom Board

Feature stainless steel screen and a removable tray for Varroa testing and ventilation. Includes a combo mouse guard/entrance reducer.

**LYHEW11940**  
Lyson Screened Bottom Board ..... \$20.95



## Lyson Deep Hive Bodies & Medium Supers

These polystyrene boxes provide greater insulation than traditional wooden hives. They feature built-in plastic frame rests and embedded plastic inserts on the contact surfaces, preventing hive tool damage, and are pre-drilled for easy assembly. Screws, latch kit, and instructions included.

These boxes fit 10 frames and will fit both plastic and wooden frames. We recommend painting these boxes with exterior grade latex paint to protect against the elements.

**LYHEW11990K**  
Lyson Deep Hive Body ..... \$28.50

**LYHEW12010K**  
Lyson Medium Hive Body ..... \$23.95




## Lyson Hive Stand

Made from galvanized steel, this pair of legs are both stable and rigid. The legs are adjustable, so you can set them on uneven ground. Just add two of your own 2x4 cross beams to support up to five hives. Sold as a set of two. **(Note:** hives and wooden cross beams not included.)

**LYHE4033** Lyson Hive Stand ..... \$94.95





### 10 Frame Hive Feeder for Lyson Hives

This Lyson 10 frame hive feeder fits inside the Lyson hive's outer cover and feeds from both ends of the hive. Injection molded plastic. Includes two inserts that form "ladders" so the bees will not drown. Holds about 1-1/2 gallons of syrup. (If you need a feeder for a 10 Frame wooden hive, please see page 53.)

**LYHE3132**  
Lyson 10 Frame Hive Feeder ..... **\$14.95**



### Lyson Latches

Includes one pair of latches. They provide additional stability by securing the hive bodies or supers together. The latches are sold in pairs and include screws. Holes are pre-drilled on your Lyson hive bodies and supers for easy installation. Includes two latch catches, two latch stirrups, two latches and screws for installation.

**LYHELATCH**  
Lyson Latches (1 Pair) ..... **\$4.00**

Latches are included with all Lyson Deep Hive Bodies and Supers. They are not included on the bottom board and outer cover.



### Lyson Hive Top Feeder

This Lyson Hive Top Feeder integrates into your other Lyson hive equipment. It includes a pair of latches (not shown) to latch securely to your other hive components. Reinforced plastic edges and a stainless ladder are featured in this piece of equipment. Can hold about three gallons of syrup. Sliding gate in the stainless ladder allows you to feed patties in the reservoir if desired. We recommend painting the exterior of all polystyrene equipment with an exterior grade latex paint to protect it from the elements.

**LYHEW10970**  
Lyson Polystyrene Feeder ..... **\$24.95**

### Lyson Polystyrene Hives

This polystyrene Langstroth Beehive is manufactured by Lyson and comes assembled or unassembled. This 10 frame sized hive includes:

- > Screened bottom board with stainless steel screen and removable tray for Varroa testing and ventilation
- > Mouse Guard/Entrance Reducer/Closure
- > Two Deep Hive Bodies
- > Outer Cover with 8 polystyrene plugs and 8 black plastic venting plugs

Both plastic and wooden deep frames will fit this hive, but frames are not included. The hive bodies have built in plastic frame rests and reinforced plastic edges. They also include metal latches to hold the hive bodies and cover securely in place. Although it comes unpainted, we recommend painting with an exterior grade latex paint. Screws for assembly are included in the unassembled hive.

**LYHEW1103K**  
Assembled Lyson Hive ..... **\$115.95**

**LYHEW1103UK**  
Unassembled Lyson Hive ..... **\$99.95**



# BEEMAX®

BeeMax® and Lyson equipment can be used together on the same hive without problems (though Lyson latches can't be used on BeeMax® equipment). BeeMax® equipment weighs less than 1/2 of comparable wooden boxes and when used with care, these boxes will last for many years. This line of equipment is easy to assemble, requiring only glue, and does not require winter wrapping. If you are looking for lightweight equipment with high insulating value, you should consider BeeMax® hives.

### BEEMAX® TIPS

- 1. Keep 'em painted.** BeeMax® hives need to be painted with good quality exterior latex paint.
- 2. Metal telescoping covers will not fit on BeeMax® hives.** Use the BeeMax® outer cover.
- 3. A BeeMax® bottom board fits perfectly with BeeMax® supers.** You can use standard wooden bottom boards, but please note that the supers will protrude beyond the edges of the bottom board. Additionally, a Lyson bottom board will work perfectly.
- 4. Like wooden supers, items such as slatted racks and pollen traps have the same internal dimensions** but do not match the external dimensions of polystyrene hives.



### BeeMax® Telescoping Cover

The BeeMax® cover is sized to fit the larger dimensions of the BeeMax® hives. We recommend using this with the ventilated wooden inner cover for BeeMax® hives, pictured below. This cover provides excellent insulation, and with an upper entrance, will reduce condensation during the winter months. It can be used with Lyson hives for those desiring a conventional telescoping cover.

**BMTOC** BeeMax® Telescoping Cover  
1-4 **\$17.95** | 5-24 **\$17.45** | 25+ **\$16.95**


As with any cover, we recommend that you should always place a stone on top of the cover, or strap it down, to keep it from blowing off.



### Wooden Inner Cover for BeeMax® Hives

Ventilation slot allows it to be used as an upper winter entrance and ventilation source. Deep rim on one side allows room for feeding pollen patties, fondant, or dry sugar.


**BMIC** Wooden Inner Cover for BeeMax® Hives  
1-4 **\$11.95** | 5-24 **\$11.45** | 25+ **\$10.95**



### BeeMax® Medium Super

Designed to fit on top of the BeeMax® Hive Body. Accepts 10 standard medium wooden or plastic frames. Includes Plastic Frame Rests, but no frames. Unassembled.

**BMS** BeeMax® Medium Super  
1-9 **\$16.69** | 10-49 **\$15.69** | 50+ **\$14.69**



### BeeMax® Hive Body


Accepts 10 standard, deep wooden and/or plastic frames. Includes plastic frame rests, but no frames. Unassembled.

**BMHB** BeeMax® Hive Body  
1-9 **\$21.79** | 10-49 **\$20.79** | 50+ **\$19.79**

Make sure the special frame rests are put in the slots correctly (like an "L" with the frame resting on top of the "L") so that your bee space is correct.

## QUESTIONS ABOUT BEEMAX® & LYSON POLYSTYRENE HIVES

- #1 **Can I use my wooden honey supers on top of a polystyrene hive for honey production?** Yes, wooden supers fit nicely on a polystyrene hive, but the walls are thinner, so a portion of the top of the Polystyrene® hive wall will be exposed. Paint this area when you paint your hives if you use wooden supers.
- #2 **Will my polystyrene hive withstand the same kind of beekeeper abuse that wooden hives can?** No, their longevity will be based on the extra care you give them. Don't throw them around or drop them. If reasonable care is taken, they should last as long as a wooden hive.
- #3 **Will field mice be able to chew through the entrance of a polystyrene hive?** Possibly, especially in areas where mice are looking for a warm place to spend the winter. We use a mouse guard that protects the entrance from being chewed.
- #4 **Will bees propolize these hives as much as wooden hives?** No. The bees don't seem to propolize polystyrene hives as much. Because of the design of the frame rests, you will find it much easier to remove frames for inspection with a Polystyrene® hive. Plus, it's easy to separate the supers with hive tools.
- #5 **Are ants, mice, and wax moths a problem with these hives?** Pests are no more of a problem in polystyrene hives than in wooden hives. If the hives are strong, your bees will keep these pests out themselves.



### BeeMax® Bottom Board w/ Varroa and Ventilation Screen

Features a 3/8" entrance across the front – no mouse guard is needed. The bottom edges are scalloped to allow cross ventilation and eliminate moisture. Features a secure built-in mesh screen.

**BMBB** BeeMax® Bottom Board w/Varroa and Ventilation Screen  
1-4 **\$19.79** | 5-24 **\$18.70** | 25+ **\$17.79**

**We recommend** placing the BeeMax® Bottom Board on a Cedar Hive Stand or a wooden pallet. It should never be placed directly on cement blocks unless all four sides are supported. We leave this BeeMax® Bottom Board open all winter long.



### Stainless Steel Frame Holder for Polystyrene Hives

This handy two-piece Frame Holder is designed to fit BeeMax® or Lyson hives. The compact and rustproof design makes this a must have tool for beekeepers. It is placed on the outside of the hive as you inspect it. Take out the first frame and rest it on the holders in order to manipulate the others.

**FHBM** Frame Holder ..... **\$16.50**



### Mouse Guard for BeeMax® Hives

Inserted between the hive body and bottom board of BeeMax® hives. It protects the entrance area from damage by mice. The entrance height on BeeMax® hives is 3/8" and is small enough to exclude mice. This protector helps protect the entrance from mice attempting to chew the polystyrene and enlarge the entrance.

**BMMG** Mouse Guard ..... **\$2.17**

This is not an entrance reducer or closure. The entrance protector is inserted to cover the bottom of the hive body edge, not to cover the entrance.

Long-lasting **Plastic Frame Rests** provided with every **Hive Body and Super**.

Extra thick walls which make for a hive that is warmer in the winter and cooler in the summer.

Standard interior dimensions – accepts standard plastic and wooden frames.

Easy assembly. **Hive Bodies and Supers** literally snap together. Never nail another hive.

Integrated **Varroa Screen and Bottom Board** with a 3/8" entrance.



# FRAMES & FOUNDATIONS



## Unassembled Humble Abodes Wooden Frames

Our frames are made of precision cut quality Eastern White Pine by Humble Abodes, our woodenware partners in Maine.

Our top bars are offered in grooved and wedged styles. Bottom bars are grooved. For wax foundation, use wedged top bars. For plastic foundation, use grooved top bars. Unassembled; frame nails not included (page 33).

### DEEP WOODEN FRAMES

- DWF8 8-pack Deep Frames ..... \$10.95
- DWF10 10-pack Deep Frames ..... \$12.95
- DWF100 100-pack Deep Frames .... \$104.95
- DWFB100 100-pack Unassembled Budget Deep Frames ..... \$83.95

### MEDIUM WOODEN FRAMES

- MWF8 8-pack Medium Frames ..... \$10.95
- MWF10 10-pack Medium Frames .... \$12.95
- MWF100 100-pack Medium Frames . \$104.95
- MWFB100 100-pack Unassembled Budget Medium Frames ..... \$80.95

### SHALLOW WOODEN FRAMES

- SWF8 8-pack Shallow Frames ..... \$10.95
- SWF10 10-pack Shallow Frames. .... \$12.95
- SWFB100 100-pack Shallow Frames . \$104.95
- Budget Shallow Frames ..... \$80.95



## Assembled Humble Abodes Wooden Frames

Our original frames with most of the work done! Just add foundation and the frame is ready to go. Specify size and Wedged/Grooved or Grooved/Grooved when ordering.

- ADF Assembled Deep Frame w/ Plastic Foundation (19 L x 9 1/8 H)  
1-19 \$2.35 | 20-99 \$2.10 | 100+ \$2.00

- AMF Assembled Medium Frame w/ Plastic Foundation (19 L x 6 1/4 H)  
1-19 \$2.23 | 20-99 \$1.98 | 100+ \$1.88

- ASF Assembled Shallow Frame w/ Plastic Foundation (19 L x 5 3/8 H)  
1-19 \$2.23 | 20-99 \$1.98 | 100+ \$1.88

## RAVE REVIEWS!

Beesource conducted an independent review of frames from seven different beekeeping supply companies. Here's what they had to say about Betterbee's frames:

**"The wood is nicely milled with the smoothest finish of all the brands."**

**"The quality is consistent and uniform in all twenty frame parts."**

**"The frame pieces fit together well with no wiggle room, a characteristic especially noticeable when attempting to slide the end bar into the dados of the top bar."**

**"The top bar wedge strip is the sturdiest of all the wedges reviewed."**

**"In our opinion, the quality of the precut wedge doesn't get better than Betterbee's."**

**PRO TIP:** An air stapler makes assembling a lot of frames easier. You can also use medium crown staples in place of nails or use one wide crown staple where 2 nails were used.

**SAVE MONEY:** Our Budget Frames may have discolored wood or very small knots in non-critical areas. They are just as strong, easy to assemble, and are the same quality as our Commercial Grade products.

Unassembled frames are sold in units of 8, 10, and 100 ONLY. If you order 120 Frames, we will charge you at the 100 price for a unit of 100 Frames and at the 10 price for 2 units of 10 Frames.

AVAILABLE IN  
3 DIFFERENT  
FRAME  
SET-UPS:

**Wood Frames with Plastic Foundation:**


Wood frames do not have the cavities where small hive beetles can hide. We can assemble them for you, or you can assemble them yourself. Also available with extra beeswax coated on to the foundation. Choose either black or white foundation.

**Wood Frames with Wax Foundation:**

Best results with wax foundation require the foundation to be supported either by cross wiring or using support rods. Wiring is a tedious step in frame assembly and we offer frames that are pre-wired and ready for you to install crimp wired foundation. Unfortunately, we do not install foundation because they are too fragile to ship!

**Plastic One-Piece Frame & Foundation:**

Frames and foundation are one piece and are completely assembled. We strongly recommend adding extra wax to plastic foundation. In our bee yards, the bees draw out foundation with extra wax much more readily than the standard pre-waxed plastic foundation. Choose either black or white foundation.



**MADE IN USA**

Hives & Hive Parts

**Assembled Wooden Frame with Plastic Foundation**

Tired of assembling frames, but prefer wooden frames? Let Betterbee do the hard work for you! Deep frames come with black plastic foundation, and medium frames come with white plastic foundation. We recommend adding an extra layer of wax, as we've seen bees draw these out much faster than without extra wax.

**DIMENSIONS:**  
Deep: 19 L x 9 1/8 H  
Medium: 19 L x 6 1/4 H

**Note:** Medium Heavy Waxed Frames are only available in white. Deep Heavy Waxed Frames are only available in black.

**STANDARD WAXED FRAME**

<b>AMFP</b>	
1-19 Medium Wood/Plastic .....	\$3.47
20-99 Medium Wood/Plastic .....	\$3.17
100+ Medium Wood/Plastic .....	\$2.97

<b>ADFP</b>	
1-19 Deep Wood/Plastic .....	\$3.61
20-99 Deep Wood/Plastic .....	\$3.31
100+ Deep Wood/Plastic .....	\$3.01

**HEAVY WAXED FRAME**  
These frames have 3-4x more wax than the standard frames

<b>AMFPWHW</b>	
1-19 Medium Wood/Plastic .....	\$3.66
20-99 Medium Wood/Plastic .....	\$3.36
100+ Medium Wood/Plastic .....	\$3.16

<b>ADFPBHW</b>	
1-19 Deep Wood/Plastic .....	\$3.95
20-99 Deep Wood/Plastic .....	\$3.65
100+ Deep Wood/Plastic .....	\$3.45

**Pre-Wired + Assembled Wooden Frames**

Cross-wiring of wooden frames is the best way to assure that crimp wired foundation lays flat and produces uniform durable combs. Use a spur wheel embedder or small transformer to embed the wires into the frames. Wedge/Grooved frame style.



**DIMENSIONS:** (D) 19 L x 9 1/8 H  
(M): 19 L x 6 1/4 H

<b>AMFW</b>	
1-49 Medium Prewired+Assembled ....	\$3.09
50+ Medium Prewired+Assembled .....	\$2.89

<b>ADFW</b>	
1-49 Deep Prewired+Assembled .....	\$3.09
50+ Deep Prewired+Assembled .....	\$2.89



## ABOUT EXTRA WAX

We are now exclusively using the heavy wax frames and foundation in our hives with very good results. If you choose to wax your own frames, here's how to do it:

**FIRST:** Melt wax in a double boiler or crock pot used just for wax. We recommend using only pure beeswax to wax frames.

**THEN:** Paint the melted wax on the frames or foundation with a foam paint brush (offered on next page). Ideally just the outline of the cells hold the wax. If some of the bottom of the cells also contain wax, that is OK. The bees will use it.

## Plastic One-Piece Frame + Foundation

**These frames are fully assembled and ready to go.** These sturdy plastic frames have reinforced frame ears to prevent breakage, stand up better to automatic uncapping and extracting, and are resistant to wax moths. They allow for 15% more cells for brood and honey production. 5.2mm cell size.

### STANDARD WAXED FRAME

**PLASTICM** Medium Standard Waxed Frame  
 1-51 Medium Frames . . . . . \$2.51  
 1-3 Boxes (72 Frames) . . . \$141.30  
 4+ Boxes (72 Frames) . . . \$130.30

**PLASTICD** Deep Standard Waxed Frame  
 1-51 Deep Frames . . . . . \$2.59  
 1-3 Boxes (52 Frames) . . . \$121.25  
 4+ Boxes (52 Frames) . . . \$115.25

### HEAVY WAXED FRAME (3-4x more wax)

**PLASTICMWHW** Medium Heavy Wax Frame  
 1-51 Medium . . . . . \$3.18  
 Box of 72 Frames . . . \$179.07

**PLASTICDBHW** Deep Heavy Wax Frame  
 1-51 Deep . . . . . \$3.28  
 Box of 52 Frames . . . \$160.45

**Note:** Medium Heavy Waxed Frames are only available in white. Deep Heavy Waxed Frames are only available in black.

## Plastic One-Piece Frame + Drone Foundation


**Part of the Integrated Pest Management (IPM) technique for combating Varroa mites.** This plastic, beeswax-coated frame is colored bright green for easy identification. Remove every 21 days, freeze for 24 hours to kill Varroa, thaw, and then reinstall. We recommend buying two frames per hive so you can rotate them between hive and freezer.


**Note:** For drone comb removal to be effective in reducing Varroa populations, it MUST be removed from the hive every 3 weeks.

**DANGER:** If not removed each brood cycle, drone combs become Varroa factories and may result in increasing the mite populations in the hive.

**DIMENSIONS:** (D) 19 L x 9 1/8 H  
 (M): 19 L x 6 1/4 H

**DRONE2** Medium w/ Drone . . . . . \$2.94  
**DRONE1** 1-51 Deep Frame w/ Drone . . . \$3.15  
**DRONE52** Box of 52 Deep w/ Drone . . \$132.25





**MADE IN USA**

## Plastic Foundation

This plastic foundation is made especially for wooden frames. It is available with the standard light coating of beeswax and as the heavy wax version (that we now use exclusively ourselves). 5.2mm cell size. Please specify Black or White when ordering.

**Note:** Shallow foundation is not made by the manufacturer. We cut it for you, so the labor adds to the price.

### DIMENSIONS:

Deep: 16 3/4 L x 8 3/8 H  
 Medium: 16 3/4 L x 5 1/2 H  
 Shallow: 16 3/4 L x 4 5/8 H

### PSF

1-49 Shallow Plastic Sheets ..... \$1.38  
 50-99 Shallow Plastic Sheets ..... \$1.28  
 100 Pack Shallow Plastic Sheets .... \$120.32

### PMF

1-49 Medium Plastic Sheets ..... \$1.20  
 50-99 Medium Plastic Sheets ..... \$1.12  
 100 Pack Medium Plastic Sheets .... \$102.36

### PDF

1-49 Deep Plastic Sheets ..... \$1.35  
 50-99 Deep Plastic Sheets ..... \$1.28  
 100 Pack Deep Plastic Sheets ..... \$117.60

### HEAVY WAXED FOUNDATION (3-4x more wax)

**PDFHW** Deep Heavy Wax Foundation .. \$1.80  
 100 Pack of Sheets ..... \$149.15

**PMFHW** Medium Heavy Wax Foundation \$1.44  
 100 Pack of Sheets ..... \$123.60

**PRO TIP:** We recommend using **black** plastic frames and foundation for the brood chamber because you can see eggs easier with a black background, and **white** for honey supers, which allows you to distinguish brood at a glance.



## Deep Unwired Foundation

Deep Unwired Brood Foundation must be cross-wired to prevent stretching.

Deep Unwired Drone Foundation can be used as part of an Integrated Pest Management Program (IPM) for combating Varroa Mites. Unwired Drone Foundation has a larger hexagon imprinted in the sheet on which the bees will build only drone comb.

### DIMENSIONS:

Deep: 16 3/4 L x 8 3/8 H

**UBF10** Deep Unwired Brood Foundation (10-Pack) ..... \$15.45

**DUDF10** Deep Unwired Drone Foundation (10-Pack) ..... \$17.46



## Round Comb + Cut Comb Foundation

Roundcomb Foundation is for producing Ross Rounds. Medium and Shallow Cutcomb Foundation is for producing cutcomb honey.

### DIMENSIONS:

Round Comb: 3-7/8" x 16-1/2"  
 Cut Comb Medium: 5-5/8" x 16-1/2"  
 Cut Comb Shallow: 4-3/4" x 16-1/2"

### SCC

Shallow Cut Comb (10-Pack) ..... \$6.65  
 Shallow Cut Comb (5 lbs/100-Pack) ... \$54.50

### MCC

Medium Cut Comb (10-Pack) ..... \$7.75  
 Medium Cut Comb (5 lbs) ..... \$57.09

### RCF8

Round Cut Comb (8-Pack) ..... \$8.89

The **Steel Hook** embedded in the Crimped Wire foundation fits behind the wedge in the top bar.



## Crimped Wire Foundation

**Crimped Wire** foundation has hooks along one edge to attach the foundation under the frame wedge. Some beekeepers use groove-groove frames and **Hookless** foundation. For best results, frames should be cross-wired for support, especially when used for extracted honey.

**Small Cell Crimped Wire** foundation has small cells which measure 4.9mm compared to our regular crimped wire foundation that measures 5.4mm.

*Sold by the pound, sheet counts are approximate because of variations in manufacturing.*

### DIMENSIONS:

Shallow: 4-3/4" x 16-3/4"  
 Medium: 5-5/8" x 16-3/4"  
 Deep: 8-1/2" x 16-3/4"

**SCW** Shallow Crimped Wire (10-Pack) ..... \$10.99  
 (12.5 lbs/150-Pack) ..... \$117.25

**MCW** Medium Crimp Wire (8-Pack) ..... \$8.46  
 (10-Pack) ..... \$10.60  
 (12.5 lbs/130-Pack) ..... \$119.14

**MCWSC** Medium Crimp Wire Small Cell (8-Pack) ..... \$11.64  
 (10-Pack) ..... \$13.80  
 (12.5 lbs/130-Pack) ..... \$138.38

**MCWNH** Medium Crimp Wire Hookless (10-Pack) ..... \$10.60  
 (12.5 lbs/130-Pack) ..... \$119.14

**DCW** Deep Crimp Wire (8-Pack) ..... \$13.20  
 (10-Pack) ..... \$15.79  
 (12.5 lbs/85-Pack) ..... \$117.95

**DCWSC** Deep Crimp Wire Small Cell (8-Pack) ..... \$15.97  
 (10-Pack) ..... \$19.85  
 (12.5 lbs/85-Pack) ..... \$129.95

**DCWNH** Deep Crimp Wire Hookless (10-Pack) ..... \$15.79  
 (12.5 lbs/85-Pack) ..... \$117.95



## Metal Frame Rest

These metal frame rests are sold as a pack of ten (enough to do five boxes). To use in 8 frame boxes, cut with tin snips or a hacksaw. Provides greater durability where your frames rest in the box. Increases the longevity of your box in an area that is cleaned often with your hive tool. Betterbee designed, used, and recommended.

**MFR1** Metal Frame Rest (10-Pack) . . . . \$3.35



## 4-inch Foam Brush

This 4" foam brush is the ideal size for waxing bee frames. Plastic frames with additional wax are available for purchase or you can paint the wax on yourself using a foam paint brush! You will need 1 to 1-1/2 pounds of wax for 10 deep frames. For safety reasons, beeswax needs to be melted in a double boiler or crock pot.

**FOAMBRUSH** 4-inch Foam Brush . . . . \$1.29




## Frame Assembly Jig

The frame assembly jig holds 20 frames at a time in an alternating pattern. This means you can assemble more frames in a smaller amount of space. Comes unassembled. Assembly instructions and hardware are included, but not frames.

**DIMENSIONS:** 22 L x 25 1/2 H


**FAJ20** Frame Assembly Jig . . . . . \$52.95



## Plastic Starter Strips

These plastic starter strips can be installed in our wedge/groove frames for those who want to "go foundationless." They provide a means for the bees to draw straight comb using only wax they create. Sold in a pack of 10. Color may vary, but will be white or black.

**PSS10** Plastic Starter Strips (10-Pack) . \$5.15



## Frame Cleaning Tool

This large (10 3/4 inches long), wood-handled tool is specially designed to clean wax and propolis from both top and bottom bars on your frames.

**FCT** Frame Cleaning Tool . . . . . \$19.95



# HOW TO INSTALL WAX FOUNDATION

- #1 After you assemble your frame and the glue is dry, remove the wedge bar. The wedge is that piece of wood that pops out of the top bar of your frame. **Note:** If you are using bee wire as your cross support, wire prior to installing foundation.
- #2 Use your jackknife to carefully remove the wedge and any splinters of wood from the frame.
- #3 Take one sheet of crimp-wired foundation and place the long side without metal hooks in between the gap of the bottom bar. Then rest the hooks in the groove left by the removed wedge.
- #4 Make sure the wax rests freely and is as straight as possible. Now insert the wedge back into place. You may need to rotate the wedge for the tightest fit. Often, this means the original inside of the wedge faces out.
- #5 With the wedge wedged, nail three wedge nails (5/8") through the wedge into the top bar. This is tricky with a regular hammer; you have to hammer at an angle to ensure the nail catches the top bar. You can also use your own staple gun and 9/16" staples.
- #5 Almost done! Now you need to provide a cross support to your frame. These are all listed on page 33 and include (in order of ease): support pins, plastic support rods, cross wiring with bee wire.

**GIVE THE GIFT OF BEEKEEPING!**







### Frame Nails

Use the 5/8" nails for Top-Bar Wedges and the 1 1/4" nails for top bars and bottom bars. Pre-gluing your frames is recommended.

**Note:** 1lb. of 1 1/4" nails assembles approximately one box of 100 frames, 1lb. of 5/8" nails assembles approximately 400 top-bar wedges.


- NA114K** 1-1/4 inch Nails ..... \$3.71
- NA58K** 5/8 inch Nails ..... \$6.13



### Zinc Support Pins

Support your crimp-wired foundation without wire. Insert these split rivets into the eyelet holes on the side bars of your wooden frames. The wax slides right through the split into the rivet.

- SP1** Support Pins 4 oz. (aprx 80)..... \$7.85
- SP2** Support Pins 20 oz. (aprx 500) ... \$36.45
- SP3** Support Pins 40 oz. (aprx 1,050) .. \$69.00



### Plastic Support Rods

These plastic rods offer an alternative to wiring frames when using crimp wired foundation. Packaged in 20 or 16 rod bundles (enough for 10 or 8 frames). The rods are pushed through the holes in the end bars and secured with a locking washer. No embedding is required.

**Note:** Shown in red, colors may vary

- PSR16** Plastic Support Rods 16-Pack .. \$7.40
- PSR20** Plastic Support Rods 20-Pack .. \$9.20



### Embedding Board

Used to guide wax foundation when installing in wooden frames and to support foundation while embedding bee wire. Works with deep, medium, and shallow wood frames.

- EBB** Embedding Board ..... \$9.95



### Bee Wire

This 28 gauge tinned wire is strong and sturdy. The 700 ft. roll will wire 200 frames.

- BWHALF** Bee Wire 700 ft. roll..... \$5.59
- BW5LB** Bee Wire 7,000 ft. roll..... \$29.95



### Spur Embedder

This tool is used to embed crosswires into the foundation. It features two separate offset wheels which hug the wire as it is pushed into the wax. The result is a better embedded wire and stronger foundation.

- SE1** Spur Embedder ..... \$10.25



### Frame Wiring Kit

Includes: **Embedding Board, Bee Wire, Eyelets, Eyelet Punch, Crimper, Spur Embedder,** and **nails** to attach wire. Also includes instructions. Enough material to wire 100 frames.

- FWK** Frame Wiring Kit ..... \$42.50



### Metal Eyelets

These small, metal fittings are placed in the holes of the side bars to prevent the wire from cutting into the end bars. May be brass or zinc.

- EYHALF** Eyelets, 1/2 oz. (aprx. 165) ... \$2.40
- EY3** Eyelets, 3 oz. (aprx. 990) ..... \$9.95
- EY15** Eyelets, 15 oz. (aprx. 4,950)..... \$49.95

### Metal Eyelet Punch

Essential for easy insertion of eyelets in end bars.

- EPUNCH** Metal Eyelet Punch..... \$4.99



### Wire Crimper

This tool crimps and tightens your bee wire before you embed it into the wax. By having tight wire, your foundation will bow less ensuring comb that is built out evenly. Available with a wood or plastic handle.

- CRIMPER** Wire Crimper (Plastic) ..... \$7.39
- CRIMPER2** Wire Crimper (Wood) ..... \$8.69

# QUEEN REARING

**IMAGINE:** The possibility of selecting and breeding queens that are resistant to Varroa mites, foulbrood and chalkbrood is very exciting. Queen rearing is not difficult but requires attention to detail and a number of steps that must be done on a specific schedule. We have the products to help!



## Swarm Box

The swarm box relies on the principle that nurse bees deprived of a queen and brood will readily start queen cells and feed them lavishly. Use the swarm box in the starting or first phase of the Doolittle method of raising queens.

**How to Use:** Shake in about 5 pounds of nurse bees from frames containing open brood. Add pollen and nectar frames and then add grafted larvae a few hours later. Allow nurse bees to start cells. 24 hours later, transfer frames to finishing colony and return nurse bees back to their hive.

**NOTE:** Not meant to be used to catch swarms.

**NOTE:** The use of the swarm box is described in *Successful Queen Rearing* by Marla Spivak and many other queen-rearing texts (page 37).


**SB1** Swarm Box ..... \$81.89



## Cell Bar Frames

Cell bar frames hold 3 bars of queen cell cups for finishing in the cell builder colony. Each cell bar holds up to 16 cell cups. 36 Queen cups included.

**QR11** Cell Bar Frames ..... \$15.15  
**QR110** Cell Bar w/o Queen Cups ..... \$11.20



## Queen Cups

Queen cups are used for grafting larvae during queen rearing. Tab on bottom pushes into groove on cell bar. 100 cups per package.

**QR9** Queen Cups (100-pack) ..... \$10.76

## Queen Grafting Tools

The **Bamboo Grafter** scoops royal jelly along with the larvae. This is probably the easiest way to learn to graft with and is our recommendation for someone starting with queen rearing.

The **Stainless Steel Grafter** is spoon shaped and allows the larvae to be moved into the cell cup.


**GT5** Chinese Bamboo Grafter ..... \$4.89  
**GT2** Stainless Steel Grafter ..... \$31.88



### QUEEN REARING CLASS:

We will be offering a class on queen rearing in June 2019. Several methods will be described and demonstrated.

Hives & Hive Parts



NOW AVAILABLE IN MEDIUM!

### 2-Way/4-Way Nuc for Queen Mating

Betterbee's redesigned 4-way mating nuc. This modular system is what we use in our queen rearing program. Pictured above are 2 side by side 2-way mating nucs. Each holds 8 frames with a solid divider forming 2 mating nucs. Two placed side by side form a 4 way mating nuc. This package includes two 2 way bottom boards, two nuc bodies with dividers, and 16 half frames with plastic foundation. We use a plasticized grain (or sand) bag as an inner cover, and standard 10 frame outer covers fit this configuration.

For overwintering, the dividers are removed and the 2 four frame colonies are combined. An additional hive body can be placed on top to provide extra resources. The inner cover can be used for feeding and additional ventilation. Comes assembled.

- QMN** 4-Way Queen Mating Nuc.... **\$129.75**
- QMN2** 2-Way Queen Mating Nuc.... **\$73.85**
- QMN2S** 2-Way Queen Mating Shim ... **\$5.55**
- QMN2IC** 2-Way Queen Mating Nuc Inner Cover.....**\$8.85**
- QMN2BB** 2-Way Queen Mating Nuc Bottom Board..... **\$14.95**
- QMNBB** 4-Way Queen Mating Nuc Bottom Board..... **\$20.75**
- QMN2MC** 2-Way Queen Mating Nuc Migratory Cover.....**\$9.95**
- QMNFRBPEW** Queen Mating Nuc Frame w/ Plastic Foundation + Heavy Wax.....**\$3.40**
- QMN2SUPER** 2-Way Queen Mating Nuc Super with Divider .... **\$34.85**

### Lyson Nuc for Queen Mating

Two-way queen mating nuc. Includes bottom, one mini hive body, a partition, divided feeder, cover, and six mini frames. Bottom board includes two landing strips which can be inserted into the entrances. Measures 11.8in x 11.8in x 13.4in. Hive and feeder are painted. Foundation is not included.

**Note:** Additional frames and hive bodies available. Call for details.

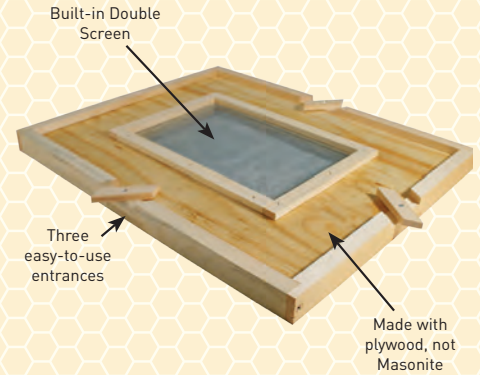

- LYHEQMN** Lyson Queen Mating Nuc . **\$44.95**
- LYHEQMHBK** Lyson Queen Mating Nuc Hive Body w/ Frames...**\$21.58**
- LYHER01** Mini Frame for Lyson Queen Mating Nuc..... **\$0.98**

### 3-Way Nuc for Queen Mating

This is our newest queen mating nuc. Each of the three chambers holds three deep or medium frames, meaning you can use frames you already have on hand. Bottom board has three entrances; the one in the middle opposite the entrances on the ends. Dividers in the deep box go to the bottom. An additional 3/4" space at the bottom allows for inserting frames with swarm cells. Inner covers feature a notch at one end (to be positioned opposite the entrance). Feeder holes accept a standard mason jar cap (not shown but included). Requires a standard 10 frame outer cover, sold separately.

- QMN3** 3-Way Queen Mating Nuc..... **\$49.95**
- NEW! QMN3MED** 3-Way Medium Queen Mating Nuc..... **\$46.95**
- QMN3BODY** 3-Way Divided Deep .... **\$23.59**
- NEW! QMN3BODYMED** 3-Way Divided Medium..... **\$20.35**
- QMN3BB** 3-Way Bottom Board..... **\$21.95**
- QMN3IC** 3-Way Inner Cover Board ... **\$1.89**





## Double Screen

Also called the “Snellgrove Board.” Using a Double Screen allows you to effectively run a 2-queen hive. The double screen in the middle keeps the bees that are above from directly communicating with the bees that are below the screen, while still allowing heat and pheromones to circulate in the hive. By manipulating the three different double entrances, one can add or subtract bees from the top or bottom, or run two splits on top of one parent colony. Can also be used to increase hive populations and foster swarm control. Comes fully assembled — screwed, not nailed.

**Note:** We only recommend these to the experienced beekeeper who has both the time and inclination to manipulate a hive for maximum population and production.

**DSC10** Doubled Screen (10 Frame) . . . **\$20.95**  
**DSC8** Doubled Screen (8 Frame) . . . **\$20.95**

## “Cupularve” No-Graft Premium Queen Rearing Kit

Now you can raise as many queens as you want — all with no grafting. Plus, you are always sure of the age of the larvae because you know when the eggs were laid. Includes complete instructions. Some assembly required.

**QR1** Complete Queen Rearing Kit . . . **\$93.45**


### REPLACEMENT PARTS

<b>QR2</b> Comb Box . . . . .	<b>\$60.85</b>
<b>QR3</b> Cell Cups (Box of 110) . . . . .	<b>\$6.95</b>
<b>QR4</b> Cell Bar Mount (Box of 10) . . . . .	<b>\$6.90</b>
<b>QR5</b> Cell Cup Holder (Box of 10) . . . . .	<b>\$6.90</b>
<b>QR6</b> Hatching Cage (Box of 10) . . . . .	<b>\$6.90</b>
<b>QR8</b> Frame Bars (20 Fixtures and 20 Holders, not installed) . . . . .	<b>\$21.61</b>

**The Complete Queen Rearing Kit includes:** Plastic Comb Box, 110 Cell Cups, 2 Bars with 20 Cell Bar Fixtures, 20 Cup Holders, and 20 Hatching Cages.

# 7 TRULY AMAZING QUEEN FACTS

1. Queens can live up to 5 years, but typically live **1 to 3 years**.
2. There is usually **one queen** per hive.
3. The queen will mate with between **6-20 drones** (males).
4. She lays up to **2,000 eggs** per day.
5. Fertilized eggs (**diploid**) become female (worker or queen bees) and unfertilized eggs (**haploid**) become drones.
6. When the queen dies or becomes unproductive, the other bees will make a new queen by selecting a young female larva and feeding it a diet exclusively of **royal jelly**.
7. Queen development takes **16 days**. An additional **two weeks** are required for maturation and mating before the new queen starts to lay eggs.



### Contemporary Queen Rearing


**Harry H. Laidlaw** This book is a queen rearing classic and essential reading. Contains pertinent information on the queen and her role in the colony, mating, and classifications, how to produce virgin queens, how to mate the queen, how to use the queen as well as techniques behind producing packaged bees. 119 pages.

**B114** Contemporary Queen Rearing.. \$14.95

### Bee Sex Essentials

**Dr. Larry Connor** Reviews the latest essential knowledge of drone and queen production, mating and genetics. Outlines a sample breeding program for beekeepers with less than 100 colonies. 152 pages.


**B108** Bee Sex Essentials ..... \$19.95



### Queen Rearing Essentials, 2nd Edition

**Dr. Larry Connor** This book will help you if you only need a few queens a year, or if you want to produce hundreds or thousands. The concepts are basic, the photographs “astounding”, and the book comes “Highly Recommended” by reviewers. If you save the cost of one queen, you have paid for the book and learned a great deal about bees and queens. 160 pages.

**B121** Queen Rearing Essentials ..... \$25.00



### Successful Queen Rearing Book

**Dr. Marla Spivak** This book provides comprehensive how-to information on the biology of queens and drones, stock selection and maintenance, Doolittle method, mating yards, making queens, timing of rearing queens, and record keeping.

With purchase of the book you get access to video that complements the material in the book. All steps of the Doolittle method of queen rearing are well explained and demonstrated.

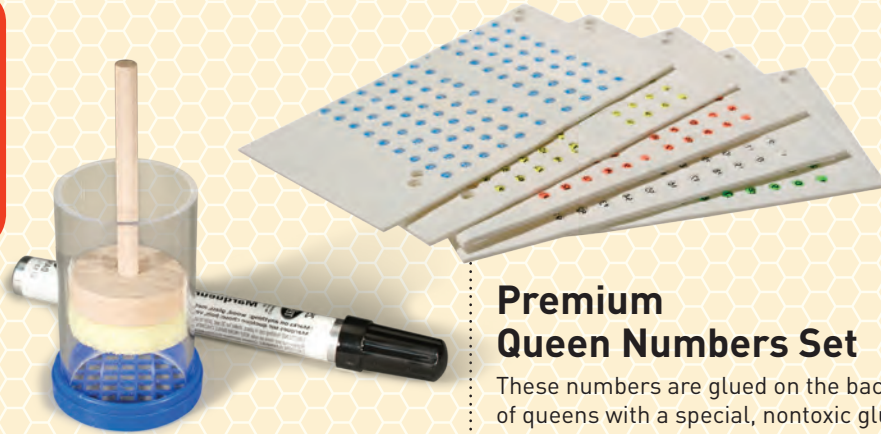
**QUEENCOMB01**  
Successful Queen Rearing Book ..... \$27.85

Hives & Hive Parts

**YES, WE SELL QUEENS!**  
We are pleased to offer our own locally-raised Northern Queens. See page 7.

1. Jack carefully “grafts” by transferring newly hatched larvae into cups.
2. The finished product: Ripe queen cells are removed from the finishing colony so they can be placed into the mating nucs where the new queens will emerge.





## Queen Marking Tube + Queen Marking Pen

The **TUBE** holds the queen in place while you mark her with a marking **PEN** on the thorax. Place the queen in the tube and gently confine her against the plastic screen with the sponge plunger. The color indicates the year a queen is introduced into a hive. This is a safe, efficient marking method. Purchase both and you get a complete solution for marking queens. **Note:** Please specify color when ordering (see below).

**THE COLOR FOR 2019 IS GREEN**

- QMT1** Queen Marking Tube ..... \$6.95
- QMP1** Queen Marking Pen ..... \$7.16
- QMC1** Queen Marking Combo ..... \$13.13



## Royal Jelly Spoon

Royal jelly is a secretion made by honey bees that is used in the nutrition of larvae in early cell development, and queen cells throughout all stages of development.

It is collected and sold as a dietary supplement due to its contents of proteins, minerals, vitamins, amino acids and other natural factors.

This honey bee royal jelly spoon is a helpful tool for taking royal jelly from the queen cell.

- RJS1** Royal Jelly Spoon ..... \$5.61

## Premium Queen Numbers Set

These numbers are glued on the backs of queens with a special, nontoxic glue – used in most queen breeding programs. Glue is included. Set includes numbers 1-99 in five different colors.

- QN1** Premium Queen Numbering Kit ..... \$28.79

### QUEEN COLOR CODES REVEALED!

There is a purpose! While you can purchase whatever color you wish, beekeepers use the following colors to track the age of their queens.

- WHITE:** Years ending with #1 or #6
- YELLOW:** Years ending with #2 or #7
- RED:** Years ending with #3 or #8
- GREEN:** Years ending with #4 or #9
- BLUE:** Years ending with #5 or #0



**JOE MARKS QUEENS** WITH THE PUSH-IN QUEEN MARKING CAGE AND A QUEEN MARKING PEN

## Queen Rearing Calendar

This handy paper calculator helps the beekeeper, beginner or advanced, easily determine the timing of various stages of queen cell development. A queen breeder can select grafting day and then see at a glance when cells need to go to be removed from the finisher and move into mating nucs, when mating flights should occur and when mated queens can be harvested.



- QBC** Queen Rearing Calendar ... \$5.10



## Lighted Magnifier

This lighted magnifying visor is ideal for grafting larvae in queen rearing. Includes lens on 1.2x, 1.8x, 2.5x and 3.5x. Headband and lamp brightness are adjustable. Batteries are included.


- MAG1** Lighted Magnifier ..... \$32.95



## Push-In Queen Marking Cage

Our favorite marking tool in the bee yard. Used to mark queens when confined on the comb. Place over the queen and gently push the cage into the comb. Mark the thorax and release the queen. **Note:** We use a Queen Marking Pen (QMP1) with this Marking Cage for stress-free queen marking.

- QMT2** Push-In Queen Marking Cage .. \$12.75



### Plastic Queen Cage

This plastic Queen Cage suspends easily between frames. Features a hook on top, sliding cover and extra large opening on end.

- QPC1** Plastic Queen Cage  
 1-24 Cages ..... **\$0.61 each**  
 25+ Cages ..... **\$0.56 each**



### Virgin Queen Introduction Cage

Allows the introduction of a virgin queen into mating nuc. The bottom of the cell is covered with a thin layer of beeswax and the virgin is placed inside head first. The top is closed and the "queen cell" is placed into the mating nuc. The queen will chew through the beeswax and emerge into the nuc. We were pleasantly surprised that we had similar acceptance with these cages and virgins when compared with introducing ripe queen cells.


- VQC1** Virgin Queen Introduction Cage  
 Box of 10 Cages ..... **\$6.35**

### California Mini Queen Cages

These **Mini Cages** are produced by one of the largest queen breeders in California. They come with a cork to seal the open end. **Candy Plugs** are also available that allow these to be used as queen introduction cages. *Shown with optional Candy Plug inserted.*




- QC10** California Mini Queen Cage  
 Box of 10 Cages ..... **\$5.49**  
**CPLUG10** 10 Candy Plugs ..... **\$3.19**  
**CPLUG100** 100 Candy Plugs ..... **\$26.84**



### Push-In Queen Introduction Cage

Successful queen introduction can be difficult. Push in cages allow the new queen to start laying before she is released. The queen is confined on an area of comb with nectar and emerging brood by pushing the cage into the comb. The queen is released 4 days later by removing the cage. Size is 4" x 5".

- IQC1** Push-In Queen Introduction Cage ..... **\$4.50**



### Three-Hole Queen Cage

The three hole queen cage is slightly larger than the California Mini Queen Cage. You must fill one section with queen candy and then add wax paper and screen. Comes with wax paper, cork and screen. You provide the queen candy.

- THQ1** Three-Hole Queen Cage  
 Box of 10 Cages ..... **\$5.25**



### Safety Queen Catcher


Quickly and easily pick the queen off the frame with no injury to her.

- QCT1** Safety Queen Catcher ..... **\$6.64**

### The Betterbee Queen Muff

Works well for removing attendants from cages before introduction. Also useful for marking queens and putting them into push-in cages. Big enough for a deep frame. Opens easily with large velcro sealed panel. *Does not include frame or queen cage.*

- QM1** Betterbee Queen Muff ..... **\$30.64**



# Nuc(LEUS) BOXES

Typically, Nuc (or Nucleus) Boxes are used to house a small colony - usually a package, swarm, or split.

## Betterbee Modular 5 Frame Nuc Box

Requested by our customers and employees, we are happy to introduce a line of modular 5 frame nuc box components. Purchase a complete assembled nuc box that includes wood and metal telescoping outer cover, inner cover, deep or medium hive body, and reversible bottom board. Frames are not included.

### DEEP MODULAR 5 FRAME NUC BOX + COMPONENTS

**Includes:**

- > Reversible Bottom Board
- > Deep Hive Body
- > Inner Cover
- > Telescoping Outer Cover

**NUC5** Fully Assembled Deep Modular Nuc Box ..... \$57.95

**NUC5BODY** Assembled Deep Hive Body ..... \$18.49

**NBHB** Unassembled Deep Hive Body ..... \$15.75

**ER5** 5 Frame Pine Entrance Reducer .. \$0.95

### MEDIUM MODULAR 5 FRAME NUC BOX + COMPONENTS

**Includes:**

- > Reversible Bottom Board
- > Medium Hive Body
- > Inner Cover
- > Telescoping Outer Cover

**NUC5MED** Fully Assembled Medium Modular Nuc Box ..... \$56.95

**NUC5BODYMED** Assembled Medium Hive Body ..... \$17.90


**NBHB-MED** Unassembled Medium Hive Body ..... \$15.75

**ER5** 5 Frame Pine Entrance Reducer .. \$0.95



NOW AVAILABLE IN MEDIUM!

CHECK OUT MORE COMPONENTS OF THE BETTERBEE 5 FRAME NUC




**NUC5TOC** 5 Frame Nuc Telescoping Outer Cover ... \$19.95

**NEW! NUC5MC** 5 Frame Nuc Migratory Cover ..... \$9.85



**NUC5BB** 5 Frame Nuc Reversible Bottom Board ... \$13.15

**NEW! NUC5VSC** 5 Frame Nuc Screened Bottom Board ..... \$15.95



**NUC5IC** 5 Frame Nuc Inner Cover ..... \$8.95

**NUC5SHIMK** 5 Frame Nuc Feeding Shim ..... \$5.20







### 6 Frame Lyson Nuc Box

This nuc box holds 6 deep frames and includes an entrance reducer and propolis trap as an inner cover. The frame rests are reinforced with plastic and both the bottom board and outer cover are ventilated. Metal latches hold the cover in place. Frames are not included. Comes unassembled. Instructions and hardware included. (You can purchase extra latches on [page 25](#).)

**COMING SOON: 6 FRAME MEDIUM LYSON NUC!**

**LYHEW1130K** Unassembled 6 Frame Lyson Nuc Box (above)  
1-4 **\$41.95** | 5-49 **\$40.95** | 50+ **\$37.95**

**LYHEW1129K** Unassembled 6 Frame Lyson Hive Body  
1-4 **\$18.95** | 5-49 **\$18.45** | 50+ **\$17.70**



### Lyson Nuc Feeder

This feeder is designed to fit into the lid of the Lyson 6 Frame Nuc. Provides two areas for feeding (at either end of the hive). Bees climb into the feeder and down the "ladder" to access feed. Holds roughly 3/4 of a gallon. Fits tightly into the lid; may require a hive tool to pry open.

**LYHE3131** Lyson Nuc Feeder ..... **\$16.25**



### 5 Frame BeeMax® Nuc Box

These rugged, easy-to-handle polystyrene Nuc Boxes are perfect for making early or late splits, transferring colonies or increasing your apiary's size easily because of their insulating properties. Frames not included.

**How-To:** The BeeMax® box alone (NBPO) requires entrance hole and ventilation holes drilled. We recommend using a hive portal and entrance shim to reinforce the entrance.

**NB1** BeeMax® Nuc Box (above)  
1-3 **\$42.49** | 4-47 **\$41.49** | 48+ **\$38.49**

**NBPO** BeeMax® Nuc Box (no disk, no entrance board, no holes drilled) (below)  
1-19 **\$31.78** | 20-29 **\$29.78** | 30+ **\$28.78**

**SHIMBMK** Top Shim for Feeding (below) **\$5.20**

**SHIM2** Entrance Board for BeeMax® Nuc (not shown) ..... **\$2.80**



**NBPO** BeeMax Nuc Box (no disk, no entrance board, no holes drilled)



**SHIMBMK** Top Shim for Feeding



### 5 Frame Betterbee Wooden Nuc Box

This 5 frame wooden nuc box is perfect for transferring over deep brood frames into a nucleus colony to expand your apiary. Box comes fully assembled; just attach the hive portal (hardware included, no special tools required). Frames are not included.

**NBWP** 5 Frame Betterbee Wooden Nuc Box ..... **\$38.88**  
**NBWO** 5 Frame Betterbee Wooden Nuc Box without Hive Portal **\$34.03**



### 5 Frame Jester EZ Nuc Box

This is the 5 frame nuc box developed by beekeeper Kevin Jester of Florida, and will last for several seasons. The nuc is constructed of rugged corrugated plastic and is unaffected by rain. The cover is hinged and attached. There is plenty of room to add pollen patties on top of the frames. These are shipped unassembled or assembled. Instructions included for assembly, and do not require staples or tape. Frames not included. Unassembled Jesters ship for a flat rate.

**NB2A** Jester Nuc Box (assembled).... **\$18.75**

**NB2U** Jester Nuc Box (unassembled)  
1-9 boxes ..... **\$14.75**  
10+ boxes ..... **\$14.25**

## Betterbee Double Nuc

This package comes with a divided hive body, 2 supers, bottom board, and 2 inner covers. The method comes to us from Michael Palmer and Kirk Webster of Vermont. We at Betterbee are currently producing hundreds of colonies for replacements and to sell. Colonies overwinter in 8 frames in a 4 frame-over-4 frame configuration. Please note that frames, foundation, and an outer cover are not included. Comes unassembled.

We recommend adding our new Insulated Outer Cover (page 18) or other 10 frame outer cover to your double nuc.

- DNB** Double Nuc ..... \$91.90
- DNBMED** Double Nuc Medium..... \$87.35



## Betterbee Double Nuc Inner Cover

3/8" depth on one side for bee space in summer. 9/16" depth on the other side with enough room for feeding patties and a notch for winter ventilation. Round hole updated to allow you to place a standard mason jar with perforated lid to feed. Inner covers for double nuc boxes are sold individually and used in pairs.

- DNIC** Double Nuc Inner Cover ..... \$9.80



*NOW AVAILABLE IN MEDIUM!*

## Betterbee Double Nuc 4 Frame Super

Four frame deep or medium super for double nuc. Comes unassembled. Note: sold individually, used in pairs.

- DNS** Double Nuc 4 Frame Deep Super ..... \$15.95
- NEW! DNSMED** Double Nuc 4 Frame Medium Super ..... \$14.90

## Betterbee Double Nuc Divided Deep Hive Body

Divided deep hive body for double nuc. Comes unassembled.

- DNBODY** Double Nuc Divided Deep Hive Body ..... \$23.35
- NEW! DNBODYMED** Double Nuc Divided Medium Hive Body ..... \$20.35

## Betterbee Double Nuc Bottom Board

Bottom Board for double nuc box.

- DNBB** Double Nuc Bottom Board .... \$21.95





## Nucleus Robber Screen

This version of the robber screen is sized to fit single and double nucs. The robber screen is used to discourage robbing of weak colonies. The screen prevents robber bees from entering. Resident bees leave the regular entrance, crawl up the nuc front, and exit through a slot in the top of the screen. They reenter the nuc through the same top slot. It is always best to add these screens before robbing gets started. The screen is easily attached to the hive using 2 wood screws (included). Please note that plastic hive portals need to be removed before attaching the robber screen.

**NRS1** Nucleus Robber Screen ..... **\$11.38**

### TOP 4 REASONS TO OVERWINTER NUC COLONIES

- #1:** Availability in early spring of locally adapted queens and nucs for the northern beekeeper.
- #2:** Less concern about importation of Africanized bees and other non-local pests.
- #3:** Overwintered nucs and their queens are "proven" in that they have already survived a northern winter.
- #4:** The beekeeper has resources in reserve to expand or replace winter losses.

**VENTILATION:** specifically sized to allow sufficient air flow in through the entrance and allows the entrance to be closed for moving the hive.

**DRONE:** Keep your drones in or others out.

**FREE:** Allows the uninhibited flight access in and out.



**QUEEN EXCLUDER:** to prevent your queens from entering or leaving.

## Betterbee Hive Portal

### EXCLUSIVELY FROM BETTERBEE.

Our Hive Portals are the next generation of hive entrances, far superior to any other disk entrance on the market. Made of high strength but flexible ABS plastic, this disk entrance holds up to the rigors of beekeeping as no other can. The recessed center hole accommodates a countersunk bolt to properly secure the Portal to your nuc box and prevents shifting of the washer. This Hive Portal features improved functionality with each section (Ventilation, Drone, Free, and Queen Excluder) clearly labeled for ease of use and identification, so you can quickly "dial" the entrance to your needed management tool.

**BHP** Betterbee Hive Portal  
 (Available in Orange, Violet, Blue, or Yellow)  
 1-24 Hive Portals..... **\$4.85**  
 25+ Hive Portals ..... **\$4.55**



Honey bees entering the Free Section of the Betterbee Hive Portal installed on a BeeMax® nuc.

### WHY 4 DIFFERENT COLORS?

The Betterbee Hive Portal is uniquely colored to maximize your honey bee's ability to locate its unique home. Based on the principles laid out by the late Dr. Karl Von Frisch's pioneering work in honey bee vision. **Violet, Blue, Orange and Yellow are the colors most recognizable to honey bees**, helping them to locate their hive. Frisch's work was instrumental in establishing both that honey bees can see not only specific colors but also that their behavior can be modified. Each color for the Hive Portal was selected and tested to help the bees narrow in on their nuc or hive.

### KEEP YOUR (NUC) COOL!

Nucleus colonies can overheat easily with entrances closed. Without extra ventilation they can die. Keeping a closed nuc out of direct sun is very important. When we transport our wooden or BeeMax® nucs we replace the outer cover with #8 hardware cloth for extra ventilation. Duct tape around the edges to hold the screen and you are good to go.


# COMB HONEY

If you have at least a few seasons of beekeeping under your belt and are interested in producing a sought-after product without the mess of extraction, **comb honey production may be for you.**



The final product, proudly displaying the traditional Ross Round Label.

You will need 8 Rings per frame. Place foundation between two frames and clasp frames together.



Features a special 4-1/2 inch super helps to minimize burr comb

Each frame, with 8 rings, holds 4 comb sections



## Ross Round Labels

These high quality labels have been favorites with beekeepers since we first started offering them. They are used to seal the covers as well as inform customers about your product. 100 labels/roll. Choose from 5 different styles.

**RRL** Ross Rounds Label.....\$14.75

### NOT SHOWN

## Ross Round Refill Kit

This provides the rings, covers, and foundation necessary to make a super of comb honey. If you have a Ross Rounds super and Ross Rounds frames, this is all you need to produce beautiful comb honey. Kit contains 64 rings, 64 covers and eight pieces of thin foundation. Available with 2 clear covers per round section or 1 clear and 1 opaque cover per section.

**RRREFILLC**  
Refill kit with clear/clear covers, rings, and foundation .....\$56.60

**RRREFILLO**  
Refill kit with clear/opaque covers, rings, and foundation .....\$56.60

## Ross Round Comb Super Kit

The complete super with frames and rings to get started producing Comb Honey. Features special 4-1/2" boxes to minimize burr comb. Fully assembled. Uses 3-7/8" Thin Foundation – each Super takes 8 sheets. Foundation, covers and labels are not included.

**Note:** Producing quality comb honey requires preparation and very strong colonies. The kit contains a booklet by Richard Taylor with comb honey guidelines. Heed his advice!

**SAVE \$8.00!** The kit includes a rebate good for \$8. Just fill it out and send to manufacturer for your refund.

### ROSS ROUND COMB COMPLETE KITS

**RRK1** Ross Round Comb  
10 Frame Super Kit.....\$84.99  
**After \$8.00 Rebate.....\$76.99**

**RRK8** Ross Round Comb  
8 Frame Super Kit.....\$84.99  
**After \$8.00 Rebate.....\$76.99**

### ACCESSORIES

**RRR64** Ross Rings\_64 ct.....\$17.77

**RRRC** Ross Rings\_400 ct.....\$96.85

**RRC025** Opaque Covers\_25 ct.....\$14.95

**RRC0400** Opaque Covers\_400 ct....\$211.30

**RRCC25** Clear Covers\_25 ct.....\$14.78

**RRCC400** Clear Covers\_400 ct.....\$204.20

**RRF1** Replacement Frames.....\$5.40

**RRFC** Replacement Frames\_40 ct..\$183.80

**RCF8** Thin Foundation\_8 Sheets.....\$8.14

**PRODUCE YOUR OWN COMB HONEY!**

Comb honey is the honey our grandparents enjoyed - straight from the hive! If you have a few beekeeping seasons under your belt, try producing comb honey using the Hogg or Ross systems. New to beekeeping? Try adding a cutcomb frame or two to your honey supers, just to see what you get!

Hives & Hive Parts



**SEE THE HOGG IN ACTION**

Go to our website to watch a short, informative video about the complete Hogg Halfcomb System.



**Hogg Halfcomb Super w/ Cassettes + Covers**

This **comb honey system** incorporates 40 cassettes in 10 frame (32 cassettes in 8 frame) 4-3/4 inch comb honey super. The bottom of each tray is coated with pure cappings beeswax and is readily accepted by bees. When sections are full they are removed as a unit from the super, separated into individual trays and the covers (included) are placed on the cassettes. Typically results in 10 to 12 ounce sections. Add a label and you have a product which displays the comb very nicely from all angles and sells for a premium.



A Hogg Halfcomb Super off the hive, drawn beautifully.

**NOT SHOWN**

**Hogg Halfcomb Refill Pack**

This is the refill kit for the 8 and 10 frame Hogg halfcomb supers. The refill pack consists of 40 cassettes and lids for 10 frame or 32 cassettes and lids for 8 frame in a preassembled superpack.



**Hogg Halfcomb Label Set**

For a professional, complete look, add these labels to your Hogg Halfcomb honey containers. The set includes: 50 blue labels, 50 red labels, and 100 grey labels to create a hinge.

- HHCL Hogg Halfcomb Label Set.....\$13.65
- HHCL50BLUE 50-Pack Blue.....\$4.64
- HHCL50RED 50-Pack Red.....\$4.64
- HHCL50GREY 100-Pack Grey.....\$5.92

**HOGG HALFCOMB COMPLETE KITS**

- HHCK10 Hogg Halfcomb Super 10 Frame .....\$119.95
- HHCK8 Hogg Halfcomb Super 8 Frame .....\$114.95

**ACCESSORIES**

- HHCS10 10 Frame Super .....\$25.70
- HHCS8 8 Frame Super .....\$25.70
- SSP10 Super Springs 10-Pack.....\$7.16
- HHCT Superpack Tape .....\$4.00

- HHCSP10 Hogg Halfcomb Refill 10 Frame
  - 1-3 packs .....\$91.25
  - 4+ packs.....\$81.25
- HHCSP8 Hogg Halfcomb Refill 8 Frame
  - 1-3 packs .....\$82.45
  - 4+ packs.....\$72.45

# HIVES & HIVE PARTS | ROUND COMB + CUT COMB



## Round Comb + Cut Comb Foundation

Roundcomb Foundation is for producing Ross Rounds. Medium and Shallow Cutcomb Foundation is for producing cutcomb honey.

**DIMENSIONS:**

Round Comb: 3-7/8" x 16-1/2"  
 Cut Comb Medium: 5-5/8" x 16-1/2"  
 Cut Comb Shallow: 4-3/4" x 16-1/2"

**SCC**

Shallow Cut Comb (10-Pack).....\$6.33  
 Shallow Cut Comb (5 lbs/100-Pack)...\$51.90

**MCC**

Medium Cut Comb (10-Pack) .....\$7.52  
 Medium Cut Comb (5 lbs).....\$55.43

**RCF8**

Round Cut Comb (8-Pack) .....\$8.14



## Clear Styrene Cutcomb Container

Holds 8 oz or 16 oz of comb honey cut from a medium frame. **(Note:** weight can vary depending on thickness of comb.) Comb edges **MUST** be drained for 24 hours before inserting. The most secure way to order these is by the case. We will do our best to pack individual containers but small scratches can occur in shipping.

**DIMENSIONS:**

16 oz: 1-1/8 D x 4-1/8 W x 4-1/8 H  
 8 oz: 1-1/2 D x 2-1/4 W x 4-1/4 H

**SSHT1** 16 oz. Styrene Container .....\$1.75  
 Case of 100.....\$128.35

**SSHT2** 8 oz. Styrene Container .....\$1.30  
 Case of 160.....\$149.65

## Honey in the Comb


**Eugene Killion** An excellent book that covers everything you need to know about producing round and square section comb honey. 148 pages.

**B143** Honey in the Comb.....\$11.95

## Comb Honey Production

**Roger A. Morse** This book is a practical guide for beekeepers who wish to produce comb honey. No other product on the market is more natural or more delicious. 128 pages.

**B145** Comb Honey Production.....\$25.95



## Webb Cutcomb Knife

**DESIGNED AT BETTERBEE!** Will neatly slice through combs to give you a nice clean edge for all cut comb products. A hardened steel tool crafted in the USA. Features a 4 inch serrated edge and a straight edge, with finger guard.

**CKKWEBB** Webb Cut Comb Knife ....\$17.49




## Comb Honey Labels

Brilliant color comb honey labels that really sell your comb honey as the health food that it is. Has a blank space to print or stamp your address and weight. This label can also be custom printed. Refer to page 117 for more information.

**SCTL1** Cutcomb Container Labels  
 Roll of 250.....\$19.42

**BPFL1** Comb Honey Labels  
 Roll of 400 .....\$34.76



## Super Springs for Ross Rounds or Hogg Halfcomb

Set of 10 replacement super springs for the Ross Round or Hogg Halfcomb honey systems. Used to secure the frames on the Ross Round system and the cassettes on the Hogg Halfcomb system. Placed between the inside of the super and the follower board.

**SSP10** Super Springs 10-Pack.....\$7.16



## Lyson Pollen Dryer

Features thermostatically controlled heated air circulated by a fan and vented out the top of the box to provide uniform pollen drying. The perforated stainless shelves also include mesh fabric covers.

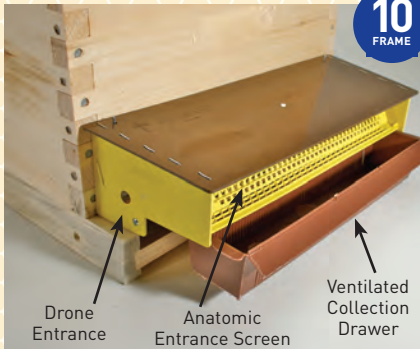
**DIMENSIONS:**

**10-Shelf:** 16 W x 50 H x 20-1/2 D

**5-Shelf:** 16 W x 34 H x 20-1/2 D

**LYHPW3258C** 10 Shelf, 1,000 W. . . . . **\$899.95**

**LYHPW3258D** 5 Shelf, 500 W. . . . . **\$749.95**



## Anatomic Pollen Trap

This all plastic, front-mounted pollen trap is ideal for someone who wants to occasionally collect small amounts of pollen. Mounts on front of standard 10 frame wooden hives. **Note:** It will not fit on BeeMax® or 8 frame equipment.

**PTRAP1** Pollen Trap Front-mounted . **\$16.17**



*NOW AVAILABLE SIDE-MOUNTED!*



## Lyson Pollen Cleaner

This pollen cleaner is a device for separating bee pollen from bee legs, flower petals and other debris. The pollen cleaner separates pollen granules into one container while debris is blown out the other side. Sieve reciprocation rate is adjustable with included digital motor controller. Pollen feed rate can be adjusted by moving a slide gate from the feed hopper. Sieve angle is adjustable. **Note:** Pollen should be dried before cleaning. The pollen cleaner does not heat or dry the pollen.

**Pollen throughput:** 10-20 lb/hr (approx)

**Motor size:** 350 W (fan), 280W (sieves)

**Screen dimensions:** 11.8" x 9.4" and 11" x 9.4"

**LYHP3213** Small Pollen Cleaner . . **\$1,795.00**

## Sundance Pollen Trap

**THE INDUSTRY STANDARD.** This pollen trap comes fully assembled and allows for collection of fresh clean pollen for making pollen patties or for sale. Available in top and bottom mount versions. The bottom mount version features a board that can be moved up to allow the bees to collect pollen or down to allow the bees to bypass the trap. Because of its easy removal, the top mount trap is always set to collect pollen until the trap is removed. Pollen can be harvested without opening the hive. Complete instructions included.

**SUNDANCE BOTTOM-MOUNTED**

**PTRAPB10** 10 Frame Pollen Trap . . . . **\$79.95**

**PTRAPB8** 8 Frame Pollen Trap . . . . . **\$79.95**

**SUNDANCE TOP-MOUNTED**

**PTRAPT10** 10 Frame Pollen Trap . . . . **\$65.15**

**PTRAPT8** 8 Frame Pollen Trap . . . . . **\$65.15**

**SUNDANCE SIDE-MOUNTED**

**PTRAPB10SIDE** 10 Frame Pollen Trap **\$79.95**

**PTRAPB8SIDE** 8 Frame Pollen Trap . . **\$79.95**

**BIGGER + FASTER!**

The larger **Lyson W3214 Stainless Steel Pollen Cleaner** (LYHPW3214) can process about 40 lb/hr and is made entirely of stainless steel for a cost of \$3,495.00. Available by special order.


**Keep it fresh:** A collection drawer that is easy to access and manage means you can collect more often. Frequent harvesting ensures freshness and avoids molding of the product.

**Keep it clean:** The integrated Luan cover protects the pollen from debris that falls within the hive.

# HIVE TOOLS & HARDWARE

Never go out to the beeyard without the **proper tools!**

Hive Management



## Standard Hive Tool

**10-INCH** This tool has a scraper on one end and a nail puller on the other.

**HT1** The Standard Hive Tool ..... \$6.49

## Hook-End Hive Tool

**10-INCH** Has a hook for lifting frames out of the supers.

**HT3** Hook-End Hive Tool ..... \$12.95

## Giant Hive Tool

**14-INCH** Features a double hooked end to break frames free and lift them out of the hive.

**HT4** The Giant Hive Tool ..... \$12.95

## Ultimate Hive Tool

**10-INCH** This heavy duty hive tool may be yellow, but it's not afraid of anything.

**HT5** The Ultimate Hive Tool ..... \$11.95

## EZ-Pry Hive Tool

**10-INCH** This tool is designed to pry the frames out by lifting from the center of a frame's top bar.

**HT6** The EZ Pry Hive Tool ..... \$17.43

## Hitchhiker Hive Tool

**11-INCH** Named for its hook "thumb," this tool adds another level of functionality with its hook at one end.

**HT8** The Hitchhiker Hive Tool ..... \$8.65

## Everything Hive Tool

**12-INCH** Features: a sturdy handle, a queen excluder scraper, grooved bottom bar cleaner, hammer, hook, and a few scrapers to choose from.

**HT9** The Everything Hive Tool ..... \$12.95

## 8-inch Hive Tool

**8-INCH** Good for smaller hands, it features a scraper on one end and a bent scraper on the other.

**HT11** The 8-inch Hive Tool ..... \$5.95

## Ergonomic Hive Tool

**8-INCH** This smaller hive tool features a plastic hand hold in the middle of the tool.

**HT12** The Ergonomic Hive Tool ..... \$7.10



## Stainless Steel Frame Holder for Polystyrene Hives

**AVAILABLE FOR WOODEN OR POLYSTYRENE HIVES.** Place on the hive as you inspect it. Hang a frame or two on the holder during inspection to make more space in the hive.

**FHW** Frame Holder (Wooden Hives) .. \$16.50  
**FHBM** Frame Holder (Poly Hives) .... \$16.43



## Collapsible Metal Frame Holder for Wooden Hives

**FITS BOTH 10 FRAME AND 8 FRAME WOODEN HIVES.** A Betterbee exclusive! This unique design folds flat and is designed to allow for easy storage. Set on the outside of your hive to hold your frames as you inspect. Makes for a faster, cleaner, and easier inspection.

**FHC** Collapsible Frame Holder ..... \$25.95



#2 Mesh

#8 Mesh



## Galvanized Hardware Cloth

Our Galvanized Mesh Hardware Cloth has many uses around the apiary. We use the #2 for mouse guards. We use the #8 for screened bottom boards, moving screen, and robber screens. The size of mesh refers to the number of wires per inch. For example, the #2 mesh has 2 wires per inch. Hardware cloth can be purchased by the foot, in 10 foot rolls or 100 foot rolls. Width of a roll is 36 inches.

### GALVANIZED #2 MESH HARDWARE CLOTH

- GHC12 Custom by the Foot.....\$4.95
- GHC102 10' roll .....\$18.50
- GHC1002 100' roll .....\$144.95

### GALVANIZED #8 MESH HARDWARE CLOTH

- GHC18 Custom by the Foot.....\$4.95
- GHC108 10' roll .....\$28.50
- GHC1008 100' roll .....\$234.95



## NEW! Locking Universal Mule Grip

The Universal Frame Grip design can be used on both plastic and wood frame foundations from all standard suppliers and manufacturers sold today. It is the only frame grip designed which firmly holds ALL models of frames securely without slipping even when horizontally held.


- FG2 Mule Grip.....\$29.95



## Metal Fixed Frame Spacing Tool

**FOR 10 FRAME HIVES ONLY** These frame spacers help beekeepers space 9 frames in a 10 frame box. Use only with frames that have been drawn out, otherwise the bees may build burr and brace comb.

- SPACER 9 Frame Spacer (10-Pack) ... \$6.55



## Plastic Frame Spacing Tool

Use the 9 frame spacer in a 10 frame super to space 9 frames easily. Use the 7 frame spacer in an 8 frame super to space 7 frames easily. **Note:** Only works in 3/4" boxes; does not work in 7/8" boxes.

- FST4 7 Frame Spacer .....\$12.31
- FST3 9 Frame Spacer .....\$12.31



## Frame Grip Tool

The wide handles make it easy to remove frames from your hive while wearing leather gloves. Frames should be freed up with a hive tool first.

- FG1 Frame Grip .....\$10.25



## Bee Brush

A soft, bristled brush useful to brush the bees off the frame when harvesting or inspecting your hive.

- BRUSH1 Bee Brush.....\$5.69



## NEW! Horse Hair Brush

A coarser alternative to the Bee Brush, use this horse hair brush to brush the bees off the frame when harvesting or inspecting your hive.

- BRUSH2 Horse Hair Brush.....\$5.69



## Metal Queen Excluder Cleaner Tool

Remove propolis and burr comb with ease with this queen excluder cleaner. Each side has a different spacing and depth to accommodate your excluder.

- QESM Metal Excluder Cleaner.....\$14.37



## Plastic Queen Excluder Cleaner Tool

Features two sides, one that fits our plastic queen excluder and one that fits our metal excluders. Also features a sharp edge to further clean out your gummed up excluders!

- QESP Plastic Excluder Cleaner .....\$7.85

Hive Management

# HIVE SMOKERS & FUEL

The **safest and gentlest** way to work your hives.

Hive Management



Detail of the brand on the bellows.



Jamie, inspecting the hives at Betterbee, with her trusty hive smoker lit and at the ready!



The Betterbee Premium Hive Smoker — in the truck and ready to get smokin'!

## Betterbee Premium Hive Smoker

**A RUGGED, HIGH QUALITY SMOKER THAT DOES IT ALL!** The Betterbee Premium Smoker, part of the Beetools line by Lyson, was designed from the ground up with the serious beekeeper in mind. 27-gauge stainless steel construction, an insulated heat shield, and high quality leather bellows make this our new favorite smoker at Betterbee.

The bellows have an intake valve for quick refill time. The heat shield is fully insulated and keeps the sides from burning your knees, and even allows the smoker to be set on a

polystyrene cover without melting it. The nozzle is smaller than most smokers at about 5/8" which creates a far-reaching plume of smoke. The bottom of the combustion chamber has a perforated aeration grate to distribute air evenly to the fuel. We've been testing prototypes for months and are very pleased to introduce this product to the market.

**DIMENSIONS:** Overall: 12" H x 5" W x 11" D  
Combustion Chamber: 8" H x 3-3/4" W

**SMOKEBB**  
Betterbee Premium Hive Smoker. . . . \$45.75

## Baling Twine Smoker Fuel



Nothing beats baling twine in your smoker for a cool and long lasting smoke. Our rolls of **untreated** twine are light brown and approximately 1,400 feet long — that's enough for 80-90 visits to the beeyard!

**BT** Untreated Baling Twine  
1400 ft. Roll ..... **\$24.95**

## Betterbee Cotton Smoker Fuel



**100% UNBLEACHED COTTON!** Strips of material, looped on one side. Betterbee tested and approved! We prefer this over our old smoker fuel because of its consistency and performance. Two pound package will provide fuel for many hive visits. Plug the smoker outlet with grass or a cork and the unburned fuel will be usable the next time you use your smoker.

**SF2** 100% Cotton Smoker Fuel ..... **\$5.24**

### HOW TO LIGHT A SMOKER

**EASY:** (1) Place crumpled newspaper in the bottom of the smoker, (2) light it, and then (3) place your fuel over the top, and (4) repeatedly compress the smoker bellows.

**EASIER:** (1) Place a small amount of fuel in smoker, (2) light with a propane torch, and then (3) add extra fuel.

## Betterbee Global Hive Smoker



Top-quality construction with an easy to fill, removable chamber. Ventilated holes in this interior chamber increase air flow — keep your smoker lit longer.


**DIMENSIONS:** 4" W x 7" H

**SMOKEGLOBE1**  
Betterbee Global Hive Smoker ..... **\$37.95**

### FREE FUEL

Did you know there are other sources of smoker fuel closer to your home? Wood pellets, pine needles, and punky wood all work very well (at no cost!).

## Leather Bellow for Hive Smoker



This is a replacement leather bellow for our smokers.


**SMOKEBEL1** Leather Bellow ..... **\$9.25**

## Bottom Tray for Hive Smoker



This is a replacement bottom tray for our smokers.

**SMOKETRAY1** Smoker Bottom Tray .. **\$5.67**



## Betterbee Old Pro Hive Smoker

Top-quality, all stainless steel construction makes this hive smoker a real winner. Features a 3/4 body heat shield (to keep you cool) and a built-in hanging hook.

**DIMENSIONS:** 4" W x 10" H

**SMOKEPRO1**  
Betterbee Old Pro Hive Smoker ..... **\$41.15**



## Betterbee Standard Hive Smoker

Perfect for the small scale beekeeper. Stainless steel construction with built-in, full body heat shield. All the great features of the high-end models at a great price.

**DIMENSIONS:** 4" W x 7" H

**SMOKESTANDARD1**  
Betterbee Standard Hive Smoker ..... **\$31.95**

Hive Management

## FEEDING & NUTRITION FOR YOUR BEES

Hive Management

Feeding bees is **crucial** when starting on new equipment, when winter stores have been consumed, and if the honey flow is poor in the fall. Regular monitoring of hive condition (and the weather) is **critical** to the survival of your hives.



### Ultimate Hive Top Feeder

Can be used directly on top of the hive after you drill a 1" hole in your outer cover. Incorporates a 1" nipple and a twist lock feature to make feeding quick and easy. Includes a cap to close the hole in your outer cover when not feeding. Holds one gallon.

**UHTF1** Ultimate Hive Top Feeder ..... \$23.45



### Ultimate In-Hive Feeder

Holds a gallon of water or syrup. It has an automatic valve that prevents spillage, and the feeding area has many small channels to prevent bees from entering the reservoir. Includes a new improved cap to minimize dead bees. Place directly on the frames with a medium box and telescoping cover. Two feeders will fit in one hive.

**UHF1** Ultimate In-Hive Feeder ..... \$22.95



### Division Board Feeder

Holds up to 3 quarts of sugar syrup and fits into any standard deep hive body. Textured inner walls as well as ladders help provide traction for bees to climb out of the feeder. Includes cap and ladders.

**DF2** Division Board Feeder (Deep)  
1-9 Feeders ..... \$7.89  
10+ Feeders ..... \$7.39

**DF1** Division Board Feeder (Medium)  
1-9 Feeders ..... \$7.89  
10+ Feeders ..... \$7.39

### Boardman Feeder

An inexpensive, quick, and easy-to-use entrance feeder. However, we also use this as an internal feeder. Place on top of the inner cover and surround with a deep. Works for BeeMax and wooden hives. *Cap and 6 lb Plastic Jug available for separate purchase.*



**BF1JUG** Boardman Feeder + Jug ..... \$6.99  
**BF1** Boardman Feeder + Cap ..... \$4.49

**PHB6** 6lb Jug ONLY ..... \$2.89  
**BF1CAP** Feeder Cap ONLY ..... \$1.39

## THE BETTERBEE 4-STEP FEEDER CHECKLIST

Your feeder will work well, if:

1. The syrup is readily accessible to the bees. Especially in cool weather, the further bees have to travel for syrup the less it will be utilized.
2. The feeder does not leak.
3. There is no opportunity for bees to get into the syrup container. Bees will drown if they have access to an open container of syrup (or honey).
4. There is no opportunity for robbing to start.

## HOW TO FEED SUGAR SYRUP TO BEES

**SPRING FEEDING:** Create a 1:1 syrup using 1 lb. water (2 cups) to 1 lb. sugar

**FALL FEEDING:** Make a 2:1 syrup using 2 lbs. sugar per 1 lb. of water.

Water must be very hot to dissolve sugar! We do not feed sugar syrup during cold weather when bees are not able to take cleansing flights.

**Do not** feed sugar syrup until it is warm enough for bees to fly regularly. If weather is still too cold, feed winter patties. Pollen patties are used to stimulate buildup of hives in anticipation of the spring flow, but don't feed them too early because pollen supplements will cause rapid expansion, and there may not be enough bees to keep the brood warm. We use them about 6 weeks prior to Spring flow.

### Entrance Feeder

Holds 1-1/2 quarts of feed and can be used at the entrance of the hive. Can also be used internally; place on top of the inner cover and surround with a deep. **Note:** Will not fit on BeeMax bottom boards.



**EFP** Plastic Entrance Feeder ..... \$7.95



## 1 Gallon + 2 Gallon Feeder Pail

Holds 1 or 2 gallons of sugar syrup. The feeder screen is embedded directly into the lid of the pail. Feeder screen plugs are available for those who wish to construct their own feeder pail.

**Tip:** Use a pail opener on page 25 to make the job easier!

**How they work:** Place the pail upside down on the Inner Cover with Screen Plug over the inner cover hole. The bees take syrup from the screen of the plug. Cover feeder with an empty deep box and outer cover to prevent robbing.

**DIMENSIONS:** 1 GAL: 7-3/4" D, 8 7/8" H  
2 GAL: 10" D, 9-5/8" H


- FP1** 1 Gallon Feeder Pail w/ screened lid
  - 1-9 Pails ..... **\$6.75**
  - 10+ Pails ..... **\$6.25**
- FP2** 2 Gallon Feeder Pail w/ screened lid
  - 1-9 Pails ..... **\$8.55**
  - 10+ Pails ..... **\$8.05**



## Feeder Screen Plugs

Make your own feeder pails (just drill a 2 inch hole in the lid of a bucket) or replace the feeder screen on a pail you already have.

- FSP1** Feeder Screen Plugs..... **\$2.60**




## 10 Frame Hive Feeder

To use, remove inner cover and place directly on top of your uppermost box. (Outer cover should go directly on top of the feeder.) Bees enter from the bottom of the feeder and are kept from the syrup by a plastic insert that creates a "wall" between the entrance and the syrup. Made from injection molded plastic with wood rim. Includes two inserts that form "ladders" so the bees will not drown. Holds approximately 1.75 gallons of syrup.

**Note 1:** This feeder only works with 10 frame equipment (as the name suggests.) **Note 2:** Our 10 frame feeder has plugs that can be removed to allow feeding patties. Place the patties in the same reservoir you would syrup and remove the plugs to allow bees to enter.

- HTF10** 10 Frame Hive Feeder ..... **\$22.95**



## The Betterbee Shim

Used to feed pollen patties, winter patties, for feeding fondant or dry sugar, or to provide space when using medications. The SHIM is placed on top of the Brood cluster to create a 1-1/2 inch space.

- SHIM8** Betterbee Shim (8 Frame)
- SHIM10** Betterbee Shim (10 Frame)
  - 1-4 Shims ..... **\$5.25**
  - 5+ Shims ..... **\$4.75**
- SHIM10BMK** Betterbee Shim for BeeMax Nuc..... **\$5.20**



## BeeMax® Hive Top Feeder

Constructed of a seamless, one-piece polystyrene unit. To use, remove inner cover and place directly on top of your uppermost box. (Outer cover should go directly on top of the feeder.) Bees enter from the bottom of the feeder and are kept from the bulk of the syrup by a plastic insert that creates a "wall" between the entrance and the syrup. To protect the feeder, the outside should be painted with a good quality exterior latex paint. Plastic Insert included with feeder. Purchase additional if needed.

**Hint:** To create a grip on the plastic insert, we highly recommend roughening the plastic insert with coarse sandpaper to give bees better traction as they enter and leave the feeding chamber.

- BHTF10** BeeMax 10 Frame Hive Top Feeder
- BHTF8** BeeMax 8 Frame Hive Top Feeder
- BHTFBM** BeeMax Hive Top Feeder for BeeMax Hives
  - 1-4 Feeders..... **\$31.95**
  - 5-24 Feeders..... **\$31.45**
  - 25+ Feeders ..... **\$30.95**
- PI1** Plastic Insert for 10 Frame BeeMax Feeder..... **\$3.95**
- PI8** Plastic Insert for 8 Frame BeeMax Feeder..... **\$3.95**



The Plexiglas panel helps keep your bees from drowning. It's also removable for easy cleaning.



## Honey-B-Healthy

Honey-B-Healthy is an essential oil preparation that is used in many different ways. When added to sugar syrup, it produces rapid build-up and boosts the bees' immune systems. Mixed with sugar syrup, it helps prevent mold and fungus in the feeders. Because robbing can be so prevalent in the Fall, we recommend using caution when using Honey-B-Healthy during this season. **Hint:** We recommend a mixture of 1 teaspoon of Honey-B-Healthy per quart of sugar syrup solution.

- HBH3** Honey-B-Healthy, 16 fluid oz. . . . . \$28.58
- HBH4** Honey-B-Healthy, 1 gallon . . . \$148.11

## SuperDFM/HoneyBee Microbial Supplement

Use once in the Spring and once in the Fall. This Lactic Acid Bacteria (LAB) supplement helps establish beneficial microflora. Mix 10 grams with 1 cup powdered sugar to treat one hive spring or fall. 100 gram package makes 10 treatments. 10 gram package is a single treatment. **Note:** Stable for 2 years at room temperature; for 5 years in cold storage.



- PROBIO1** SuperDFM/HoneyBee 100g Package . . . . . \$21.75
- PROBIO2** SuperDFM/HoneyBee 10g Package . . . . . \$3.25

## Winter Patties

These patties are an excellent emergency feed for colonies in late winter. These contain 2.5% protein which will not stimulate brood rearing. They should be placed directly on top of the cluster.



**Note:** Typically we do not order these until mid-late September. They melt if shipped in the hotter weather. Each patty weighs about 1 lb. **Ingredients:** Sugar, High Fructose Corn Syrup, Plant Protein Products, Processed Grain By-Products, Citric Acid, Spearmint Oil, Lemongrass Oil, Lecithin. Contains no bee by-products.

- WP10** Winter Patty (10 lb case) . . . . . \$23.45
- WP1C** Winter Patty (40 lb case) . . . . . \$58.95



## Global Pollen Patties

These Patties are made with 15% real bee pollen, as well as sugar, soy, yeast, and water. Feed these patties in early spring about 6 weeks prior to the major honey flow. This allows the colonies to be at maximum strength for the honey flow. For maximum utilization, patties need to be close to the brood. **Hint:** Store any unused patties in the freezer.

- GP10** Global Pollen Patties 1-3 Cases of 10 . . . . . \$30.09
- 4+ Cases of 10 . . . . . \$28.09

## Honey Bee Pollen

Available in plastic jars that hold 1/2 lb., 1 lb. and 5 lbs, or a 10 lb bag. Cleaned and dried bee pollen can be used as an additive for those who make their own pollen patties. Pollen is a commodity product and although we do our best to keep prices steady, they can change unexpectedly. Food items are not returnable.



**Warning:** The consumption of pollen should be done ONLY under the direction of your physician.

- BPHALF** Pollen, 1/2 lb. Jar . . . . . \$9.49
- BP1** Pollen, 1 lb. Jar . . . . . \$16.98
- BP5** Pollen, 5 lb. Jar . . . . . \$60.15
- BP10** Pollen, 10 lb. Bag 1-3 Bags . . . . . \$117.45
- 4+ Bags . . . . . \$107.00

### GIVE THE GIFT OF BEEKEEPING



Betterbee gift certificates make a great gift for the current or aspiring beekeeper in your life!

# MEDICATIONS & TREATMENTS FOR VARROA MITES

(PLUS PRODUCTS FOR NOSEMA, SMALL HIVE BEETLE, & WAX MOTHS)

Successful beekeeping requires you to monitor your mite levels, and treat when necessary. We believe that if you are not monitoring for *Varroa destructor* mites, and treating when necessary, you are harming your bees and reducing their chance of survival.

## Apiguard

**Treats:** Varroa Mites

**Active Ingredient:** Thymol

**Application:** Applied on top of brood frames. Use Spring or Fall. Not for use when honey supers are on the hive.

**Duration:** 2 treatments. Apply second treatment 2 weeks after first treatment and leave in place 2 to 4 weeks more.

**Notes:** Temperatures above 60° needed for best effectiveness. Use a shim because bees need to access the gel.



## Apivar

**Treats:** Varroa Mites

**Active Ingredient:** Amitraz

**Application:** Strips placed between frames in brood chamber. Not for use when honey supers are on the hive.

**Duration:** Treatment period is 42 to 56 days. Remove strips once treatment period is over.

**Notes:** Approved for use in all 50 states.



## HopGuard II

**HopGuard® II**

**Treats:** Varroa Mites

**Active Ingredient:** Extract from Hops

**Application:** One strip for each 5 frames of bees in brood chamber. Not for use when honey supers are on the hive.

**Duration:** To avoid contaminating honey strips must only be used in brood chambers.

**Notes:** Approved for use in all 50 states.

## Apistan

**Treats:** Varroa Mites

**Active Ingredient:** Tau-fluvalinate

**Application:** Early spring or after removal of honey supers. Strips applied between frames of brood nest. Not for use when honey supers are on the hive.

**Duration:** Treatment period is 42 days to 56 days. Remove strips once treatment period is over.

**Notes:** Mites are resistant to Apistan in many areas. There is concern about contamination of comb. Use when above 50°



## Formic Pro


**Treats:** Varroa Mites

**Active Ingredient:** Formic Acid

**Application:** One or two pads applied between brood boxes

**Duration:** 14 or 20 day treatment period. Removal of pads is optional, but recommended. Can be applied Spring, Summer, or Fall during a honey flow.

**Notes:** Daytime temperatures should be between 50° and 85°. Entrances should be fully open. This product is approved for use without removing honey supers.



## Oxalic Acid

**Treats:** Varroa Mites

**Active Ingredient:** Oxalic Acid

**Application:** Vaporization or the "dribble" method

**Duration:** One time treatment. Apply early spring or late fall.

**Notes:** Approved for use in all 50 states, EXCEPT CA and MS.



**Ontario Tech Transfer Recommendations:**  
Treat when your mite count exceeds these numbers

MONITORING METHOD	NUMBER OF VARROA MITES IN MAY	NUMBER OF VARROA MITES IN AUGUST
Sugar Shake or Ether Roll	1 mite/100 bees	2 mites/100 bees
Alcohol Wash	2 mites/100 bees	3 mites/100 bees
Monitoring Tray	9 mites/24 hour drop	12 mites/24 hour drop

**NO RETURNS ON MEDICATIONS OR TREATMENTS**

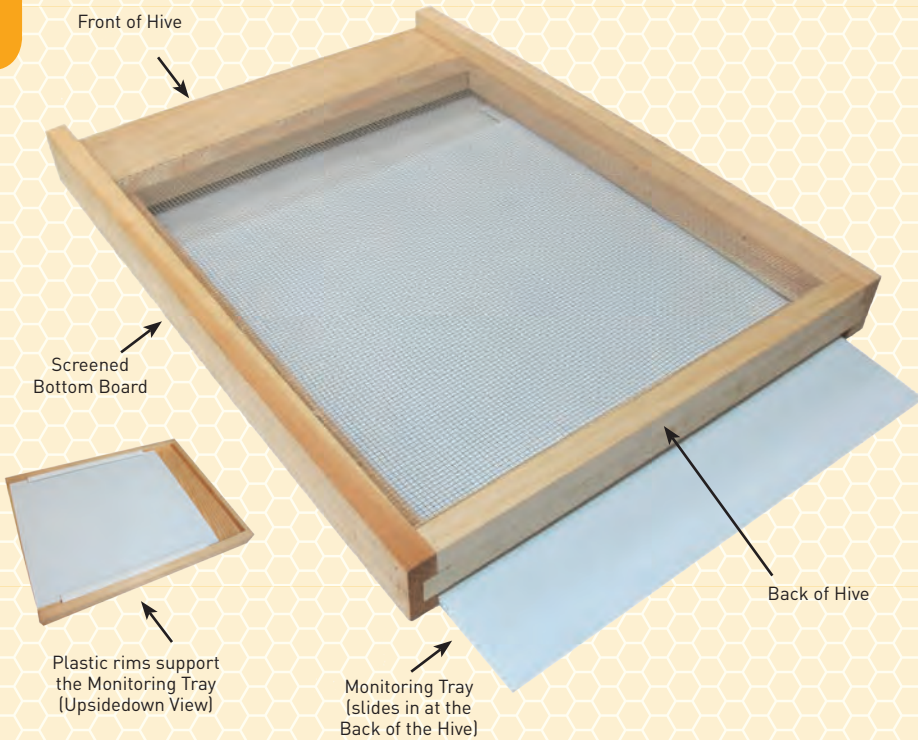
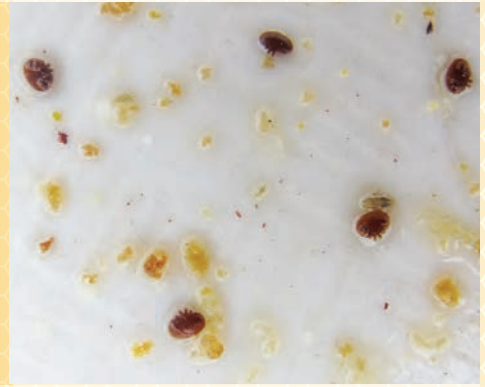
**Please Note:** Medications and treatments are nonreturnable.

Magnified view of Varroa Mites on a monitoring tray.

# VARROA MONITORING

Here at Betterbee, we want you to be a successful beekeeper! In part, this means your bees survive from one year to the next. We believe that **if you are not monitoring for *Varroa destructor* mites, you are harming your bees and reducing their chance of survival.** We offer a selection of Varroa mite monitoring equipment to best fit your needs and budget.

Hive Management



## Screened Bottom Board and Varroa Monitoring Tray

Our Screened Bottom Board and Varroa Monitoring Tray has been recently updated by our partners Humble Abodes! Features an extra wide 4-3/4" entrance board and plastic corrugated monitoring tray. The tray is supported by two rims placed underneath the varroa screen.

This item not only increases ventilation in your hive but also assists in monitoring Varroa levels. When monitoring

for Varroa mites insert the plastic tray and after 24 hours remove and count the number of mites on the tray to help determine if mite treatments are needed.

**VSCH8COMBO**  
8 Frame Screened Bottom Board and Flat Tray ..... **\$20.95**

**VSCH10COMBO**  
10 Frame Screened Bottom Board and Flat Tray ..... **\$20.95**

## HOW TO SCREEN BOTTOM BOARD & VARROA MONITORING TRAY

When you wish to count mite levels — do a "mite count."

**STEP 1:** Coat your monitoring tray with a thin layer of vegetable oil or petroleum jelly and slide under the varroa screen.

**STEP 2:** Wait 24 hours, then count the mites that fall and stick to the tray. That's your mite count!

*Over the years, we have learned a few "hints" to make this process easier:*

**HINT 1:** Do your count before working the hive, or a few days after, to get as natural a mite count as possible.

**HINT 2:** We recommend conducting a mite count every 2 to 4 weeks, depending on previous mite counts.

**HINT 3:** Record your mite level somewhere other than in your head.

**HINT 4:** Only have the tray under your hive for counts (otherwise it gets caked with debris and you can't easily see the mites). If you do leave your tray inserted to collect debris, make sure to first clean it before starting your next mite count.





## Varroa Testing Kit

This kit utilizes the **Sugar Shake Method** (also known as the **Sugar Roll Method**) and includes what you need to check for Varroa mites.

The process is very easy:

1. Shake a frame from the edge of the brood nest into a plastic dish pan. Be careful not to shake the queen.
2. Scoop 300 bees (1/2 cup) into a wide mouth mason jar.
3. Cap with cover fitted with 1/8 inch hardware cloth (page 49).
4. Add 2 tablespoons powdered sugar.
5. Roll the jar gently for two minutes, set in the shade for exactly two minutes, and shake vigorously over a light colored surface or bowl for two minutes (the back of your dishpan works well).

6. Spray with water to dissolve sugar and make mites show up.

7. Count mites. Infection rate is the number counted divided by 3.

**Note:** A sugar shake leaves your bees unharmed.

**VTK** Varroa Testing Kit..... \$19.85

**VTKLID** Lid & Screen for Wide Mouth Mason Jars..... \$4.59

## NEW! OSBA Apiary Diagnostic Kit

The Ohio State Beekeepers Association Apiary Diagnostic Kit is a portable kit complete with a full-color laminated field guide to help identify the common honey bee diseases and the tools to diagnose these issues. It was extensively tested by the OSBA members. We are proud to be the company offering this for sale. Many of the items in the kit can be purchased individually.

**OSBA ADK** OSBA Apiary Diagnostic .. \$69.45



## Varroa Easy Check

For use with the alcohol wash mite monitoring method which is considered by many to be the most accurate and repeatable method for doing Varroa counts. Because of its compact design and ease of use this is what we use in the bee yards. Complete instructions included.

**Note:** The bees sampled with the Easy Check are killed.


**VCHECK** Varroa Easy Check \$19.95



## BeeMax Varroa Combo

Varroa monitoring is made easy with our support shim for the BeeMax® bottom board. Place the screened bottom board on top of the support shim and slide the Varroa monitoring tray through the slot of the shim. Comes with two plastic rims to support the tray that affix to the underside of the shim. Comes unassembled. Bottom board not included.

**BMVC** BeeMax Varroa Combo ..... \$20.35



Hive Management

# VARROA TREATMENT

Here at Betterbee we want you to be a successful beekeeper! In part, this means your bees survive from one year to the next. We believe that if you are not monitoring for Varroa mites, you are harming your bees and reducing their chance of survival. We offer a selection of Varroa monitoring equipment to best fit your needs and your budget.

Hive Management



## Formic Pro™

Formic Pro™ is a treatment for the control of varroosis caused by the varroa mite in honey bees. The polysaccharide gel strip contains the active ingredient, formic acid, and allows for a slow release of the vapor. Formic Pro™ is certified organic in New Zealand (a worldwide leader in organic standards) and can be used with honey supers. The treatment is placed above the brood nest for either a 14-day or 20-day treatment period.

Varroa mites are a parasite of honey bees that weaken and transmit viruses to honey bees. They reproduce under the brood cap and feed off the developing bee. When the baby bee emerges from its cell, more mites emerge with it, and transfer to other brood cells by riding adult bees. Due to the exponential nature of Varroa reproduction, colony infestation levels can quickly get out of control. It is imperative to be aware of your mite levels to ensure the health of your hive.

**Note: Medications are nonreturnable.**

- FPRO2** Formic Pro  
2 Doses (4 pads) ..... **\$15.50**
- FPRO10** Formic Pro  
10 Doses (20 pads) ..... **\$59.95**
- FPRO30** Formic Pro  
30 Doses (60 pads) ..... **\$154.95**

## Apivar

Amitraz, a synthetic pesticide, is the active ingredient in Apivar strips. It has been used in many countries for the last 15 years and has proven safe and effective without producing any significant chemical residues in honey or wax. Two strips per brood chamber are hung between frames and left for the treatment period of 42 to 56 days. Apivar is most effectively used before the honey flow or after honey supers are removed. Honey supers must be removed during the treatment period and not put back onto the hive for 14 days after strips are removed. Be sure to read and follow all label directions for Apivar.

**Note: Medications are nonreturnable.**

**Note 2:** Please call to check expiration dates if you will not use all of your Apivar immediately. The manufacturer has not been able to supply a long-dated product.

- AV10** Apivar, 5 Doses (10 pack) ..... **\$36.95**
- AV50** Apivar, 25 Doses (50 pack) ..... **\$142.95**

Hives with high mite levels are in danger of dying. The weakened hive is unable to defend against robbers, who will rob stores from the collapsing hive and then bring the mites and viruses back to their colonies. This can dramatically increase mite levels without warning in the fall. The crashing hive is known as a **Varroa Bomb** since it spreads Varroa in the area.



## CRITICAL ALERT!

Varroa mites are the most serious threat facing honey bees today. Mites not only kill bees and weaken colonies but are responsible for the spread of and increased prevalence of viruses in colonies. The result of this combination of mites and virus infection is called Parasitic Mite Syndrome (PMS). To successfully keep bees today you need to monitor the levels of mites in the hive and keep the levels low.

### VARROA MITE FAST FACTS:

**FACT 1:** Relatively speaking, Varroa mites are quite large. Imagine having a bug the size of a dinner plate stuck to you, sucking your blood. That's about how big Varroa mites are to bees!

**FACT 2:** Drones take about 24 days to develop from egg to adult. Workers take about 21 days. Extra time means more mite offspring can develop on the brood, so the mites show preference for drone brood.

**FACT 3:** Conducting a mite drop count immediately after working the hive can create a higher count, because through manipulation of frames and bees more mites are dislodged. Wait a couple days after you manipulate the hive to conduct a mite drop count for the most accurate readings.

**FACT 4:** Many mites spread from weaker to stronger colonies in the fall. The weaker hive becomes overridden with mites and their associated viruses. The weakened bees are unable to defend their hive. Stronger colonies rob honey from the weaker hives and mites hitch along for the ride.

**FACT 5:** Mites make a small wound on the bee. These wounds are not the problem. The viruses and pathogens that the mite carries are the problem for the bees.

# HopGuard® II

## Hop Guard II

HopGuard II is another natural treatment for Varroa mites. Hopguard II uses an extract from the Hop plant. For every 10 brood frames, hang two strips containing the extract between frames. Up to 3 applications can be applied per year. Contains 24 strips.

**Note:** Medications are nonreturnable.

**HGUARD2** Hop Guard II..... \$47.85

## Apistan Strips

These strips contain tau-fluvalinate, an insecticide which has been used against Varroa mites for about 20 years. In many areas mites are resistant to Apistan. These are plastic strips impregnated with the active ingredient. Two strips are placed in the brood chamber and left in place for 6 to 8 weeks. Use gloves and read and follow all label directions when using Apistan.

**Note:** Medications are nonreturnable.

**AP10** Apistan Strips, Box of 10..... \$35.95



## Apiguard

Another safe, easy to use alternative to the “Hard Chemicals.” Apiguard is a thymol based miticide which is suitable for natural use. It is as easy as removing the foil lid and placing the container on the top bars of your brood area. After two weeks, remove the first container and apply a second dose for another two weeks. Apiguard should be used between 60°F - 100°F, and the warmer it is, the better it will work. Available in packs of 10 (treats 5 hives) or a bulk pail of 6.6 pounds (which will treat 30 hives — dispensing tools included). Follow all label instructions. Should not be used with honey supers on.

**Note:** Medications are nonreturnable.

**Note 2:** The bees must be able to access the gel. Use either a Betterbee Shim (page 21) or an empty super to elevate the hive cover to provide the necessary space.

**AG10** Apiguard, 10-pack..... \$39.95  
**AG6** Apiguard, 6.6 lb. pail..... \$109.95



## Oxalic Acid

This kit comes with everything you need to treat bees using the “dribble” or solution method using Oxalic Acid. Includes gloves, safety glasses, a dosing syringe, particle mask, and enough Oxalic Acid to treat 12 colonies. This treatment only kills the phoretic mites, or those mites on the bees. It will not control mites in capped brood.

To follow the dribble method, you will need to dissolve the Oxalic Acid in one liter of a 1:1 sugar syrup solution.

**Note:** This product is currently NOT available for sale in CA or MS.

**Note:** Medications are nonreturnable.

**OA35** Oxalic Acid, 35 grams.....  
**Check web for availability and pricing**  
**OAK** Oxalic Acid Kit.....  
**Check web for availability and pricing**

## Varrox Oxalic Acid Vaporizer


A lifetime piece of equipment manufactured in Switzerland, pictured above. The pan is made of stainless steel, which allows an even and controlled transfer of the heat. This vaporizer comes with “side” wings that serve to keep the vaporizer from overturning in the hive.

**How-to:** Load the cup of the vaporizer with one gram (per brood chamber) of oxalic acid (item OA35 to the left) and insert it in the hive. Seal the entrance using a foam strip or rags. Connect the leads to the battery for 2-1/2 minutes. Leave the vaporizer in place

an additional 2 minutes. The vaporizer can now be removed and you can move on to the next hive. The hive should remain sealed an additional 10 minutes to allow the vapors to fully distribute in the hive. Complete instructions included. Requires 12V power source, such as a car or lawn mower battery. Not included.

**IMPORTANT:** The operator **MUST USE** a respirator with an organic acid filter when treating with oxalic acid as well as gloves and goggles.

**VARROX** Oxalic Acid Vaporizer..... \$164.75



Hive Management



Hive Management

## Oxalic Acid Respirator

Protect yourself from vaporized oxalic acid by using a respirator for toxic fume protection. The labeled directions for application of Oxalic Acid require the use of a half face respirator with a cartridge and/or particulate filter. We've sourced this 3M Professional Multi-Purpose Respirator. It is a size Medium, meaning it will fit most faces. It includes one facepiece and one pair of cartridges. *This item is nonreturnable.*

RESPMED OA Respirator ..... \$38.45



## NEW! ProVap Commercial Oxalic Acid Vaporizer

This commercial vaporizer is very simple to use. The ProVap 110 takes 20 seconds to treat a single colony. No guessing how much went into your colony like other commercial units. No air compressor. No long hoses and big cumbersome tubing to deal with. While you are vaporizing one colony, you set up the dosage for the next. Power can come from a small generator or an inverter connected to a vehicle battery. A pallet of 4 colonies can be done in 80 seconds. Now we have a system that is fast and economical. 120V, 250W. Complete instructions included.

PROVAP ProVap Commercial Oxalic Acid Vaporizer ..... \$485.00



## Chalkbrood

Chalkbrood is a fungal disease that, while not serious, is a sign of imbalance in the hive. The chalkbrood fungus infects bees in the larval stage and creates "mummies." Chalkbrood mummies can be found on the bottom board and outside the hive as they are removed by bees. If you find these, it is an indication that you should make some additional management decisions, including:


- > **Moving the hive to a sunny location.** Moisture and cold tend to exacerbate Chalkbrood.
- > **Keeping your bottom board dry,** thus reducing places for the fungus to thrive.
- > **Requeening.** Some genetic lines may be more susceptible, and by introducing a new queen and thus new genetics, Chalkbrood often can be cleared up.

## SuperDFM/HoneyBee Microbial Supplement

Use once in the spring and once in the fall. This Lactic Acid Bacteria (LAB) supplement helps establish beneficial microflora and helps bees better fight off Chalkbrood and Nosema infestations. Mix 10 grams with 1 cup powdered sugar to treat one hive spring or fall. 100 gram package makes 10 treatments. 10 gram package is a single treatment. **Note:** *Stable for 2 years at room temperature; for 5 years in cold storage.*

PROBIO1 SuperDFM/HoneyBee 100g Package..... \$21.75

PROBIO2 SuperDFM/HoneyBee 10g Package..... \$3.25



## Nosema

Nosema is a disease caused by a single cell parasite. Historically, there was one type (*Nosema apis*) that caused diarrhea in bees that were under stress, typically after long winter confinement with no cleansing flights. Treatment and prevention involved feeding of the antibiotic Fumagilin-B in the spring and/or fall.

Now another type (*Nosema ceranae*) appears to be involved in the deaths of some honey bee colonies. Unlike *N. apis*, *N. ceranae* does not cause diarrhea. Diagnosis requires microscopic examination to determine Nosema spore counts. It is unclear whether treatment of colonies with Fumagillin-B is effective in controlling *N. ceranae*. Spore counts change drastically during the year regardless of treatment.

Yellow spots in the snow on warm early spring mornings are often caused by normal cleansing flights and do not indicate Nosema infection.





**THE PROBLEM:**

**Wax Moths**

The wax moth, or rather the larvae of the wax moth can be a major problem in weak hives or supers stored for the winter. The larvae burrow through the comb (typically in a straight line) and leave behind a trail of excrement and webbing. Use moth crystals on your stored equipment to prevent these pests from making a mess.

**THE SOLUTION:**

**Moth Crystals**

Use on stored supers only, not on full honeycombs or in live colonies. Active ingredient is paradichlorobenzene. Allow supers to air out for 2 to 3 days before putting back on a colony.

Keep in mind that freezing combs or just allowing them to have free airflow and light may help decrease wax moths without chemicals.

**How to use:** Stack 5 supers and place 2Tbs crystals on card or newspaper on top, then cover. The vapors (which are heavier than air) will sink into the supers. Renew as needed.

**Note:** Do not use Moth Balls (naphthalene) on honey supers.

**MOTH1** Moth Crystal, 1 lb Pack ..... \$11.25



**THE PROBLEM:**

**Small Hive Beetle**

The Small Hive Beetle is about the size of this letter "O" and is typically more of a problem in warmer climates in weak hives. Larvae feed on pollen and honey and leave the hive to pupate. The dark color is an important feature.



**THE SOLUTION:**

**Small Hive Beetle Trap**

A non-chemical 2-piece trap which is placed inside at the top of the hive, between the frames of honeycomb. Bees chase the small hive beetles, which like to hide in small places, in dark crevasses.

**How to Use:** 1. Place between tops of frames in spaces, on upper-most box. 2. Traps should be filled 1/3 full with vegetable oil and covers should be on. 3. Check every 3 weeks or so. If beetles are dead in oil, empty and add new oil. If using disposable trap, replace with a new trap before adding new oil.

**Note 1:** Start with one trap and add more if you have a severe infestation. In a very weak hive, beetles will overwhelm the bees. In that case, it is best to freeze combs to kill beetles and beetle larvae.

**Note 2:** The beetle traps are attractants for the small hive beetles. Unlike Japanese Hive Beetle traps, these contain no pheromone attractants. Your colony itself is the actual attractant of the small hive beetle.

**BETR1** Reusable Small Hive Beetle Trap  
1-9 Traps ..... \$6.95  
10+ Traps ..... \$6.45

**BETR2** Disposable Small Hive Beetle Trap  
1-49 Traps ..... \$1.89  
50+ Traps ..... \$1.69



**THE PROBLEM:**

**American Foulbrood  
European Foulbrood**

**American Foulbrood** (AFB) is caused by a spore forming bacterium that causes infected brood to disintegrate in the cells, causing the cappings to look concave in appearance and give off a foul smell.

**European Foulbrood** (EFB) is caused by a different bacteria that does not form a spore, so is generally considered a lot less severe than American Foulbrood.

The FDA has tightened laws on feeding antibiotics to food producing animals (including honey bees). A veterinary prescription or feed directive order are required after January 1, 2017. Contact the Honey Bee Veterinary Consortium ([www.hbvc.org](http://www.hbvc.org)) to find a veterinarian who is willing to see honey bees if you think you need antibiotics.

**HOW TO DIAGNOSE:**

**Vita Test Kits  
for Foulbrood**

These single-use test kits are easy to use and very accurate (similar to some of the home pregnancy test kits). You will need a separate test for each type of bacteria. If you have some brood that looks diseased, and both tests are negative, you should consider chalkbrood, sacbrood, other viruses, and Varroa mites causing Parasitic Mite Syndrome.

**Hint:** Remember to report any positive results to your veterinarian or state apiculturist. They may be able to help you manage the disease.

**AFBTST** American Foulbrood Test .. \$13.75  
**EFBTST** European Foulbrood Test .. \$13.75



**The Betterbee Shim**


**SHIM8** Betterbee Shim (8 Frame)  
**SHIM10** Betterbee Shim (10 Frame)  
1-4 Shims ..... \$5.20  
5+ Shims ..... \$4.70  
**SHIMBMK** Betterbee Shim  
for BeeMax Nuc ..... \$5.20

Hive Management

# ELECTRIC FENCING

Hive Management

**Prevention is the best medicine for protecting your hives.** If there are bears or other pests in your area, an electric fence can save you the heartbreak (and cost!) of replacing bees and equipment. Bears are easily discouraged by electric fencing. But, if they have been successful with a brood and honey meal they can be very hard to keep out of an apiary.



KENCOVE FARM FENCE SUPPLIES

## Electric Netting

Semi-rigid vertical stays every 7" help keep the net from drooping in between posts. Horizontal lines are spaced closer together at the bottom and farther apart at the top providing superior predator protection.

To prevent electrical shorting during weed growth, the bottom line is non-conductive. Positive/Negative nets are ideal for dry regions or for ultimate

control. In this system the intruder completes the circuit through the net. This greatly improves performance of the fence in poor grounding conditions. Stainless steel conductors provide superior tensile strength, rust resistance, and permanence over copper and aluminum conductors. 12 horizontal lines, 40" height, 7" vertical line spacing.

- EFN164 164 feet of Netting ..... \$159.95
- EFN82 82 feet of Netting..... \$104.95
- EFN50 50 feet of Netting..... \$79.95



## Dual Purpose Energizer

**1 JOULE** This 1 joule unit can operate on a 120-volt electric plug or a 12 Volt battery. Features full power and half power settings to save battery life and LED indicator lights to show voltage and battery conditions. Kencove energizers have a three year warranty that covers lightning damage. Includes AC adapter and battery leads.

- EFE1 Dual Purpose Energizer ..... \$124.95



## 12V Solar Energizer

**0.5 JOULE** This Kencove Energizer delivers the most power in its class. Two 12 Volt batteries (included) operate this unit for weeks without sun. Low impedance with .5 joule output. Includes a 120-volt charging port and AC adapter. Includes two jumper leads and a 3 year warranty which even covers lightning damage.

- EF55 12V Solar Energizer..... \$249.95

## 1/2 inch Ground Rod

A good electric fence depends on a good ground rod. In dry soils it's best to use 2 or 3 ground rods wired together. Hot-dip galvanized ground rod. 1/2" diameter x 36" length.

- EFGR Ground Rod ..... \$5.69

## Universal Ground Rod Clamp



Fits 1/4" - 1 1/4" ground rods. To use with 1/2" or smaller rods, simply reverse the face plate.

- EFGC Ground Rod Clamp ..... \$2.60

## 5 Light Voltage Tester

Quick and easy to use. Check the voltage on your electric fence by inserting ground, then touching the probe to the fence wire. Voltage level is shown with neon indicator lights. Measures up to 8,000 volts.



- EFVT 5 Light Voltage Tester ..... \$16.95

## Kencove Strip Grazer

**0.35 JOULE** This energizer can mount directly to a ground rod or t-post, or hang from the fence. Operates from D-cell or a 12 Volt battery.



- EFE35 Strip Grazer ..... \$88.49

# HOW TO SET UP AN ELECTRIC FENCE AROUND YOUR HIVES

- #1.** When installing your fence, leave enough room to work between your hives and the fencing.
- #2.** Install your ground rod and energizer close to the fence netting when possible. This makes it quick and easy to attach the leads from your energizer to the ground rod and the netting.
- #3.** We use deep cycle marine batteries for our fences. If you keep your fence clear of weeds, they will continue to charge the fence for 6 to 8 weeks. These batteries are not inexpensive, but they are made to discharge more completely and then be recharged.

- #4.** Overlap the fence netting if it's a little longer than needed.
- #5.** When using the Electric Netting, we usually do not use a gate. The netting is flexible enough to step over. If we need to move equipment, we back the truck up to the netting and work from the inside of the fence. DON'T forget to turn off the fence.
- #6.** Yard care. Be careful when mowing and weed whacking around the fence netting. We pull up a side at a time and mow where the fence is located. You can easily move the fence back into position when you are done.

## Ground Wire

This 15 foot roll of grounding wire is used to attach the grounding rods to the energizer.



EFGW Ground Wire ..... \$2.89

## Electric Fence Jumper Clip

This electric fence jumper clip comes with a 4-foot insulated wire. One end attaches to charger and one end attaches to the fence.



EFJC Electric Fence Jumper Clip. .... \$4.29

## E-Z ELECTRIC FENCE KITS

We've put together an electric fence kit for you, so you can be sure you have everything on hand to keep those pests at bay! Choose fence length, fence energizer, and grounding options. We've also included detailed directions.

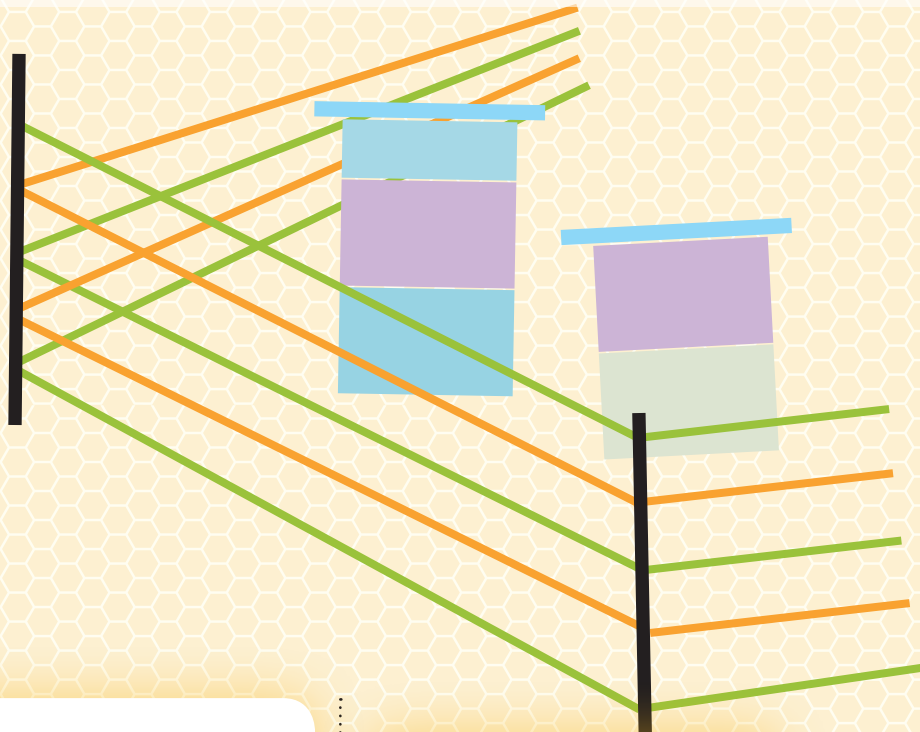
**Price starts at \$216.49** and changes depending on what options you choose. Check the web or call for more info!

## HOW MUCH "JUICE" DO I REALLY NEED?

All the chargers we sell will deter bears. Fence chargers are rated by joules, which is the amount of energy released into the fence with each pulse (each shock) of the fencer. If there is excess vegetation touching the fence, the voltage will not be high enough to deter animals and your batteries will not last as long. The best (and least painful) way to test a fence is to use a voltage tester. We like to have at least 4,000 volts in all areas of our fences.

## STAY GROUNDED!

Grounding is key to an electric fence working properly. In dry soil you may need 2 or 3 ground rods. The energy must travel out the animal's feet, through the soil, and then into the energizer's ground terminal. This completes the circuit and the animal is shocked. When shocked, the animal is trained to respect the fencing. Start with one ground rod if you have wet, compact soil. If you add more, plan to get wire to connect the ground rods.



# PROTECTIVE CLOTHING

We recommend that all beekeepers wear a veil at the very least. A sting on the hand is one thing, but a sting in the face can be much more serious.

Protective Clothing

## The Lyson Suit + The Lyson Jacket



Our partners in Poland have created a line of suits and jackets that we love. The lightweight cotton/poly fabric (35%/65%) is perfect for those who want breathable protection.

- > Armpit zipper venting
- > Protected back vent panel
- > Zippered pockets
- > Thumb holes in cuffs
- > Chin strap (so your hat doesn't fall off when bending over)

Available in: Small, Medium, Large, XLarge, XXLarge, 3XL. Sizes run large.

**JACKETLY** Lyson Premium Jacket ... \$73.95  
**SUITLY** Lyson Premium Suit ..... \$94.95



Nancy wears her Lyson Jacket as she demonstrates how to seal the jar of sugar syrup used to feed bees.



## The Lyson Children's Bee Suit

Features elastic at the cuffs, full zip and zippered pockets. Includes round veil with chin strap to keep in place. Made of 100% cotton. Available in: Small (45") US Size 7-8; Medium (50") US Size 8-9; Large (57") US Size 11-12; XLarge (62") US Size 13-14

**SUITLYCH** Lyson Children's Bee Suit ..... \$45.95







## The Betterbee Bee Jacket + Bee Suit

The Betterbee Suit and Betterbee Jacket provide great protection in the beeyard and are extremely functional and durable. The jacket is cut longer, so you have more protection when bending over.

**Both feature:** 100% cotton and 4 Velcro pockets, and come standard with a zippered round veil and incorporated hat.

**Available in:** XXSmall, XSmall, Small, Medium, Large, XLarge, XXLarge, 3XL, 4XL. Sizes run large.

**JACKETBB** Betterbee Bee Jacket ... \$78.95  
**SUITBB** Betterbee Bee Suit.....\$111.65

Protective Clothing

### DRESS WITH COMFORT IN MIND

When getting started in beekeeping, don't try to dress like your mentor. It's OK to wear gloves! **When you are comfortable, you observe more.** And that's more important in the long run.

#### BELOW (Left to Right):

- (1) A variety of protective clothing options on display at Field Day.
- (2) Working bees requires you to be observant and comfortable.
- (3) The glove of choice at Betterbee is the Disposable Nitrile Glove (page 71).



**The Bee Breeze Jacket + The Bee Breeze Suit.**

Both the Jacket and the Suit are available in two versions: **(1) Partially Ventilated** has a strip of ventilated fabric from the insides of your wrists, up your arm and down your waist (or down to your ankle with the suit). **(2) Fully Ventilated** is entirely made from ventilated fabric.

Both the Jacket and the Suit have four pockets, elastic cuffs at the sleeves, and adjustable elastic cuffs with ankle zippers on the legs (where applicable). Round veil included; English veil available for purchase.

**Available in:** XSmall, Small, Medium, Large, XLarge, XXL, 3XL, 4XL, 6XL. The SUIT is available in: XXSmall, XSmall, Small, Medium, Large, XLarge, XXL, 3XL, 4XL, 6XL.

**THE BEE BREEZE JACKET**

JACKETPV Partially Ventilated . . . . . \$69.95  
 JACKETFV Fully Ventilated . . . . . \$114.95

**THE BEE BREEZE SUIT**

SUITPV Partially Ventilated . . . . . \$92.85  
 SUITFV Fully Ventilated . . . . . \$144.75

**BEE BREEZE FABRIC: LAYERED PROTECTION + MAXIMUM AIRFLOW!**

Betterbee is happy to carry the latest innovation in beekeeping protective wear. Bee Breeze fabric is comprised of three layers of mesh that allow you to remain cool during warmer temperatures yet protected from stings. Two outer layers of fine mesh sandwich a layer of larger gauged mesh to provide a thick yet light material which is difficult to sting through.

**SIZING**

Our suits are unisex sizes. For the Bee Breeze suit and jackets, sizes tend to run small, so you may want to order a size up!



↑  
THE BEE BREEZE FULLVENT JACKET



**Boot Bands**

Strap these Velcro fasteners around the ankles of your pants or coveralls to stop bees from crawling up your leg. A small price to pay for peace of mind.

**BOOTB1** Boot Bands (1 pair) . . . . . \$3.95



↑  
THE BEE BREEZE FULLVENT SUIT



**BEE BREEZE JACKET/SUIT:** Three layers of ventilated fabric run from the inside of the wrist down to the waist or ankles.

Protective Clothing



### The Hobbyist Pullover

**Ideal for quick trips out to the bee yard – lightweight while still offering great protection!** Ideal for those quick trips out to the beeyard or if you're only working on a few hives. Features a built-in, broad-brimmed hat to protect your face from the sun and a detachable zippered veil. The screen extends all the way around providing for more air ventilation. Sewn-in thumb tab keeps the sleeves from riding up. Cut very full (easy to "pull over" your work clothes) from a lightweight 35/65 cotton/poly blend. Fully elasticized wrist and waist for both safety and comfort. Available in: Small, Medium, Large, XLarge, XXLarge, 3XL, 4XL

**HPO** The Hobbyist Pullover ..... **\$59.95**



### Round Veil + Incorporated Hat

Has long cords which go under your arms and across your chest — bringing the veil down tightly over your chest and providing excellent protection and ventilation. Built-in, adjustable hat.

**RV2** Round Veil + Hat ..... **\$23.64**

**Protective Clothing**



### Beekeeper Boots

These waterproof, 16 inch, white PVC boots provide easy gripping in all conditions. Odor resistant and easy to clean. Easy to slip off and leave outside. Men's sizing.

**BOOTS8** Size 8 ..... **\$31.79**  
**BOOTS10** Size 10 ..... **\$31.79**  
**BOOTS12** Size 12 ..... **\$31.79**



### Sun Helmet

This ventilated sun helmet features adjustable sizing bands for a proper fit. Hard, molded plastic will not lose its shape in the rain or sun.

**HEL1** Plastic Sun Helmet ..... **\$11.85**



### Ventilated Helmet

Lighter and more ventilated than the Sun Helmet. Adjustable, with built-in sweatband. Water repellent, for extra durability.

**HEL2** Ventilated Helmet ..... **\$18.35**



### Square Veil

Pictured with helmet, but not included. This square zip on veil requires a separate helmet. Purchase separately or use your own.

**VEILZIPSQUARE** Square Veil ..... **\$18.95**



### Pull Down Veil

The same as the Shoulder Veil on page 70 (without the vest) with an added feature: the top of the veil pulls down, making it easy to grab a drink of water out in the field. One size fits most.

**PDV1** Pull Down Veil ..... **\$29.95**

Protective Clothing



**NEW! Apiarist Suit**

**KNOWN AS THE "ORIGINAL" AND THE SHERRIFF BEST SELLER FOR OVER 46 YEARS.** Made of quality polyester cotton, offering lightweight but solid overall protection. This suit has been endorsed and tested by thousands of beekeepers, professionals, and hobbyists alike. Also available in a juniors size. Prices vary by size.

**APIARIST SUIT**

SUITS36S	Small	.....	\$197.95
SUITS36M	Medium	.....	\$197.95
SUITS36L	Large	.....	\$197.95
SUITS36XL	X-Large	.....	\$207.95
SUITS36XXL	XX-Large	.....	\$237.95
SUITS363XL	XXX-Large	.....	\$277.95

**JUNIOR APIARIST SUIT**

SUITSC3AS	Small	.....	\$129.95
SUITSC3AM	Medium	.....	\$129.95
SUITSC3AL	Large	.....	\$129.95

**BJ SHERRIFF**

EST. 1968

**NEW! Honey Rustler Jacket**

The Honey Rustler Jacket has drop sleeves and a robust central vertical zip, making it easy to slip on and off. Its Twin-Zip system allows you to easily throw the hood back when not in use or remove it completely for easy laundering. Includes four pockets. Prices vary by size.

**HONEY RUSTLER JACKET**

JACKETS41S	Small	.....	\$158.95
JACKETS41XM	Medium	.....	\$158.95
JACKETS41L	Large	.....	\$158.95
JACKETS41XL	X-Large	.....	\$165.95
JACKETS41XXL	XX-Large	.....	\$211.50

**BJ SHERRIFF CLOTHING PERKS**

- #1 Reputable brand:** Designed, tested, and approved by beekeepers, Sherriff beekeeping apparel has been setting the industry standard since 1968.
- #2 Hardy fabric:** All items are made of luxury hard-wearing polycotton that won't shrink or fade.
- #3 ClearView™ veiling:** Only available with Sherriff clothing, this black nylon mesh veiling offers the best visibility and airiness.
- #4 Velcro patch pockets:** Many useful pockets for hive tools, pens, and other beekeeping miscellany. Thigh pocket on full suits holds a key clip for house and car keys.
- #5 Elastic cuffs:** All cuffs are elasticated and ankles on full suits have zips, so leg section can be pulled on without having to remove footwear.

**SPECIAL ORDER COLORS OTHER THAN WHITE**

Want to shake things up a bit? Choose from over a dozen different colors of BJ Sherriff beekeeping clothing.

**Note:** Default white is readily available at Betterbee while other colors must be special ordered from the UK.





**NEW! Countryman Jacket**

This classic beekeeper's smock and veil provides the usual high level of protection and comfort of BJ Sherriff products at a reasonable price. Prices vary by size.

**COUNTRYMAN JACKET**

<b>HPOS28S</b> Small .....	<b>\$137.95</b>
<b>HPOS28M</b> Medium .....	<b>\$137.95</b>
<b>HPOS28L</b> Large.....	<b>\$137.95</b>
<b>HPOS28XL</b> X-Large .....	<b>\$141.95</b>



**NEW! Bee Farmer Vest + Hood**

The sleeveless, rib-cage length, mesh vest with veil is designed to be worn under your coverall. There is a single horizontal collar zip with ring-pull, which when undone, allows the hood to be drawn back over the head to rest on the shoulders. The hood is not detachable.

**BEE FARMER VEST + HOOD**

<b>SHVS21SM</b> SM-MED .....	<b>\$90.95</b>
<b>SHVS21LG</b> LG-XL .....	<b>\$92.95</b>



**NEW! Handy Hood Veil**

A simple, self-supporting protective safety hood with draw string to keep the veil in position. Quick and easy to secure for instant protection. Can be worn with standard clothing.

**HANDY HOOD VEIL**

<b>VEILZIPS53</b> One-size fits all .....	<b>\$86.95</b>
---	----------------



**NEW! The Child's Two-Piece Suit**

It's very important for children to be fully protected when helping with the bees. The Child's Two-Piece Suit is made of a reliable, sturdy polycotton twill material. Also includes a ClearView™ mesh veil for exceptional vision. Gloves not included.

<b>SUITSC2AS</b> Small.....	<b>\$124.95</b>
<b>SUITSC2AM</b> Medium .....	<b>\$124.95</b>
<b>SUITSC2AL</b> Large.....	<b>\$124.95</b>



Protective Clothing

**Premium Tie-Down Veils**

Pictured on right and below. Has long cords which go under your arms and across your chest – bringing the veil down tightly over your chest and providing excellent protection. Available in Round, Square or Child’s styles. **Note:** Does not include helmet. See Ventilated or Sun Helmet on page 67.

- RV1 Tie-Down Veil (Round).....\$16.95
- SV1 Tie-Down Veil (Square).....\$16.45
- CRV1 Tie-Down Veil (Child’s) .....\$24.95



**Shoulder Veil + Hat Combo**

Covers the upper back and chest area. Ties around in the front at waist height to facilitate quick removal. Built-in, adjustable hat and lots of ventilation. One size fits most (ranges M-XL).

- SHV1 Shoulder Veil + Hat Combo ....\$31.95

Protective Clothing



**Alexander Veil**

Requires no helmet and makes an ideal extra veil for visitors or for stuffing behind the seat of the pickup for emergencies.

- AVEIL Alexander Veil.....\$19.45



**Full Vent English Veil**

For our Bee Breeze Suits and Jackets that come with a round veil.

- VEILVENT1 English Veil.....\$25.95



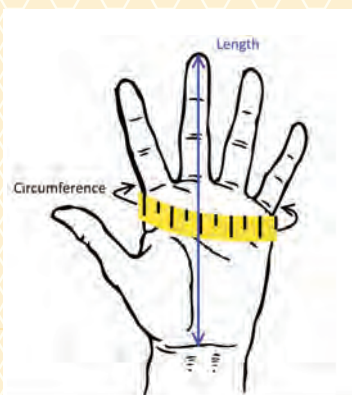
**English Style Veil**

For our Betterbee Suits and Jackets that come with a round veil.

- VEILZIPENGLISH English Veil .....\$25.95



Approx. Glove Size	XXS	XS	S	M	L	XL	XXL
Circumference	<7	7-8	8-8½	8 ½-9¼	9¼-9¾	9¾-10¼	10¼+
Length (inches)	<6½	6½-7	7-7½	7½-8½	8½-9½	9½-10	10+



### Wrist + Arm Protector

When working with Nitrile gloves often the area around our wrists can get stung. These hand protectors cover your wrist and forearm to protect this sensitive area! Color may be buff or white. Sold in pairs.

**HPLY6036** Wrist + Arm Protector ..... **\$8.25**



### Goatskin Gloves

These gloves are softer and more supple than cow skin gloves so you get a better "feel." They have the same reinforced thumbs as our cow skin gloves. Not ventilated. Available in: XXSmall, XSmall, Small, Medium, Large, XL, XXL

**GS1** Goatskin Gloves ..... **\$23.35**

### Reusable Nitrile Gloves

These provide a better "feel" than the leather gloves, but are heavy enough to last a season or more. We typically use these gloves when we have a lot of hives to go through and the bees are being less enthusiastic about our visit.

**RNG1** Nitrile Gloves, Reusable  
1 Pair ..... **\$4.99**



### Disposable Nitrile Gloves

These provide the most sensitivity for working hives other than bare hands that we have found. While they do not prevent stings we find that bees rarely sting through these gloves. If you do get stung just tent the glove next to the stinger and it comes right out. They generally are good for 2 or 3 uses. Available in: Small, Medium, Large and XLarge.

**DNG100** Nitrile Gloves, Disposable  
Box of 100 ..... **\$15.95**

### Deluxe Leather Gloves

The two areas where beekeeping gloves wear out are the web between your thumb and forefinger and around the ventilation panel. For extra protection, we've put an extra panel in the web and added a stiffer ventilation panel. Sleeve measures approximately 15" from wrist. Available with and without ventilation - you choose.. Available in: XSmall, Small, Medium, Large, XL, XXL

**VLG1** Deluxe Leather, Ventilated ..... **\$23.35**  
**LG1** Deluxe Leather, Non-ventilated .. **\$23.35**  
**VGC1** Deluxe Leather, Child's ..... **\$23.35**



### Plastic Coated Gloves

Coated in tough PVC from the fingers to the wrist. Ideal for working in the honey house or out harvesting. Just right for processing because the honey washes right off. Elbow length gauntlet with elasticized cuff. NOT ventilated and stiff rubber can make it difficult to carefully maneuver frames.

**PCGL1** PVC Plastic-Coated Gloves ... **\$13.10**

Protective Clothing

BETTER BEEKEEPING 101.1

## A Bee's Guide to: **WINTER SURVIVAL**

Good winter survival requires strong healthy colonies with plenty of young healthy "winter bees" going into winter. You will need plenty of pollen stores and honey to provide for the colony's needs over the long winter months. You will want to provide adequate ventilation and protect your colony from mice. Most importantly you will need to monitor and manage Varroa mites. This winter preparation should start mid-summer. Track your mite counts, treat for mites when necessary, and feed in times of a nectar dearth. NOTE: Our recommendations are based on our location in upstate New York, halfway between New York City and Montreal.

### **CONTROL THE VARROA**

Varroa mites and high virus levels are the leading cause of **honey bee colony death**. Monitoring of Varroa levels is the basis of effective mite management. Low mite levels and resulting low virus levels will give your colonies the best chance of survival.

Developing honeybee strains that are able to deal with Varroa mites without treatment is the goal of many beekeepers. The best chance for this strategy to succeed is through groups with large numbers of colonies working together with specific standards and criteria to measure success.

We believe ALL beekeepers should do something in the battle against Varroa mites.

1. The individual beekeeper who opts to NOT manage mites should expect much higher winter LOSSES.
2. As these colonies weaken and perish, MITE LEVELS get very high.
3. As a result, mite load may be TRANSFERRED to other colonies as far away as 2 miles.

### **PROVIDE ADEQUATE FOOD STORES**

Your hive should have about 90 lbs to 100 lbs of honey (food stores) going into the winter (~130 pounds with equipment). Feeding should be completed before cold weather arrives. We like to complete feeding before mid-October. We winter hives in two deeps or two deeps and a medium.

Feed stores can be assessed during the winter months by removing the outer cover and looking into the hive through the hole in the cover. If honey remains at the top of the hive then the colony doesn't need feeding. If the bees are at the top of the hive you may need to feed the colony using winter patties, candy boards or fondant.

### **ENSURE ADEQUATE VENTILATION**

**Moisture KILLS bees**, so it is vitally important to have both top and bottom entrances open so moist air can escape the hive.

Add top insulation. If using wood and metal telescoping covers add a piece of one inch of foam insulation between the inner and outer covers. Beemax covers already provide this insulation. This helps prevent condensation and helps keep the colony drier.

If using inner covers with notches face the notch down to provide both an upper entrance and ventilation.

### **SAVE US FROM MICE**

Install a mouse guard before the cold weather sets in to keep mice out of the hive. (We don't like being eaten by them, not one bit!)



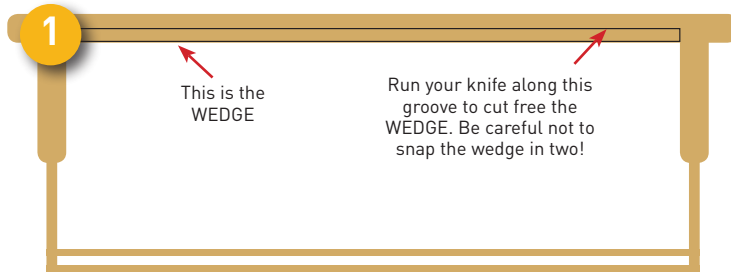
**ALL BEEKEEPING IS LOCAL** > Reach out and check with successful beekeepers in your area to see what techniques they use. We can and should learn from one another.



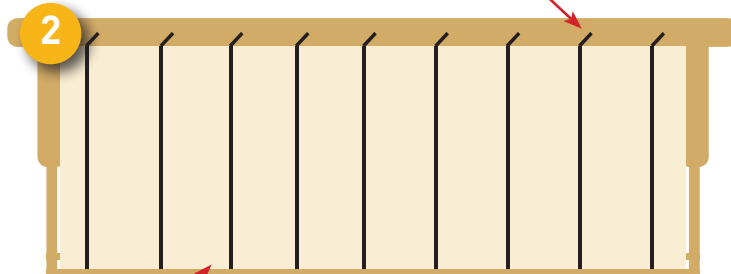
BETTER BEEKEEPING 101.2

## The Betterbee Guide to Installing a Wax Foundation

This may seem like a lot of steps, but installing a wax foundation is one of those skills we believe every beekeeper should possess. However, if this all seems too complicated, we have discovered that plastic foundation with an extra layer of wax added works as well as wax foundation. But as with many things in beekeeping, it comes down to preference. (Or what your mentor believes!)

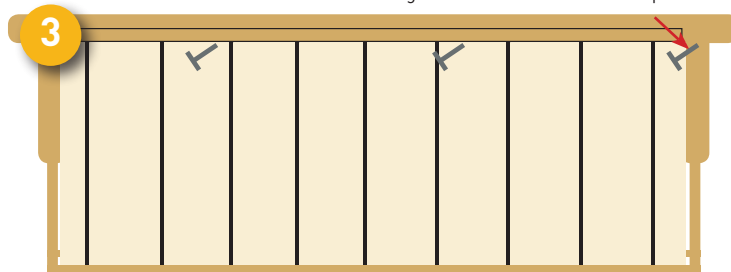


Have the hooks face toward you (or facing up) so they easily accept the wedge you are about to insert!

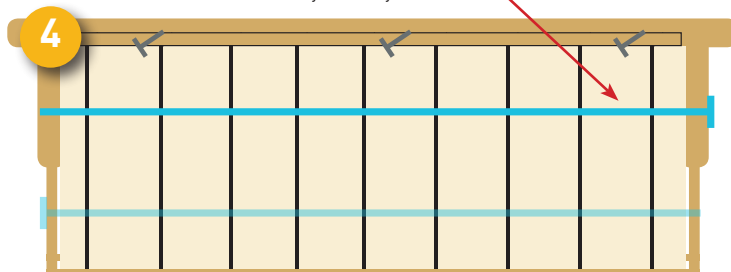


Make sure the foundation rests between the groove in the bottom bar.

Nails go in at an angle. With wedge in place, turn frame over so top bar rests on a solid surface — better angle to nail the wedge nail so it connects to the top bar.



This is a diagram of the plastic support rods. One goes on either side of the foundation; bees build comb around them and they are easy to install.



Not Shown: SUPPORT PINS are inserted into the side bar. The split in the pin supports either side of the wax. BEE WIRE is wound through the side bars prior to inserting wax foundation. It's then embedded into the wax with a spur embedder.

### 1. REMOVE THE WEDGE BAR:

After you assemble your frame and the glue is dry, remove the wedge bar. The wedge is that piece of wood that pops out of the top bar of your frame. **Note:** If you are using bee wire as your cross support, wire prior to installing foundation. **Hint:** Use your jackknife to carefully remove the wedge and remove any splinters of wood from the frame. .

### 2. INSTALL THE FOUNDATION:

Take one sheet of crimp-wired foundation and place the long side without metal hooks in between the gap of the bottom bar. Then rest the hooks in the groove left by the removed wedge. **Hint:** Make sure the wax rests freely and is as straight as possible. (If the wax bows even slightly this could cause the wax to be drawn out unevenly by the bees.)

### 3. INSERT + NAIL THE WEDGE BAR:

Now insert the wedge back into place. You may need to rotate the wedge for the tightest fit. Often this means the original inside of the wedge faces out. With the wedge in place, nail three wedge nails (5/8") through the wedge into the top bar. This is tricky with a regular hammer; you have to hammer at an angle to ensure the nail catches in the top bar. **Hint:** A small tack hammer makes nailing easier.

### 4. INSTALL CROSS SUPPORTS:

Almost done! Now you need to provide a cross support to your frame. These are all listed on page 33 and include (in order of ease): Support Pins, Plastic Support Rods, Cross Wiring with Bee Wire.

## BETTER BEEKEEPING 101.3

### 7 THINGS to do in the WINTER

1. **REVIEW** your records and prepare for changes as needed. Pay **YARD RENT** to those places you keep bees (typically a pound or two of honey per hive).
2. Make **CREAMED HONEY!** Place in a cool basement to set up. **MAKE** candles, soap and salve for **GIFTS** from your beeswax.
3. **ASSEMBLE** new equipment. **PAINT** hives using dark colors in the North and light colors for the South. We use exterior latex paint.
4. **CHECK HIVES** on the warmest days. **FEED** if bees are to the top of the hive (they have no further room to move up indicating honey stores are low). Use a shim and place patties directly on frames in contact with the bees.
5. **READ** articles in the bee magazines! **SUBSCRIBE** to the Bee-L mailing list.
6. Help in a **BEGINNER'S CLASS** run by your local bee club.
7. **ORDER BEES** for increases or replacements.



## BETTER BEEKEEPING 101.4

### 9 THINGS to do in the SPRING

1. Spring is the busiest time of year for beekeepers. Initial hive **INSPECTIONS**, spring **FEEDING** and swarm **PREVENTION** are your main responsibilities now!
2. Continue **MONITORING** for hives that are out of honey. Early Spring is when most hives die of starvation. **FEED** a 1:1 syrup once bees can regularly break cluster to access the feed.
3. Start a **JOURNAL** and keep track of what you do to your hives and what you notice (including when you first see pollen coming in and when different plants start to blossom). Make a **LIST** of what to do next time so you don't forget!
4. Fill out a Bee Informed survey at **WWW.BEEINFORMED.ORG**.
5. **EXAMINE** each hive, preferably when the temperature is at least 60°F to avoid chilling brood.
6. **REMOVE** mouse guards and **CLEAN** bottom boards.
7. If the bottom brood chamber is empty, **REVERSE** the boxes placing the empty box on top.
8. Check for **BROOD** in each hive and consider **COMBINING** queenless hives with a strong, queen right colony.
9. Do your first **MITE CHECK** of the season to determine whether treatments are necessary.



## BETTER BEEKEEPING 101.5

### 5 THINGS to do in the SUMMER


1. Make sure to keep good **RECORDS** of the weather and notice what's in bloom.
2. **ADD SUPERS** to colonies as needed. During the main honey flow err on the side of too many supers rather than too few.
3. **CHECK** carefully for elevated mite levels. **TREAT** in August so the winter bees will be able to develop without mites and the viruses they transmit.
4. Try making up one or more **NUCS** for **OVERWINTERING**.
5. By **HARVESTING** honey early you have the chance to produce a wider variety of honey. Early honey is often lighter in color and mild in flavor and allows you to have a more diverse product line.



BETTER BEEKEEPING 101.6

## 5 THINGS to do in the FALL

1. Take supers off and **EXTRACT THE CROP**. Be sure to leave plenty of honey for the winter. Consider purchasing a **HIVE SCALE** to weigh your hives to ensure adequate stores.
2. **APPLY** mite treatments now if you have not already treated the hives. The goal is to reduce mite levels so that the “winter bees,” the bees produced from the last few rounds of brood, are not injured by mites and are healthy enough to survive until spring.
3. **REMOVE** all queen excluders. If excluders are left on, the queen will be confined below the excluder and will not be able to move up with the bees as stores are consumed and the cluster moves upward.
4. **COMPLETE FEEDING** by mid-October. A good rule of thumb is that feeding should be completed while daytime temperatures are still in the 50s (F). There are several different types of feeders available. See page 52.
5. **PREPARE** your hives for winter: install mouse guards, provide upper entrances for ventilation and exit during deep snow conditions, and wrap hives ensuring entrances are not blocked. We feel a 1” insulation board prevents ice buildup.



BETTER BEEKEEPING 101.7

## JOIN US at Apimondia in Montreal on September 8-12, 2019!

Apimondia is returning to North America in Montreal in September of 2019!

Apimondia is an international meeting of beekeepers from all over the world that takes place every other year. The last time it was in North America was in 1999 in Vancouver. This is a rare opportunity to visit one of the largest beekeeping conventions in the world.

In many ways, Apimondia is a bit like the Olympics with opening and closing ceremonies, including processions of beekeepers in native garb.

Owner Jack Rath attended Apimondia in Ukraine in 2013 and was very impressed. The trade show was massive with beekeeping manufacturers and distributors from across the globe. Betterbee started its partnership with the Lyson Corporation of Poland through the contact made at Apimondia. This was a memorable trip and included a beekeeping tour of Crimea.

Just as memorable was the lunch Jack and his wife Sarah shared with a beekeeper from Kyrgyzstan. Language was a barrier but through sign language and napkin sketches, they were able to learn about beekeeping in Kyrgyzstan and compare it to beekeeping in the U.S.

Owner Joe Cali attended Apimondia in Korea in 2015 and had an equally memorable experience.

This is a rare opportunity to attend lectures from beekeeping experts, to see more beekeeping gadgets than you could have ever imagined, and to make new beekeeping friends from all over the world. Don't miss your chance to take part!



Ukrainian-style migratory beekeeping [yes, the hives are on a tractor trailer]!



“Sleeping with the bees”: the idea that the vapors emitted by bees cure all ills. Here Jack poses with a Ukrainian version of this.



“Sleeping with the bees” in Crimea

BETTER BEEKEEPING 101.8

## Are you Managing for Swarms?

As a beekeeper it is your responsibility to manage swarming in your hive, in particular if you have human neighbors who are not beekeepers. If you are NOT managing for swarms, you are asking for a bee ordinance!

### WHAT IS SWARMING? HOW DOES IT HAPPEN?

Swarming is reproduction at the colony level. Swarming is important to the survival of the species. Controlling swarming is a goal but it is unlikely it will be prevented completely.

The queen leaves the hive with about one-half to two-thirds of the bees. The existing hive contains the remaining worker bees, hopefully lots of brood and capped queen cells with developing queens.

Swarming typically occurs on a warm and sunny day. Swarming begins during the time of spring buildup. While most common early it can continue until early fall.



Once the swarm leaves, they land and cluster temporarily near the hive, known as the **bivouac** (shown here). The clustered

swarm is usually very docile. The swarm stays here for minutes or days until they make a collective decision of where to move next.

Back in the hive, the new queen emerges anytime from right away to a week later. The new queen then must successfully complete her mating flight.

Egg laying will typically start 2 to 3 weeks after the queen emerges.

### WHY DOES IT HAPPEN? WHAT TRIGGERS SWARMING?

Swarming is a natural occurrence; your bees will want to swarm each

Spring if they are a healthy colony. Swarming can be triggered by a crowded and congested brood area where there is no room for the queen to lay. A lack of space can cause a lack of queen pheromone distribution, which can then stimulate queen cell development.

However, swarming is not JUST based on lack of room; it's the natural reproductive instinct of the bees.

### WHAT CAN I DO TO PREVENT SWARMING? I DON'T WANT TO LOSE HALF MY BEES!

Prevent swarms by proactively giving room to your bees by adding supers prior to the honey flow. Swarming can also be managed by splitting hives and making nucs. Splits divide the resources of one hive into two. Here you would either introduce a purchased queen or let the hive rear its own.

In addition to making splits and providing room, there are additional ways to manage the swarming instinct of your hive (see Swarming: Its Control and Prevention by L.E Snellgrove on page 144).

In the event that your hive does swarm, **RECORD THE DATE!** Do not expect to see eggs for a minimum of about 3 weeks. If there are no eggs at 3 weeks it probably indicates that the hive did not successfully requeen and you will need to introduce a replacement queen.

While queen cells are traditionally on the bottom of the frame, they can be anywhere, and the bees can hide them quite well.

BETTER BEEKEEPING 101.9

## Which Wick Should I Buy?

We offer just about every type of wick that any candle maker would want or need. The wicking sizes listed below are suggestions based upon our own personal experience.



**Note:** Wicking sizes listed are for beeswax only. Using paraffin or change in wicking size.

If you are making **wide figures or pillars over 3 inches wide:**

> Use a 60 ply

If you are making **votives or candles under 3 inches wide:**

> Use 44-24 Zinc Core Wire

If you are making **votives or candles over 3 inches wide:**

> Use 51-32 Zinc Core Wire

If you are making **figures under 2 inches wide:**

> Use 1/0 Square Braid

If you are making **rolled or dipped tapers under 1 inch wide:**

> Use 2/0 Square Braid or #2 Wicking

BETTER BEEKEEPING 101.10

## American Foulbrood

The risk of American Foulbrood is slightly higher with nucs than with package bees. American Foulbrood is caused by a bacterium that infects and is spread through brood and can rapidly spread through the hive. Because package bees come without any brood or comb, there is virtually zero risk of bringing in foulbrood. Nucs can be infected with these brood diseases since there are frames of brood present. Every effort is made to assure that your colony is free from disease. The combs are inspected as the nucs are prepared. They will be inspected again by us at Betterbee before pickup to double check that there is no indication of problems.

We are fortunate to be able to source our nucs from people that we have known and done business with for years. We have every confidence that they are doing everything possible to provide a quality, disease-free product. These apiaries are inspected by the state bee inspection service for the presence of foulbrood.

The use of antibiotics to prevent foulbrood will prevent colonies from exhibiting symptoms of foulbrood but will not eliminate the disease in colonies already infected. For that reason it is almost impossible for anyone using antibiotics to say that they do not have colonies with foulbrood. Where antibiotics are not used, one can say, with much greater confidence, that there is no foulbrood in the apiary. Our overwintered nucs come from producers who do not and have not used antibiotics. The risk of brood disease is extremely low. If you are concerned about American Foulbrood then you may want to consider packages of bees instead of nucleus colonies. See page 61 for new regulations regarding antibiotic use.

BETTER BEEKEEPING 101.11

## Rendering Wax

Properly cleaned and filtered wax can make a big difference in your final candle product. If you are lucky enough to use wax from your own hive you know it starts a little messy! One option for cleaning is to place the wax in a pot of water, bring the water to a boil and allow to melt.

Once the wax has melted remove it from the heat and allow it to cool. You will be left with three distinct layers: water, honey and debris then wax at the top. Scraping off the layer of debris will remove a lot of the "gunk" from your wax. You may find that you need to repeat this process several times to get the wax thoroughly cleaned. An alternative method is to put all of the wax into a pair of pantyhose, tie off the end and place this in the pot of water. The pantyhose work as a filter and allow the wax to melt through into the water.

BETTER BEEKEEPING 101.12

## Trends in Honey Labeling

**RAW:** We have seen a great rise in interest for honey labeled as "raw." Betterbee's definition of raw honey is honey that is not heated above natural hive temperatures (so depending on where you live it could be between 90 and 110 degrees).

**LOCAL:** Local honey has followed the same trend as the local food movement. How you define "local" is up to you, but if you are planning to label your honey "local," make sure to include your town or zip code on the label.

BETTER BEEKEEPING 101.13

## 5 Tips: Where to Place Your Hive

**1. EARLY MORNING SUN:**

The sun hitting the hive activates the bees and gets them to work earlier! We like to face our hives in a south-east orientation.

**2. PROTECTION FROM WIND:**

We like to place our hives along a hedgerow when possible to protect the hives, especially from winter winds.

**3. EASY ACCESS:**

It is quite nice to be able to drive up to your hives, especially when you are pulling heavy supers. And if you ever have to move your hives, being able to drive up to them is very convenient!

**4. PERMISSION:**

Your backyard is fine by your standards, but what does your neighbor, town or landlord think?

**5. ACCESS TO WATER:**

Bees need a constant supply of clean water to avoid them using your neighbor's pool. Morning dew or a dish of water will work.

BETTER BEEKEEPING 101.14

## Happy Birthday to the old gang down at the Hive!

Honeybee Development Times (HBTs) for the **Queen, Worker, and Drone.**

	<u>Q</u>	<u>W</u>	<u>D</u>
<b>EGG:</b>	3	3	3
<b>LARVA:</b>	5½	6	6½
<b>PUPA:</b>	7½	12	14½
<b>TOTAL:</b>	16	21	24

## Better Beekeeping Class 1

### BEGINNING Beekeeping Class

**CLASSES RUN 9AM TO 3PM  
LUNCH IS INCLUDED**

This class is an introduction to the fascinating world of honey bees. It will be held indoors in a classroom setting. The class covers what is needed to start up, and to go on and keep colonies productive and healthy. Designed with the beginner in mind — but will provide a good review for people with some experience.

**The Beekeeper's Handbook** (see page 141), is the main text used in this course. You can **SAVE \$5** when you order the book at the same time you register for the class.

Additional classes may be added, so call or check on our website! Please specify the date when registering. Classes are taught by Betterbee owners and staff.

**Note: Space is limited to 20 participants per class.**

Beginning Beekeeping . . . . . **\$53.95**

Beginning Beekeeping  
+ The Beekeeper's Handbook  
**(Save \$5.00)** . . . . . **\$79.90**

**\*CHECK WEB/CALL FOR DATES\***

## Better Beekeeping Class 2

### BEGINNER AND A HALF

You've learned the basics and now you want to learn some of the finer points of handling bees. The class will be part lecture and part hands-on. Make sure you bring your veil!

**Topics to include:**

- > Lift Smarter, not Harder
- > Inspect without Crushing Bees
- > Getting Comb Drawn
- > Using your Smoker

Betterbee and a Half Class . . . **\$CALL**

## Better Beekeeping Class 3

### INTERMEDIATE Beekeeping Class

**CLASSES RUN 9AM TO 3PM  
LUNCH IS INCLUDED**

This class will include in-depth looks at beekeeping disciplines we feel are critical to your success as a beekeeper.

**Topics to include:**

- > Seasonal Management of Honeybee Colonies
- > Disease Control + Management
- > Handling Honey from Comb to Table: Options for Honey Production
- > Wax Processing
- > Swarms: How to Minimize Swarming + How to Catch Swarms
- > Requeening + Queen Introduction
- > Nucs + Splits + An Intro to Overwintered Nucs

**Note: Space is limited to 20 participants per class.**

Intermediate Beekeeping. . . . . **\$53.95**

**\*CHECK WEB/CALL FOR DATES\***

## Better Beekeeping Class 4

### Beekeeping FIELD CLASS

2-hour, hands-on sessions in the Betterbee beeyard with our bees focusing on specific topics. Small classes make for easy interaction with your instructors and the other students. Call or check the website for dates and prices.

**Topics to include:**

- > Beginner In-Hive Class
- > Disease Management
- > Swarm Management + Making Splits
- > Overwintered Nucs
- > Making Comb Honey
- > Harvesting, Extracting, + Processing
- > Winter Preparation
- > Making Candles/Soap

Betterbee Field Class. . . . . **\$CALL**

## Better Beekeeping Class 5

### Queen Bee Rearing Class

**JUN 8 + JUN 9, 2019  
CLASSES RUN 9AM TO 3PM  
LUNCH IS INCLUDED**

This 2-day class will include both lecture and apiary sections. The emphasis will be methods of queen rearing that require grafting, although non-grafting methods will also be discussed and demonstrated.

**Topics to include:**

- > The Biology of Queens + Factors Influencing Queen Quality
- > Grafting + Alternatives
- > The Doolittle Method + Variations
- > Equipment + Materials
- > The Importance of Drones
- > Setting Up Finishing Colonies
- > Mating of Queens
- > Utilization of Locally Raised Queens
- > Choosing Breeder Queens
- > Common Pitfalls + How to Avoid Them

**Note: Space is limited to 12 participants per class.**

Queen Rearing Class . . . . . **\$270.00**

## Better Beekeeping Class 6

### Candle Making

Learn the basics of melting wax and pouring candles. Participants leave with a candle they made.

Candle Making Class . . . . . **\$CALL**

## Better Beekeeping Class 7

### Soap Making

Learn some of the basics of soap-making from a local soaper.

Soap Making Class . . . . . **\$CALL**

## THE ANNUAL BETTERBEE FIELD DAY JUNE 22, 2019

### Mark your calendars!

Our 6th Annual Betterbee Field Day is our way of thanking our customers for their loyalty and support.

**It's an all-day, FREE event with a guest speaker, raffle, free lunch, and open hive demonstrations.**

As in years past, Field Day 2019 will be held at Washington County Fairgrounds right down the road from Betterbee.

**Guest Speaker:** This year, we're fortunate to feature **Dr. Jim Tew**, Beekeeping Specialist for the Alabama Cooperative Extension System at Auburn University and Emeritus Professor at The Ohio State University.

Please check our website or call in the spring to register and to find out more.

## HIGHLIGHTS + MEMORIES FROM FIELD DAY 2018

Field Day 2018 was a success! Over **\$1500** raised to support beekeeping for inmates. Our speaker, Kirsten Traynor, taught the crowd about swarm control, Varroa mites, and hive management.



## THE 5 STEPS FOR SUCCESSFUL HARVESTING & PROCESSING

### CONGRATULATIONS!

Harvesting honey is a sign of a good year with enough rain to keep the flowers blooming, but not too much, so the bees keep flying. With excess honey you eventually want to bottle —what to do? There are several ways you can harvest your honey, uncap your frames, extract the honey from the frames, filter the honey, and bottle it. You may also want to process excess wax you've collected. Here's a breakdown of your options as you read through these pages:

**1. HARVEST:** There are three main ways to harvest your honey: with a bee brush, one frame at a time, with an escape board, or with a fume board. An escape board is essentially a "door" you put on your hive. The bees walk out of the honey super and cannot find their way back, clearing it of bees in about 24 hours. A fume board has a more immediate effect. Lined with a cloth insert, you spray one of two bee repellents (Bee-Quick or Bee-Go on **page 73**) onto it. The bees hate the smell so they leave the honey super within a few minutes.




**2. UNCAP:** "Uncapping" refers to removing the thin beeswax covering (the layer of wax you scrape or cut off is called "cappings") off your honey frames to expose your honey. The beeswax you strain out can be rinsed with water and saved to later melt into beeswax cakes or candles.



When uncapping, you want to do as little damage to the frames as possible, as the drawn comb can be reused to help give your bees a head start on refilling the box. Many tools are available: heated and unheated knives, hand held scratchers, rollers, and various uncapping machines.

**3. EXTRACT:** This is the process by which you remove the honey from the frames using centrifugal force with a honey extractor. This is by far the fastest method if you have more than a few frames to harvest. Beekeeping clubs often have extracting parties or an extracting kit you can borrow to extract your honey with minimal monetary investment. We carry a wide range of extractors from 2 frame hand crank models up to 56 frame electric models. We have something available for every budget!



**4. FILTER:** Honey will typically need to be filtered to remove wax, propolis, and the occasional bee part. Stainless steel sieves or a mesh material such as cheesecloth or nylon work well for small amounts of honey. This filtering process still allows much of the pollen to pass through - a reason why local honey is so often sought after to help combat local airborne allergies.



**5. BOTTLE:** Now that your honey is strained, you are ready to bottle. By far the easiest way for the beginner to bottle is to use a plastic bucket with a gate at the bottom. Using gravity, you can easily fill the containers you wish to sell, give away, or keep! When your honey sales have grown, consider buying a heated bottling tank and perhaps, an automatic filler.





We offer the tools and equipment that will help you **efficiently harvest and process your excess honey crop.**

# HARVESTING & UNCAPPING



**10**  
FRAME

**8**  
FRAME

## Triangle Escape Board

**The most stress-free way (for you and the bees) to remove bees from a super.** This board is placed between the supers and the brood chamber, triangle side down. The bees can easily leave the supers but cannot find their way back in. Comes fully assembled.

**Hint:** Holes above an escape board are an invitation to robbers. Be sure that bees cannot enter the supers to be removed. Holes in supers and inner cover should be closed with tape to prevent robbing. Bees are also very reluctant to leave brood. An escape board will not work well if there is brood in the super to be removed.

**DIMENSIONS:** 20 L x 14 W x 1-1/2 H

- EB10** Triangle Escape, 10 Frame ..... \$14.40
- EB8** Triangle Escape, 8 Frame ..... \$14.40

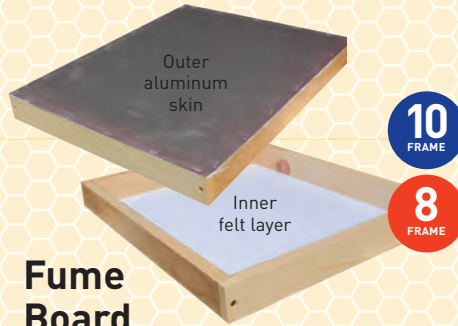
## Bee-Go

Approved chemical that quickly chases bees from honey supers on hot or cold days — early morning to late evening. Use with a fume board. Ground shipping only, cannot ship by air.

**Note:** Most people do not like the smell, but it is effective, especially if you need to remove supers in cool weather.



- BEEG1** Bee-Go, 1 pint ..... \$18.49



**10**  
FRAME

**8**  
FRAME

## Fume Board

For use with Bee-Quick or Bee-Go. If you have several hives, a fume board is the easiest way to remove the bees from your honey supers. Apply Bee-Go or Bee-Quick to the felt on the underside of the board and then place it on the top of your honey supers. After about 5 to 15 minutes, you can remove your emptied super. This works best on warm sunny days.

- FB10** Fume Board, 10 Frame ..... \$13.95
- FB8** Fume Board, 8 Frame ..... \$13.95

## Fischer's Bee-Quick®

Developed by James Fischer, beekeeper and scientist, Bee-Quick is a natural product with no offensive odor. It works quickly and effectively to remove bees from honey supers. A small amount of Bee-Quick is applied to a fume board which is then placed on top of the honey supers.

**Note:** We've used this product in our own bee-yards and found it to be just as effective as Bee-Go on warm days.



- BQ2** Fischer's Bee-Quick, 8 oz ..... \$15.95

## Maxant Electric Uncapping Plane

This heavy-duty, ergonomically designed electric plane makes fast work of uncapping. Elements seldom burn out, but are replaceable. Turn off when not in use to prevent burning honey on the blade. 120V.

- UP1** Electric Uncapping Plane ..... \$128.75
- UPB1** Extra Blade ..... \$15.45
- UPE1** Extra Heating Element ..... \$29.95



## Uncapping Roller

Roller is 4" wide and made of sturdy food grade plastic. Plastic spikes roll over and break each cell so the honey can be extracted. Can be used on medium, deep and shallow frames.

- UR1** Uncapping Roller ..... \$18.45

**MORE UNCAPPING!  
FORKS, KNIVES, TANKS,  
AND MACHINES**



Harvesting & Processing



## Electric Uncapping Knife

American-made since 1947 by Pierce Beekeeping Equipment, the heat from this knife warms wax cappings, making uncapping your frames a smooth, easy process. This knife features a built-in thermostat. Made of high grade #304 stainless steel, the knife is 10 inches long and 2 inches wide. It features a turned wood handle that is comfortable and stays cool to the touch. 120 volt. Includes a 2 year manufacturer warranty. **Hint:** Make sure to clean thoroughly after each use.

UK2 Electric Uncapping Knife ..... \$128.75



## Bee Smart Ultimate Uncapper + Uncapping Slicer

Use with any 5 or 6 gallon food grade plastic bucket (not included) to make a convenient uncapping tank. Groove in bottom fits into rim of bucket. Ultimate Uncapping Slicer included!

**Note:** Works only with medium frames.

BSU1 Bee Smart Uncapper with Slicer ..... \$21.59

CASU Ultimate Uncapping Slicer Only ..... \$6.49



## Betterbee Uncapping Tank

**CUSTOMER FAVORITE!** The perfect uncapping solution for the small scale beekeeper, and very popular with our customers. Holds the uncapped frames while you continue to work; holds 15 gallons of cappings. Includes a 1-1/4" plastic honey gate with a pre-drilled hole in the tank. Wood crossbar provides a surface to rest your frames while you uncap. Best used with medium-sized frames.

**How to use:** Simply place a frame over the wooden crossbar and uncap into the tank. The honey separates from the cappings through the grate located in the bottom of the tank.

**DIMENSIONS:** 17L x 20 W x 13 H

UCT1 Uncapping Tank ..... \$72.85

UCTCOVER Uncapping Tank Cover (not shown) ..... \$7.45

Harvesting & Processing



## Cold Uncapping Knife

Not all knives are created equal. For this job you will need a quality product. These are specially imported from Portugal. A very sharp knife with offset handle and a center ridge, designed specifically for cutting the wax cappings from a frame of honey. Great for just a few hives.

CUK2 Cold Uncapping Knife ..... \$28.59

## 2 WAYS TO USE AN UNCAPPING FORK

Uncapping forks are designed to **scratch off the wax on the corners of a capped frame** that your plane or knife cannot reach. Additionally, we have found another valuable use for uncapping forks — **checking drone brood for Varroa mites**. Pierce a section of sealed drone brood and you can easily lift out the white drone pupae and see the mites.

## Deluxe Uncapping Fork

Tines are cut from a solid piece of stainless steel so there is nothing to break off. The solid, soft, washable rubber handle is molded all in one piece with the body of the fork. Built-in scraper on the side of the fork.

CAS3 Deluxe Uncapping Fork ..... \$29.95

## SureGrip™ Uncapping Fork

This version is adequate for occasional use, but will not hold up well to repeated use. Ideal for first time beekeepers. Colors may vary.

CAS1 SureGrip Uncapping Fork ..... \$6.95

(BELOW)

## Lyson Steam-Heated Table-Top Uncapper

The Lyson steam uncapper sits on top of your uncapping table (at least 100 cm or 39" long). A frame sits in the carriage and is manually pushed through the heated knife by the user.

The frame is then flipped over to uncap the other side. Cappings are sliced off one side at a time and drop into the tank. Fast and simple to use!

The blade is steam-heated by a small 1500W, 120V wallpaper steamer. After filling the steamer with water, it takes about half hour to boil. The steam passes through the knife and keeps the wax and honey from accumulating on the knife. Condensed steam collects in a plastic bucket. The steamer will last about 2 hours between fillings.

**WARNING:** The uncapping blade is extremely sharp and pointed. Always use caution when uncapping

**LYHPW20960LN** Lyson Table-Top Uncapper ..... **\$325.00**



## Lyson Uncapping Tank

Uncap your honey frames directly into this reinforced stainless steel Uncapping Tank. Use this tank to hold your uncapped frames before they go into the extractor. The removable baskets hold the cappings off the bottom of the tank allowing them to drain. **Note:** This item ships via Truck ONLY. Please call to obtain an accurate shipping quote before processing your order.

### DIMENSIONS

1,000mm: 39L, holds 25 frames  
1,500mm: 59L, holds 38 frames

### The Uncapping Tank includes:

- > Trapezoidal bottom for added strength
- > Leg style and color may vary
- > Bottom drain and valve
- > Stand for holding frames while uncapping
- > Removable capping baskets
- > Stainless steel cover (not pictured)

**LYHPW40460CLAK** Tank & Cover  
1,000 mm ..... **\$720.95**

**LYHP1500MMUTK** Tank & Cover  
1,500 mm ..... **\$850.00**



Harvesting & Processing



### Lyson Automatic Uncapper

The Lyson hot water uncappers are similar to the manual uncapper above, but meant for continuous use by larger operations. A self-contained water heater and pump circulates water through the knives in a closed loop so there is no need to refill or connect an external heater. The water temperature is adjustable between 65 and 95 °C (149 to 203 °F); we prefer to use 85 °C. The feed chain is motorized so the frames self-feed while you work on freeing frames from supers. The knife cutting depth can be adjusted to your desired cutting depth (works best with well-drawn frames). The uncapper with tank includes a stainless holding tank with sieve and

drain valve (not shown). The uncapper with extruder (shown) has a built in drip tray, and all cappings/drips are passed through a 100 kg/hr extruder. With this setup, your cappings are automatically processed into honey and compressed wax as you work. See page 105 and 161 for details on extruders. Mounted on adjustable feet. 240V only.

**Option 1:** Automatic Feeder, Closed Loop Heating System and 100kg/hr Capping Extruder

**LYHPW20983Z**  
Lyson Automatic Uncapper ..... **\$8,995.00**

**Option 2:** Automatic Feeder, Closed Loop Heating System and Unheated Cappings Tank

**LYHPW2096000Z**  
Lyson Automatic Uncapper ..... **\$4,650.00**

### Lyson Manual Uncapper

A 2017 best seller, the manual uncapping machine is a sideline favorite. Place up to five frames in the loading rack at a time, and then turn the crank. Each frame passes between two oscillating, steam-heated knives which neatly slice off the cappings. The cappings drop into the tank below where honey drains through a sieve and valve. The tank holds over 30 frames that are ready to be loaded into the extractor. Knife heat is provided by a 120V wallpaper steamer (included) which will run for approximately two hours. This machine is simple, efficient, and cost effective for the serious hobbyist. Requires two 120V outlets for the drive motor and steamer. Uncaps shallow, medium, and deep frames with a small adjustment required between sizes. Mounted on wheels.

**Includes:** Manual feeder, Steam Heating System and Unheated Cappings Tank

**LYHPW20960** Lyson Manual Uncapper..... **\$2,595.00**



## Lyson 4 Frame Tangential Extractor with Legs

The Lyson 2019N is a stainless steel, tangential honey extractor with a unique side-mounted hand crank and a basket capacity of four medium or two deep frames.

The 2019N uses a cast steel worm gear drive to hold the handle stationary while the basket freely spins, and a reverse pressure coaster style braking

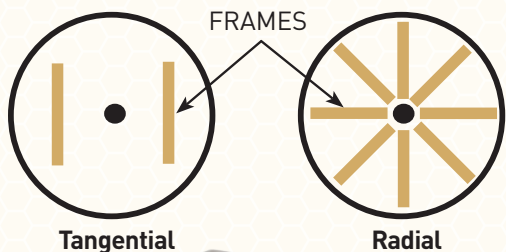
system similar to that on a cruiser bicycle. The drum is made of polished 25 gauge stainless steel and has a clear acrylic cover. The adjustable legs, rectangular wire basket, and 1-1/4" gate valve with welded o-ring seal are made of stainless steel as well. Disassembles for easy cleaning. **Includes a 24-Month Warranty.**

**DIMENSIONS:** 16D x 25H (without legs)

**LYEX2019N**  
Lyson 4 Frame Extractor w/ Legs . . . \$299.95



Harvesting & Processing



**TANGENTIAL ORIENTATION** requires flipping your frames. We extract half the honey on the first side, then all of the honey on the second side. Then we flip it again and finish extracting the first side. This avoids "blow outs" where the foundation breaks due to the weight of the honey.

In a **RADIAL ORIENTATION**, both sides of the frame are extracted at once. Radial extractors do not require flipping the frames.



## Lyson 4 Frame Tangential Extractor Combo

The Lyson 4 Frame Extractor Combo includes a tangential extracting drum with wire basket, a fine-mesh stainless steel filtering screen, and a stainless steel settling tank with 1-1/4" gate valve and welded o-ring seal. The drum, constructed of 25 gauge stainless steel, has a conical bottom with four large holes for

passing honey through the filter and into the 150 lb capacity tank. The components of the unit are held together by opposing latches, and are designed for easy cleaning. Place on a surface high enough to get your container under the honey gate at the bottom. **Includes a 24-Month Warranty.**

**DIMENSIONS:** 16D x 39H

**LYEX2019COMB02**  
Lyson 4 Frame Extractor Combo . . . \$425.00



## Betterbee Extracting Kit

The Betterbee Extracting Kit includes what you need to extract honey. Set frames on the Bee Smart Uncapper and uncap them with the uncapping knife and fork. Get a workout spinning the Lyson 2019N 4 frame tangential extractor and then drain your honey through the stainless sieve into the bottling tank.

Want the ease of the kit but different options? Head to our website or call for additional choices.

**EXKIT** Betterbee Extracting Kit . . . . \$379.99



## EXTRACTING BASICS

- #1 Two is better than one.** Get an extra bucket to uncap into (if not using an uncapping tank).
- #2 Choose your weapon.** While the uncapping knife is designed to slice through all cappings at once, some people prefer the uncapping fork exclusively. Try both and see what you prefer!
- #3 Keep it balanced.** Distribute the weight of the frames as evenly as possible.
- #4 Leave it open.** Remember to leave the gate OPEN while extracting. Let the honey pour through a sieve and into a bucket, preferably with a gate to facilitate bottling later.
- #5 Keep it warm.** Temperature does impact the extracting process. Try to keep the room you are extracting in between 80 and 90 degrees.

Suzanne extracts in her kitchen with the Betterbee extractor.



## Hobbyist 2200 Tangential Extractor

**Our most economical extractor.**

Constructed of plastic with a stainless steel center shaft, the unit includes a cover and honey gate. Holds two frames of any size.

**DIMENSIONS:** 16D x 26H

**HE2200** Hobbyist 2200 Extractor . . . . \$149.95





**FREE SHIPPING!**

**Lyson W229  
6-12 Frame Radial  
Extractors  
(Manual + Motorized)**

The W229 extracts 6 to 12 medium or shallow frames radially. Includes two FREE tangential deep inserts which allow you to extract two deep frames at a time. An additional two inserts can be purchased to tangentially extract four deeps. This small-size extractor is a great option for the hobbyist with one or several hives.

**Features:**

- > Stainless steel drum
- > 2 FREE tangential deep inserts — extract two deep frames at a time
- > Heavy-duty welded stainless steel basket (4 segments, up to 3 frames each)
- > Clear Plexiglas covers
- > Heavy-duty gearbox with steel shaft and gears (manual version)
- > Built in brake: turn handle in reverse to apply brake and slow the basket (manual version)
- > Stainless steel honey gate
- > Adjustable height steel legs with bolt holes for attachment to floor (assembly required)
- > 120V variable speed motor (motorized version only)

**Shipping:** FREE LTL freight shipping is included to a commercial address in the lower 48 states. Additional charges for shipping to a residential address. Alaska, Hawaii, and foreign locations: call or email for a shipping quote.

**Includes a 24-Month Warranty.**

**DIMENSIONS OF DRUM:** 20D x 24H

**LYEXW229EK** 12 Frame Radial Motorized.....**\$845.00**

**LYEXW229K** 12 Frame Radial Manual.....**\$645.00**

**LYEXW256TANGENT** Tangent Adapter 1 Pair.....**\$50.00**

**Motor Upgrade Kit**


Available for Lyson, SAF, and Lega extractors 12 frames and smaller

Allows you to purchase a manual extractor now and upgrade to a motorized extractor later. Works with the Lyson 4 and 12 frame extractor models we carry. Includes a standard 120V grounded power cord. Complete installation instructions included. Plastic enclosure holds toothed belt reduction and sealed ball bearings.

**NOTE:** Installing this on the 4 frame extractors requires drilling additional holes into the metal top bar.

**Includes a 24-Month Warranty.**

**LYEXW229EK** Lyson Motor Upgrade Kit Prices start at .....**\$199.95**



Harvesting & Processing

## MAXANT 3100: THE EXTRACTOR THAT YOU CAN CUSTOMIZE 3 DIFFERENT WAYS!

The Maxant 3100 can grow with you as your apiary grows. The base unit, a two frame radial hand-crank extractor, can be upgraded with the Basket Upgrade Kit to extract 6 medium or 3 deep frames. The next step-up? A motor! Mix and match upgrades for a customized extractor that meets all of your extracting needs.



### Maxant 3100-2 Radial Extractor

This base unit, two frame hand-crank extractor is made of 20 gauge stainless steel with extra stiffening support at the top and bottom. The TIG welded conical bottom efficiently drains honey from the extractor. Comes with a stainless steel cover. **Note:** Leg, Basket, and Motor Upgrade Kit can be purchased separately.

M31002	Maxant 3100-2.....	\$340.00
MAX3100L	Leg Upgrade Kit.....	\$59.00
M3100B	Basket Upgrade Kit.....	\$199.00
M3100MK	Motor Upgrade Kit.....	\$399.00



### Maxant 3100-6 Radial Extractor

Includes all the features of the 3100-2 and: Upgrades the drum to a 6 frame basket, which can hold 3 deep frames tangentially (pictured above) and 6 medium frames radially for extraction. **Note:** Leg and Motor Upgrade Kits can be purchased separately.

M31006	Maxant 3100-6.....	\$570.00
MAX3100L	Leg Upgrade Kit.....	\$59.00
M3100MK	Motor Upgrade Kit.....	\$399.00



### Maxant 3100-6P Radial Extractor

Includes all the features of the 3100-6 and: Upgrades the drive with electric gear motor and speed control. Can hold 3 deep frames tangentially (pictured above) and 6 medium frames radially for extraction. **Note:** Leg Upgrade Kit can be purchased separately.

M31006P	Maxant 3100-6P.....	\$900.00
MAX3100L	Leg Upgrade Kit.....	\$59.00

## WE OFFER 3 UPGRADE OPTIONS FOR THE MAXANT 3100-2:

- 1. LEGS:** Secures to the support ring on the bottom of the Maxant 3100 drum, eliminating stress to the walls of the drum.
- 2. BASKET:** Converts the base unit from a 2- to 6-frame radial extractor, increasing capacity three-fold. 100% stainless steel. TIG welded and balance tested.
- 3. MOTOR:** Adds an electric motor and variable speed control.





### Maxant 1400 Radial Extractor

This motorized radial extractor holds 10 deep or 20 shallow/medium frames. The conical bottom drains to a nylon honey gate for easy removal of honey. Made of 20 gauge #4 brushed stainless steel. Motor speed is manually controlled.

**DIMENSIONS:** 26D x 26.5H

**M1400L** Maxant 1400 with Legs .. **\$1,700.00**



### Betterbee Recommended Epoxy Paint

Ideal for sealing galvanized extracting equipment. Specially formulated as a clear, food approved epoxy — trust your honey to no other!

**EP2** Epoxy Paint, 1 quart..... **\$17.50**



### Lyson 216 20 Frame + Lyson 218 30 Frame Radial Motorized Extractor

The Lyson 216 and 218 extractors are motorized, radial extractors offering energy efficient operation and excellent control. Their drum and cone shaped bottoms are constructed of 24 gauge stainless steel and they stand on full-length steel legs. Honey is drained through a welded 1-1/4" stainless steel valve with o-ring seal.

**Both the 216 and 218 feature:**

- > Variable speed, 1/3 HP DC motors that are controlled by an adjustable controller with a digital motor speed display. Motor speed is regulated through pulse width modulation (PWM), which switches power on and off rather than dissipating (wasting) it through a rheostat or resistor. The controller includes a grounded 120V power cable, and switches off after 15 minutes of inactivity.
- > A braking system that engages when either the stop or emergency buttons are pushed, or the cover is lifted.
- > Overload protection for the electronic system.

**The Lyson 216 will hold:**

- > 8 deep (9-1/8"),
- 20 medium (6-1/4"), or
- 20 shallow frames (5-3/8")

*We recommend using the Lyson 218 for extracting larger numbers of deep frames.*

**The Lyson 218 will hold:**

- > 24 deep (9-1/8"),
- 30 medium (6-1/4"), or
- 30 shallow frames (5-3/8")

**Shipping:** This item ships via Truck ONLY. Please call to obtain an accurate shipping quote .

**Includes a 24-Month Warranty.**

**DIMENSIONS: LYSON 216:** 24D x 39H  
**LYSON 218:** 32D x 39H

**LYEX21620M** 20 Frame Extractor .. **\$1099.95**  
**LYEX21830** 30 Frame Extractor... **\$1,775.00**

Harvesting & Processing

## Lyson 230P 20 Frame Premium Radial Motorized Extractor

The Lyson 230P is the premium version of the popular Lyson 216 extractor. In addition to energy efficiency and excellent control, it offers:

### The Lyson 230P features:

- > Energy efficient and precise digital speed controls
- > Complete stainless steel construction of the drum, basket, legs, hinges, and controller housing.
- > Extra thick Plexiglas lids.
- > Increased motor power.
- > Stiffer basket.
- > Thicker, 22 gauge stainless steel.
- > The 230P comes standard with a 120V power supply but 240V models also available.
- > A 350 watt, ~1/2 HP, variable speed motor is controlled by an adjustable controller with a digital motor speed display. Motor speed is regulated through pulse width modulation (PWM), which switches power on and off rather than dissipating (wasting) it through a rheostat or resistor. The controller includes a grounded 120V power cable, and switches off after 15 minutes of inactivity.
- > The center shaft is mounted on sealed ball bearings, top and bottom, and is driven by the motor with a belt. Honey drains down the conical bottom to a 1-1/4" gate valve with an o-ring seal.
- > Braking system engages when the stop or emergency buttons are pushed, or the cover is lifted.
- > Overload protection for the electronic system.
- > Precise configuration of acceleration and speed with the motor receiving only as much power as it needs.



### The Lyson 230P will hold:

- > 8 deep (9-1/8"),
- 20 medium (6-1/4"), or
- 20 shallow frames (5-3/8")

*We recommend using the Lyson 218 for extracting larger numbers of deep frames.*

**Shipping:** This item ships via Truck ONLY. Please call to obtain an accurate shipping quote .

**Includes a 5-year Warranty.**

**DIMENSIONS:** 24D x39H

**LYEXW230P** 20 Frame Premium Extractor..... **\$1,599.95**

**PRO TIP:** Use an Electric Uncapping Knife (page 82) to make the process more efficient.

## AN EXTRACTOR IS AN INVESTMENT. ASK YOURSELF BEFORE YOU BUY:

- 1. How many hives do you want two to three years from now?**  
This is especially important if you are just getting started. The answer may cause you to scale up or scale down.
- 2. Have you considered sharing an extractor, or borrowing one?**  
Many small scale beekeepers team up with extracting parties come fall. Many hands make light work, and sharing purchasing power could help you scale up!
- 3. Look at your operation to see if you have a bottleneck.** An electric uncapping knife (page 82), stainless steel uncapping tank (pg. 76) or bottling machine (pg. 88) may speed up the process for you!



## Lyson 30 Frame + 42 Frame + 56 Frame Commercial Radial Motorized Extractor

These time-saving extractors feature an advanced controller which ramps up extractor speed automatically while you attend to other tasks. The Lyson large diameter Premium extractors are designed for heavy use by medium and large operations.

These 30, 42 and 56 frame models are driven by a sealed, inverter-driven AC motor directly coupled to the bottom end of the extractor shaft through an industrial grade gearbox. Acid resistant stainless steel is used exclusively for all metal components, including the legs.

The HE-03 is the top-of-the-line motor controller offered by Lyson. The fully programmable controller includes eight programs for automatic control of extractor speed throughout the extraction cycle. The programs consist of seven steps each with an adjustable start time and extractor speed. The controller features a 4.3" color LCD display to access settings and monitor extraction progress. A high quality **Mitsubishi inverter** supplies power to the motor.

- > The 30 and 42 frame extractors include one 2" stainless gate.
- > The 56 frame extractor includes two 2" honey gates.
- > 120V (240V also available).

**Shipping:** This item ships via Truck ONLY. Please call to obtain an accurate shipping quote .

**Covered by a 5-Year Warranty.**

**DIMENSIONS:** 30 FRAME: 32D x 39H  
42 FRAME: 35.5D x 47H  
56 FRAME: 47D x 47H

**LYEXW2005000P**  
30 Frame Commercial Extractor... **\$3,299.95**

**LYEX200600P**  
42 Frame Commercial Extractor... **\$3,449.00**

**LYEXW2008000P**  
56 Frame Commercial Extractor... **\$4,199.95**



- (1) A view of the **basket**.
- (2) All **stainless steel construction**.
- (3) Close-up of the **motor and gearbox**.




## Essential Food Grade Lubricant

Use these for lubricating surfaces that come in contact with your honey as well as honey valves and other moving parts in your honey house. Increases the longevity and performance of your equipment.

- EL1 Lubri-Film, Tube .....\$5.55
- EL2 Lubri-Film, Spray Can .....\$11.95
- EL3 Lubri-Film, Cartridge .....\$10.95

Harvesting & Processing



## Lyson 40 Frame Mini Extracting Line

The Lyson mini-line offers most of the best features of other automatic lines in a unit sized and priced for sideline beekeepers.

Frames are loaded into the uncapper where they are uncapped and then move onto the loading rails of the extractor. The uncapped frames are then loaded into the 40 frame extractor by pushing them in using the loading cart. Empty frames from the last cycle are pushed out of the extractor as full frames are loaded in. Once loading is complete, the cover is closed and the extractor is started. The extractor cover features plexiglass viewing ports allowing viewing of the extraction process.

The extraction cycle is controlled by an HE-03 automatic controller. The HE-03 is the top-of-the-line motor controller offered by Lyson. The fully programmable controller includes eight programs for automatic control of extractor speed throughout the extraction cycle. The programs consist

of seven steps, each with an adjustable time length and extractor speed. The controller features a 4.3" color LCD display to access settings and monitor extraction progress. A high quality Mitsubishi inverter supplies power to the motor. Once the cycle times have been set up the extractor can be allowed to run and uncapping of the next load of frames can be done while the extractor is running. Typical extraction times for us have been 7-10 minutes per cycle.

Wax cappings from the uncapper drop into a 100kg extruder, which presses the honey out of the cappings and puts compressed wax into a pail. The wax is ready to process.

Honey from the extractor and the extruder flow into a sump at floor level. Baffles separate the floating wax from the honey. A float valve controls an included pump which pumps the honey into barrels or bulk storage.

Requires one 20 Amp 240 volt circuit to operate the entire system.



**Horizontal extractor** in closed position. The extractor cover features plexiglass viewing ports allowing viewing of the extraction process.

### Includes these 7 components:

1. Extracted Frame Hanger
2. Horizontal Extractor
3. Frame Loader
4. Honey Sump
5. Honey Pump
6. Uncapper
7. Cappings Extruder (100kg/hr)

### LYEX20959FULL

Lyson 40 Frame  
Mini Extracting Line .....\$25,995.00

Handily **compare all the different sized extractors** that we have to offer, ranging from holding capacities of 2 to 80 deep, medium, and/or shallow frames.

## EXTRACTOR COMPARISON

MODEL	HIVES	CAPACITY	TYPE	POWER	SPEED	GEARING	TANK
Hobbyist 2200	1+	2 DEEP or 2 MED/SHAL	Tangential	Side Hand-Crank	Variable	Plastic Gears	Plastic
Lyson 209N	1+	2 DEEP or 4 MED/SHAL	Tangential	Side Hand-Crank	Variable	Steel Gears	25 GA Stainless
Maxant 3100-2	1+	2 MED/SHAL	Radial	Top Hand-Crank	Variable	Pulley	20 GA Stainless
Lyson 4 Frame Combo	1+	2 DEEP or 4 MED/SHAL	Tangential	Side Hand-Crank	Variable	Steel Gears	25 GA Stainless
Maxant 3100-6	5+	3 DEEP or 6 MED/SHAL	Radial/Tangential	Top Hand-Crank	Variable	Pulley	20 GA Stainless
Maxant 3100-6P	5+	3 DEEP or 6 MED/SHAL	Radial/Tangential	120V Motorized	Variable (Rheostat)	Worm Gear	20 GA Stainless
Lyson W229	5+	12 MED/SHAL	Radial	Side Hand-Crank	Variable	Steel Gears	24 GA Stainless
Lyson W229M	5+	12 MED/SHAL	Radial	120V Motorized	Variable	Pulley	24 GA Stainless
Maxant 1400	10+	10 DEEP or 20 MED/SHAL	Radial	120V Motorized	Variable (Slip-clutch)	Pulley	20 GA Stainless
Lyson 216	10+	8 DEEP or 20 MED/SHAL	Radial	120V Motorized	Variable (Digital)	Pulley	24 GA Stainless
Lyson 230 Premium	10+	8 DEEP or 20 MED/SHAL	Radial	120V Motorized*	Variable (Digital)	Pulley	22 GA Stainless
Lyson 218	15+	24 DEEP or 30 MED/SHAL	Radial	120V Motorized*	Variable (Digital)	Pulley	24 GA Stainless
Lyson Commercial 30	15+	24 DEEP or 30 MED/SHAL	Radial	120V Motorized*	Programmable	Steel Gear	22 GA Stainless
Lyson Commercial 42	20+	42 DEEP/MED/SHAL	Radial	120V Motorized*	Programmable	Steel Gear	22 GA Stainless
Lyson Commercial 56	30+	56 DEEP/MED/SHAL	Radial	120V Motorized*	Programmable	Steel Gear	22 GA Stainless
Lyson Mini Line	100+	40 DEEP/MED/SHAL	Horizontal Radial	240V Motorized*	Programmable	<i>See page 84 for full details.</i>	
Lyson Automatic Line	500+	80 DEEP/MED/SHAL	Horizontal Radial	240V Motorized*	Programmable	<i>Call us for more information.</i>	
Custom Extractor	<i>Contact us with your requirements! Email <a href="mailto:lyson@betterbee.com">lyson@betterbee.com</a> or call us at 800-632-3379.</i>						



### Lyson 50L Bottling Tank

Single-walled, unheated stainless steel tank with cover. Comes with a 1-1/4" stainless honey gate. Holds an estimated 50 L or 13 gallons of honey, roughly 150 lbs.

**Options:**

- > 0.7 mm/25 Mesh Internal Sieve
- > Handle Kit

- LYHP7034NK** Lyson 50L Tank & Cover ..... \$129.95
- LYHPSIEVE3070L** Sieve ..... \$75.25
- LYHPUCHWYTODS3070** Handle Kit .. \$25.00

### Lyson 40 Gallon Bottling Tank

Holds 40 gallons (150 liters) of honey and features premium stainless steel and a conical bottom.

- > Contains a drum, cover and round stand
- > The conical bottom allows complete draining of the honey — without tipping the tank!
- > Welded stainless pipe connected to the conical bottom
- > Stainless gate with rubber seal.

- LYHPW75P** Lyson 40 Gallon Settling Tank ..... \$399.95

### Nylon Honey Gate



This heavy-duty nylon honey gate is 1-1/4" with gaskets and stainless steel hardware. This gate quickly turns the flow of honey on and off, making it extremely easy to fill your honey jars without the sticky mess. **Note:** You MUST USE ONLY food-approved tanks when making your own honey tank.

- NG1** 1/4" Nylon Honey Gate ..... \$15.65



### Plastic Honey Gates


Make your own honey tanks with these high quality, all plastic honey gates. Color may vary. **Note:** You MUST USE ONLY food-approved tanks when making your own honey tank.

**Parts:** We have replacement gaskets and o-rings available. Call or check our website for more information.

- PG1** Plastic Honey Gate, 1-1/4 inch... \$13.85
- PG2** Plastic Honey Gate, 1-1/2 inch... \$14.88
- PG3** Plastic Honey Gate, 2 inch (for cold or creamed honey) ..... \$18.28



HEAVY DUTY!



### Lyson Dripless Bottling Valve

This heavy duty, spring loaded bottling valve works with any Lyson tank and replaces its 1-1/4" stainless steel gate.

**How it works:** Push down on the handle and honey is allowed through the valve; release and it stops without dripping. A real time saver if you've been using a plastic gate.

- LYHPW4010** Bottling Valve ..... \$129.95
- LYHPW4010SAN** Bottling Valve w/ Sanitary Coupling..... \$129.95



### Plastic Tank Combo

**CUSTOMER FAVORITE!** Includes a 5 gallon bucket with gate and sieve. Extract your honey through the sieve and let it settle in the tank overnight. Lift your tank onto a table or work-bench for easy bottling. Choose from a Filter Cone or Stainless Double Sieve (pictured). Includes lid. Six gallon combo also available — please call.

- PTCSS5** 5 GAL Tank + Stainless Sieve \$57.75
- PTCF5** 5 GAL Tank + Filter Cone.... \$37.85



### Betterbee Pail Holder

We developed this device to hold a 5- or 6-gallon pail of honey as it empties into a honey tank. Fits single-wall and water jacket tanks. All stainless construction.

**PH2** Betterbee Pail Holder ..... **\$32.99**



### Cheesecloth

Two yards of high quality grade 50, natural, cotton cheesecloth with unique, tightly woven mesh that is perfect for straining. Rinse with cold water and machine wash with unscented detergent. Can be boiled to sterilize. 36 inches wide.

**CC1** Cheesecloth ..... **\$5.69**



### Stainless Double Sieve

Made of stainless steel so will not rust. The larger screen in the upper sieve removes large debris and is removable, while the lower sieve strains out fine particles. Easily adjusts to fit any of our plastic honey tanks.

**SIE2** Stainless Double Sieve ..... **\$31.45**



### 5 Gallon Pail Opener

The fast and easy way to open 5 or 6 gallon plastic pails. Choose plastic or aluminum.

**PAIL1** Pail Opener, Plastic ..... **\$7.06**  
**PAIL2** Pail Opener, Aluminum ..... **\$8.49**



### Filter Cone

A fast, easy, and economical way to filter your honey. Fits both a 5 or 6 gallon (60 or 72 lb.) tank. Filtering is much faster in this conical shaped design. Metal rim helps hold filter bag in place.

**FC1** Filter Cone ..... **\$12.25**



### Plastic Honey Tanks

Let your extracted honey settle for two days in these sturdy, food-grade, white plastic tanks before bottling. Lids and 1-1/4 inch plastic honey gate included.

**DIMENSIONS, 60LB:** 15D x 11H  
**72LB:** 17D x 11H

**PT60G** 60 lb. Honey Tank ..... **\$25.70**  
**PT72G** 72 lb. Honey Tank ..... **\$30.85**

### The Bucket Bench

This handy device allows you to easily transfer honey from one bucket to another. Made of food grade plastic, the Bucket Bench disassembles for compact storage. The pail holder (above) is a similar device used on large stainless steel honey tanks.

**BBENCH** The Bucket Bench ..... **\$16.49**

Harvesting & Processing



### Lyson 18 Gallon Water Jacketed Bottling Tank

This tank is ideal as a honey decrystallizer or bottling tank, and can also be upgraded to make creamed honey. Adjustable 2000 watt 240V element heats the water jacket for uniform heating of your honey. Included 1-1/4" ball valve can be used directly or connected to a bottling valve (sold separately). Material is 18 gauge acid-resistant brushed stainless steel.

Add the creamer option to make a 18 gallon creaming machine. Decrystallize the honey, drain hot water and fill with cold water and start the creaming cycle.

See page 100 for details on standard creamers. Includes water temperature gauge and cover.

**Capacity:** About 18gal/220lb honey.

**LYHPW7056**  
18 Gallon Water Jacketed Bottling Tank ..... **\$799.95**

**LYHPW4010** Bottling Valve ..... **\$128.75**  
**LYHP7086M** Creaming Attachment . **\$799.95**



### Maxant 600 "4-in-1" Bottling Tank

Stainless steel construction, electrically welded, water-jacketing on bottom and sides. The 18 gauge stainless tank comes with a stainless steel no-drip honey bottling valve, water sight-glass, and thermometer. All parts are laser cut, power rolled, and seamed. The fittings are TIG welded. This model can hold 16 gallons of honey, which is about 200 lb. 25 gallon/300 lb. and 42 gallon/500 lb. tanks also available.

**Note:** When used as a wax heating tank, order with the 1" Ball Valve in place of the No-Drip Honey Valve. Please call for pricing. Ships by parcel.

**M6002** 16 gal., 200 lbs. .... **\$1,150.00**

**M6003** 25 gal., 300 lbs. .... **\$1,450.00**

**M6005** 42 gal., 500 lbs. .... **\$1,800.00**



### Lyson Heated Bottling Tank

Our heated stainless steel bottling tank can be used for bottling or decrystallization. Digitally controlled heating elements on the interior walls and floor of the tank evenly heat the honey without the need for a water jacket. Includes 1-1/4" stainless honey gate. Temperature range: 86°F (30°C) to 131°F (55°C). 120V power required. 240V power available by order. Includes LYHPW4010 Bottling Valve as an option (not shown).

**LYHP4043AK**  
50 L (13.2 gal / 159 lb) 175 Watts .... **\$899.95**

**LYHP4043DK**  
70 L (18.5 gal / 222 lb) 175 Watts .... **\$999.95**

**NEED FITTINGS OR A HOSE?**  
See [betterbee.com/fittings](http://betterbee.com/fittings) for tri-clamp (sanitary), barbed fittings, and more.



### Lyson Honey Pump

A 370 Watt motor powers this honey pump. Most often used to pump honey from a sump (or clarifying tank) to bottling tanks during extraction, but can be used for any number of uses. Has the capacity to pump up to 240 gallons/hour with a variable speed inverter control motor.

**LYHPW2021GNF**  
120V Lyson Honey Pump ..... **\$1,795.95**  
**LYHPW2021GNF230**  
240V Lyson Honey Pump ..... **\$1,625.00**





## Lyson 204001 Bottler

**CUSTOMER FAVORITE!** This honey bottler pumps, measures, and dispenses honey or creamed honey into containers. It is actuated by a foot pedal or bottle switch and pumps from a tank into containers. Bottling your crop is a breeze with this bottler.

Programmable and will dispense quantities or buckets from 4g to 45kg (100 lbs).

**True Story:** We bottled 600 lbs in a few hours without breaking a sweat.

### Features:

- > Self-priming, slow-rotating pump with silicone impeller
- > Fills about 350 1 lb jars per hour (depending on the type and density of honey).
- > Computer controlled input with digital display
- > Can be used as a pump
- > 120V / 200 W
- > 5 ft intake hose included
- > Includes foot pedal and bottle switch
- > All parts that have direct contact with honey are made of stainless steel or plastic approved for food contact.



- > Multiple customers report great success filling 2oz bears with this machine, which are otherwise very tedious to fill!

**LYHP204001**  
Lyson 204001 Bottler ..... **\$2,195.00**

## Lyson W204013 Mini-Turntable with Bottler

Same bottler head as the Lyson 204001, but with a mini-turntable. This smaller size make it easier for one person to fill, cap and box filled honey jars. 120V. Sits on table or desk.

**Upgrade:** Mini-Table can be purchased separately as an upgrade if you already own the Lyson 204001 Bottler. Call for more information.

**DIMENSIONS:** 19D x 25H x 31L

**LYHPW204013**  
Mini Table & Bottler ..... **\$3,799.00**



## Lyson W204002 Automatic Turn Table with Bottler

Same bottler head as the Lyson 204001, but with an automatic turn table. The turn table is divided into two parts: one that holds empty jars and one that holds filled jars ready for caps. Table height is adjustable and the table top is made of stainless steel. The wheels allow for easy maneuvering around the honey house. 120V.

**Upgrade:** Turn table can be purchased separately as an upgrade if you already own the Lyson 204001 Bottler. Call for more information.

**LYHPW204002** Lyson W204002 Bottler ..... **\$4,599.00**

Harvesting & Processing



## Betterbee Barrel Blanket

The blanket is thermostatically controlled and insulated, and heats the entire barrel wall from the outside. The blanket includes an adjustable digital thermostat which controls the barrel temperature to the user specified setpoint. By heating on the entire surface of your honey barrel's walls, honey is warmed and decrystallized more uniformly than with an immersion heater ("potato masher") or with a band heater but at a honey-safe temperature. Unlike most immersion heaters, the blanket only requires 120V power so it can be used anywhere.

### Specifications:

- > 36" tall by 82" long
- > Adjustable thermostat setpoint: up to 145 °F
- > Fits most 55 gallon drums (plastic or steel)
- > 780 W, 120 VAC, 50/60Hz, 6.5 amp

**HEATER2** Barrel Heater .....\$799.95

### HOW'S YOUR MOISTURE?

**There are 3 sure-fire ways to make sure your honey is RIPE:**

1. Extract a majority of honey frames that have been capped.
2. Don't leave your honey, once extracted, open. Put a lid on it!
3. Test its moisture content with a refractometer.



## Betterbee Bucket Blanket

An internal thermostat maintains blanket temperature while a layer of graphite distributes heat to the pail to avoid hot spots or burning. In our tests, the honey reached a temperature of approximately 125 to 135 °F after 24 hours of heating. If lower temperatures are desired, the heater can be unplugged when the desired temperature is obtained. The blanket is wrapped around the bucket with attached nylon strap and buckle. **Note:** Even though this heater will not burn your honey, be sure to monitor your honey to make sure you don't exceed your desired temperature.

**Tip:** When using the heater place your bucket of honey on a wooden board or on a piece of foam insulation rather than directly on a concrete floor for faster heating.

### Specifications:

- > 10" tall by 41" long
- > Fits 5 and 6 gallon buckets (plastic or steel)
- > 120 watts, 120 VAC, 50/60Hz, 1 amp

**HEATER1** Bucket Heater .....\$114.95

### WHY GRANULATION?

Granulation is a natural process that occurs when honey changes from a liquid to a solid. Many things can influence granulation, including how the honey was filtered, the amount and type of pollen in the honey, the temperature at which the honey is stored, and if the honey was heated or not. Spring honeys tend to granulate less quickly than fall honeys.



## Lyson 3210 Honey Melter

This piece of equipment is designed to heat 55 gallon barrels of honey. We affectionately call it the Potato Masher. The electronic temperature controller allows the user to set up to three heating cycles at one time. Each temperature can be set from 86°F (30°C) to 176°F (85°C). Time for each cycle can be set from 1 minute to 32 hours 59 minutes.

- > Heating coil measures 20" in diameter
- > Total height is 44"
- > Needs a 240V plug for operation
- > Includes a 24 month warranty

**LYHP3210** Lyson 3210 Honey Melter .....\$745.00



## Betterbee Honey Scale

Electronic color graders can cost hundreds of dollars. This scale is simple to use at just a fraction of the cost. Fill one of the supplied containers with honey and move it along the scale until you match the color of the honey with the color on the scale.

**SCALE1** Honey Color Scale ..... **\$32.99**



## Krud Kutter

**Finally, something that will remove propolis! What a wonderful product!**

Krud Kutter is a water-based, biodegradable, non-toxic, non-flammable concentrated cleaner that is NSF listed A1 for use in and around food processing areas. It can be used to remove propolis from feeder plugs (page 53) or extractors. There are myriad uses for this product around the honey house. Comes in 4 ounce and 32 ounce bottle. 32 ounce bottle has a spray handle and is a better value.

**KRUD32** Krud Kutter, 32 oz ..... **\$10.95**



## Misco Digital Honey Refractometer

Not all refractometers are created equal. When precision is key, this digital refractometer can't be beat. With only a drop of honey, this instrument determines the water content, regardless of temperature.

**Hint:** To prevent fermentation, honey should have a water content of less than 17.1% (Safe regardless of yeast count).

**REFT3** Misco Digital Honey Refractometer .. **\$382.00**



## Deluxe Refractometer

This stainless steel refractometer will measure the moisture in your honey from 12%-27% in half percent increments. This easy to use device has a sturdy rubber grip and comfortable eyepiece. Calibration is simple and should be done prior to each use as it is temperature dependent. The calibration will only be accurate for the ambient room temperature at which calibration was done.

A very handy device for measuring the moisture content of your honey. This is an accurate instrument that will provide years of use. Calibration fluid and directions are included.

**Did You Know:** Honey normally has a low water content. US Grade A honey must have less than 18.6% moisture. As the moisture level increases, any yeast that is in the honey could start to ferment the honey.

**REFT2** Deluxe Refractometer ..... **\$83.64**

## Calibration Fluid

(Not Pictured)

Calibration fluid for calibrating your honey refractometer. The calibration fluid is hygroscopic. This means that if left open the fluid will absorb water vapor from the air and will give you erroneous readings. Keep fluid tightly sealed when not in use. **Hint:** Go to our online description to see more information about the refractometer and calibration fluid.

**CF1** Calibration Fluid ..... **\$6.29**

Harvesting & Processing



## Lyson Honey Creamer

**AVAILABLE SIZES:**  
50L, 70L, 100L, 150L, and 200L

Spreadable, scoopable, and generally less messy than liquid honey, creamed honey is popular among those who like honey on toast, muffins or apples.

Lyson developed this machine to produce the product in bulk. The creamer mixes the honey and seed crystal on a programmed schedule with a heavy duty, variable speed AC motor. The resulting product is beautiful light creamed honey!

The mixing action evenly distributes the seed crystals throughout the honey, creating more uniformly crystallized honey. In addition, the regular mixing helps break up crystals that have grown too large. The end result is very smooth and spreadable creamed honey.

Lastly, this dedicated machine creates larger quantities of creamed honey with ease without wearing out your kitchen mixer or drill.

Includes 1.5" sanitary fitting and honey gate.

**Features:**

- > Power supply: 120V or 240V
- > Diameter: 15.75" (50 and 70L) 19.75" (100 L)
- > Maximum speed: 36 RPM

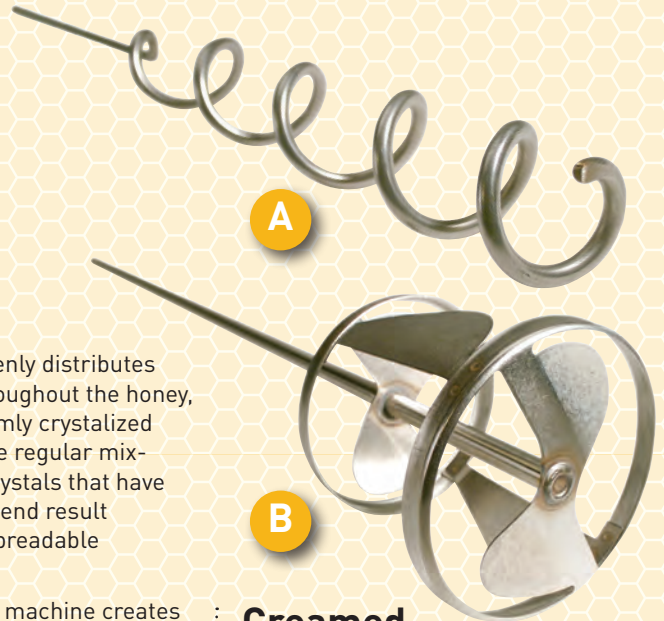
**True Fact:** Creamed honey is the most popular form of honey sold in Europe.

**POWER SUPPLY 120V:**

- LYHPW200882 50L Creamer ..... \$1,299.95
- LYHPW20088AZ 70L Creamer ... \$1,399.95

**POWER SUPPLY 240V:**

- LYHPW20080NTZ 100L Creamer . \$1,550.00
- LYHPW20080BZ 150L Creamer .. \$1,699.00
- LYHP20080CZ 200L Creamer .... \$1,799.00



## Creamed Honey Drill Attachments

**Simple tools for mixing seed crystal into honey!**

- > The creamed honey drill (A) is 22 inches long and mixes especially well and without mixing air into your creamed honey. Ideal for small batches. For use with a 3/8 inch drill.
- > The Honey Mixer (B) is available in either 21 inch or 40 inch versions. Not only mixes your honey but breaks down sugar crystals. Ideal for small batches. For use with a 1/2 inch drill.

<b>CHD1</b> Creamed Honey Drill 22 inch .....	<b>\$42.39</b>
<b>CHM21</b> Creamed Honey Mixer 21 inch .....	<b>\$74.29</b>
<b>CHM40</b> Creamed Honey Mixer 40 inch .....	<b>\$88.89</b>



## Betterbee Gourmet Creamed Honey Kit

**A GREAT WAY TO BEGIN MAKING YOUR OWN CREAMED HONEY!**

Includes a creamed honey drill, a honey pail with a 2" gate, 1 lb of seed, 12 cups, and instructions. Enough seed and cups for your first batch of about 10 pounds. We recommend using a candy thermometer for best results.

**True Fact:** Creamed honey is made by encouraging crystallization in a controlled environment. Creamed honey can also be called whipped honey, spun honey, and candied honey. There is nothing added to plain creamed honey. It is just honey. But you can add other flavors like cinnamon, if you choose.

**CHK1** Creamed Honey Kit ..... **\$79.95**

## Lyson Wax Press

**A hand-powered way to extrude excess honey from your cappings.**

Insert cappings into stainless steel tube and turn the handle to press out honey. Honey drains to the stainless steel plate and into a bucket you place under the press. Red painted steel supports the press.

**DIMENSIONS:** 15D x 27H

**LYHPW4082** Lyson Wax Press ..... \$349.95



## Make use of your burr comb

Local wax products can fetch a premium price at the market in candles, salves, and lip balms. Don't leave the burr comb in the yard to gather in the soles of your boots. Instead, collect and process this valuable resource!



↖ BEFORE ↗



↖ AFTER ↗

### FILTER WISDOM:

Use a **Filter Cone** (page 95) to filter your melted wax. When the filtering process is complete, place the cone in the freezer for a few hours, remove and simply break the leftover wax off the cone. Fast and easy!

## Lyson Solar Wax Melter

**Use the sun to process your wax!**

Corrugated, insulated cover traps heat. Place cappings in stainless steel tray, place melter in hot summer sun and let the sun do the work. Wax drips into two bread pans creating cakes of wax (included).

**DIMENSIONS:** 16D x 8H x 24L

**LYHPW3247**

Lyson Solar Wax Melter ..... \$129.95



Harvesting & Processing



The final product: **Dry cappings** — ready to be refined!



Harvesting & Processing

## Lyson Wax Cappings Extruder

The slow-rotating screw, made of durable high density plastic, compresses the cappings while allowing the liquid honey to escape through the perforated cylinder.

Compressed wax exits the end of the screw and is ready for further processing. Honey drips into removable sieve trays and then into a holding tank for discharge to your tank.

Extruders are rated by the weight of wet cappings (honey plus wax) that can be processed per hour. For example the 100 Kg extractor will process on average 100 kg or 220 pounds per hour. Caster wheels are included for easy movement of the unit.

**Note:** Maximum through-put and dryness of the extruded wax depends on the honey content of the cappings or honey comb.

**Shipping:** All sizes ship by LTL or may be picked up in Greenwich, NY.

- LYHPW20970 50 kg/hr ..... \$2,595.00
- LYHPW20966 100 kg/hr (120V) ... \$4,595.00
- LYHPW20965 200 kg/hr (240V) ... \$6,795.00

## Lyson Honey Dehydrator

Honey with moisture levels greater than 19% will ferment and is not marketable. This dehydrator removes water from honey as a batch process, using warm air and rotating plates. The machine features adjustable rotation speed and adjustable temperature setpoint. A color LCD screen and control panel gives the operation control of the process.

Up to 3% of moisture can be removed from honey in 10-12 hours of work (depending on ambient conditions, honey, and settings).

- LYHPW4020 150 kg Honey Dehydrator ..... \$6,100.00
- LYHPW4021 300 kg Honey Dehydrator ..... \$7,300.00



## Maxant 3900 Wax Processing Tank

**THE TANK OF MANY USES.** You can use it as an Uncapping Tank, a Wax Cleaning & Filtering Tank, or to liquify pails of crystallized honey (see Hint 1 below).

Comprised of a single wall stainless vessel with a heating element and stainless guard. The heating element needs to be immersed in water. Simply place your cappings in the tank with some water, bring to a low boil, and let settle. Pure wax can be poured off the tank into bricks for future processing.

- M3900 Wax Processing Tank ..... \$699.00

# CONTAINERS & LABELS

Everything you need to  
store and sell your honey!



## Honey, wait, did you say, **HONEY WEIGHT?**

One of the questions we are most frequently asked is, “**What is honey weight?**” As you already know, honey has a different density than water. Even batch to batch, honey varies in density. In the English system of measurements, “ounce” is used for both weight AND volume, which is OK if you are measuring water, but confusing if you are measuring honey. Honey will be around 40% heavier than water (depending on the moisture content of your honey). This means 1 fluid ounce of honey will weigh about 1.4 ounces. **Legally, honey is sold by weight!**

## Why our containers are listed by **honey weight**, not water weight, and not just by volume.

To help provide more information to our customers, we conducted an informal, non-scientific test to measure the honey weight and volume of each of our containers. We measured each container to the “fill line” or “bead” of the container (the rim that protrudes from the base of the neck, right below the threads. You’ll find both **> HONEY WEIGHT** and **> VOLUME** under each item.

### We did this to help you in three important ways:

- 1. Buy the right number of containers:** People use our advertised descriptions to estimate how many containers to buy. Providing accurate information means fewer dissatisfied customers because they get the right number of containers.
- 2. Put the correct weight on a jar:** If people fill jars with honey and sell it as if it weighs more than it does, there could be legal problems.
- 3. Charge appropriately for the honey they are delivering:** If people fill jars with honey and sell it as if it weighs less than it does, they can be losing money.

# HONEY CONTAINERS + LABELS | BOTTLES

## Premium Quality Plastic Honey Bottles

100%  
BPA  
FREE

These plastic honey bottles look just like glass. They all take the same 38mm lids, so you have your choice of white plastic caps, Hi-Flo Spouts (black, yellow or red), Fliptop Lids (red, yellow, gold, black, white) or Dripless Lids (red, black, or yellow). See page 112 for lids.

**FREE SHIPPING:** All container item codes labeled **FREESHIP** include FREE Shipping and must be placed on a separate order when ordering over the web.



### WE OFFER YOU FOUR CHOICES FOR TOPPING YOUR CONTAINERS:

1. Fliptop Lid, 2. Hi-Flo Spout, 3. Dripless Lid and 4. White Cap. They all fit our Plastic Bears (flat and round belly) and Premium Quality Plastic Honey Bottles.

See page 112 for details.

### CARDBOARD CASES FOR PREMIUM BOTTLES (HOLDS 12)



<b>BOX80Z</b> Case for 8 oz. bottles	
1-24 cases.....	\$1.39 ea
25+ cases.....	\$1.14 ea
<b>BOX160Z</b> Case for 16 oz. bottles	
1-24 cases.....	\$1.49 ea
25+ cases.....	\$1.29 ea
<b>BOX320Z</b> Case for 32 oz. bottles	
1-24 cases.....	\$1.69 ea
25+ cases.....	\$1.44 ea

Containers & Labels

#### 8 OZ PLASTIC HONEY BOTTLES

- > Honey Weight: **8.4 oz.**
- > Volume: **167 mL**

<b>PHB8</b> 8 oz Plastic Bottle, NO CAP	
1-11 Bottles .....	\$0.75 ea
12+ Bottles .....	\$0.50 ea
<b>FT</b> Fliptop Lid .....	add \$0.14 ea
<b>HF</b> Hi-Flo Spout .....	add \$0.20 ea
<b>C38MM</b> White Plastic Lid .....	add \$0.09 ea
<b>DL1</b> Dripless Lid .....	add \$0.26 ea
<b>PHB8BULK</b> <b>FREESHIP</b> Bulk of 200 w/ Fliptop Lid.....	\$133.00 (29¢ ea)
<b>PHB8C</b> Case of 550 NO CAP .....	\$161.70 (29¢ ea)

#### 1 LB PLASTIC HONEY BOTTLES

- > Honey Weight: **1 lb.**
- > Volume: **326 mL**

<b>PHB1</b> 1 lb Plastic Bottle, NO CAP	
1-11 Bottles .....	\$0.81 ea
12+ Bottles .....	\$0.56 ea
<b>FT</b> Fliptop Lid .....	add \$0.14 ea
<b>HF</b> Hi-Flo Spout .....	add \$0.20 ea
<b>C38MM</b> White Plastic Lid .....	add \$0.09 ea
<b>DL1</b> Dripless Lid .....	add \$0.26 ea
<b>PHB1BULK</b> <b>FREESHIP</b> Bulk of 100 w/ Fliptop Lid.....	\$80.00 (80¢ ea)
<b>PHB1C</b> Case of 321 NO CAP .....	\$129.05 (40¢ ea)

#### 2 LB PLASTIC HONEY BOTTLES

- > Honey Weight: **2.1 lbs.**
- > Volume: **656 mL**

<b>PHB2</b> 2 lb Plastic Bottle, NO CAP	
1-11 Bottles .....	\$1.05 ea
12+ Bottles .....	\$0.80 ea
<b>FT</b> Fliptop Lid .....	add \$0.14 ea
<b>HF</b> Hi-Flo Spout .....	add \$0.20 ea
<b>C38MM</b> White Plastic Lid .....	add \$0.09 ea
<b>DL1</b> Dripless Lid .....	add \$0.26 ea
<b>PHB2BULK</b> <b>FREESHIP</b> Bulk of 50 w/Fliptop Lid .....	\$59.50 (\$1.19 ea)
<b>PHB2C</b> Case of 168 NO CAP .....	\$102.85 (61¢ ea)



# BOTTLES + BEARS | HONEY CONTAINERS + LABELS



## Clear Skep Bottles

These clear PET bottles are available in 1 lb. and 1-1/2 lb. sizes; they make an impressive container and use our small rectangular labels. Takes a 38mm cap (see page 112), and available with your choice of Hi-Flo Spouts (black, yellow or red), Fliptop Lids (red, yellow, gold, black or white) or Dripleless Lids (red, yellow or black).

### 16 OZ CLEAR SHEP BOTTLES

- > Honey Weight: **16.9 oz.**
- > Volume: **337 mL**

**CSB16** Clear Skep Bottle, NO LID  
 1-11 Bottles ..... **\$0.90** ea  
 12+ Bottles ..... **\$0.65** ea

**FT** Fliptop Lid ..... add **\$0.14** ea  
**HF** Hi-Flo Spout ..... add **\$0.20** ea  
**C38MM** White Plastic Lid ..... add **\$0.09** ea  
**DL1** Dripleless Lid ..... add **\$0.26** ea

**CSB16BULK** **FREESHIP** Bulk of 100  
 w/ Fliptop Lid ..... **\$94.00** (94¢ ea)

**CSB16C** Case of 175  
 NO LID ..... **\$119.90** (69¢ ea)

### 24 OZ CLEAR SHEP BOTTLES

- > Honey Weight: **24.6 oz.**
- > Volume: **490 mL**

**CSB24** Clear Skep Bottle, NO LID  
 1-11 Bottles ..... **\$0.99** ea  
 12+ Bottles ..... **\$0.74** ea

**FT** Fliptop Lid ..... add **\$0.14** ea  
**HF** Hi-Flo Spout ..... add **\$0.20** ea  
**C38MM** White Plastic Lid ..... add **\$0.09** ea  
**DL1** Dripleless Lid ..... add **\$0.26** ea

**CSB24C** Case of 130  
 NO LID ..... **\$92.40** (71¢ ea)

## FREESHIP

All container item codes labeled **FREESHIP** include Free Shipping and must be placed on a separate order when ordering over the web.



## Betterbee **FREESHIP** Plastic Container Variety Pack

Provide your customers a variety of options in honey packaging. You get one box filled with a selection of 9 different containers.

### FREE LABELS:

Includes FREE Skep labels for all containers. These labels are not available for custom printing.

### Includes all of the following:

- > 8 oz. Honey Jars (12)
- > 12 oz. Flat Panel Honey Bears (16)
- > 12 oz. Round Belly Honey Bears (16)
- > 16 oz. Skep Bottles (6)
- > 1 lb. Honey Jars (12)
- > 1 lb. Upside Down Honey Bottle (3)
- > 24 oz. Skep Bottles (6)
- > 2 lb. Honey Jars (6)
- > 5 lb. Clear Plastic Jugs\* (6)
- > Fliptop Lids (74), Dripleless Lids (3)
- > 53mm Caps (6)

\* This is the only plastic container we sell that contains BPA.

**BAL1BULK** **FREESHIP** Variety Pack . . **\$79.95**

## Betterbee **NMOD UPSIDE** Honey Bottle

- > Honey Weight: **1 lb.**
- > Volume: **331 mL**

The large lid provides a stable surface on which the bottle rests. The rubber diaphragm makes for a leak free cap and instantly seals after the squeeze. No more waiting, just squeeze and go. Choose from red, black, or yellow cap. **Note:** This bottle is only available with the dripleless lid.



**UDHB** Upside-Down Bottle w/Cap  
 1-11 Bottles ..... **\$1.07** ea  
 12+ Bottles ..... **\$0.82** ea

**UDHBBULK** **FREESHIP** Bulk of 100  
 w/ Dripleless Cap ..... **\$97.00** (97¢ ea)

**UDHBC** Case of 364  
 NO LID ..... **\$171.45** (47¢ ea)

## 3 lb. Embossed Jar

- > Honey Weight: **3.1 lbs.**
- > Volume: **988 mL**

Embossed hex design enhances these eye-catching 3 lb PET jars. Features double indented handles for ease of pouring. Takes a 38mm cap. See page 112 for colors and styles available.



**EJ3** 3 lb. Embossed Jar, NO LID  
 1-11 Jars ..... **\$1.49** ea  
 12+ Jars ..... **\$1.29** ea

**FT** Fliptop Lid ..... add **\$0.14** ea  
**HF** Hi-Flo Spout ..... add **\$0.20** ea  
**C38MM** White Plastic Lid ..... add **\$0.09** ea  
**DL1** Dripleless Lid ..... add **\$0.26** ea

**EJ3C** Case of 126  
 NO LID ..... **\$119.29**

Containers & Labels

## Flat Panel Honey Bears

Stick on a honey label and you're set to go. Flat panels on FRONT and BACK. (except 6 oz.). Comes in sizes: 6 oz, 8 oz, 12 oz, 16 oz, and 24 oz. The 38mm top provides you the following cap choices: Hi-Flo Spouts (black, yellow or red), Fliptop Lids (red, yellow, gold, black or white), or white caps. Labels not included!

100% BPA FREE



### 6 OZ FLAT PANEL HONEY BEARS

> Honey Weight: 6.9 oz.  
> Volume: 137 mL

- FPB6** 6 oz Flat Bear, NO LID
  - 1-11 Bottles .....\$0.72 ea
  - 12+ Bottles .....\$0.44 ea
- FT** Fliptop Lid ..... add \$0.14 ea
- HF** Hi-Flo Spout ..... add \$0.20 ea
- C38MM** White Plastic Lid .... add \$0.09 ea
- DL1** Dripleless Lid ..... add \$0.26 ea
- FPB6BULK FREESHIP** Bulk of 200 w/ Fliptop Lid\*..... \$137.00 (69¢ ea)
- FPB6C** Case of 600 NO CAP ..... \$189.15 (32¢ ea)

### 8 OZ FLAT PANEL HONEY BEARS

> Honey Weight: 8.5 oz.  
> Volume: 169 mL

- FPB8** 8 oz Flat Bear, NO LID
  - 1-11 Bottles .....\$0.79 ea
  - 12+ Bottles .....\$0.54 ea
- FT** Fliptop Lid ..... add \$0.14 ea
- HF** Hi-Flo Spout ..... add \$0.20 ea
- C38MM** White Plastic Lid .... add \$0.09 ea
- DL1** Dripleless Lid ..... add \$0.26 ea
- FPB8BULK FREESHIP** Bulk of 170 w/ Fliptop Lid\*..... \$130.60 (77¢ ea)
- FPB8C** Case of 525 NO CAP ..... \$166.35 (32¢ ea)

### 12 OZ FLAT PANEL HONEY BEARS

> Honey Weight: 12.1 oz.  
> Volume: 241 mL

- FPB12** 12 oz Flat Bear, NO LID
  - 1-11 Bottles .....\$0.79 ea
  - 12+ Bottles .....\$0.54 ea
- FT** Fliptop Lid ..... add \$0.14 ea
- HF** Hi-Flo Spout ..... add \$0.20 ea
- C38MM** White Plastic Lid .... add \$0.09 ea
- DL1** Dripleless Lid ..... add \$0.26 ea
- FPB12BULK FREESHIP** Bulk of 120 w/ Fliptop Lid\*..... \$96.60 (81¢ ea)
- FPB12C** Case of 400 NO CAP ..... \$114.35 (29¢ ea)

### 16 OZ FLAT PANEL HONEY BEARS

> Honey Weight: 16 oz.

- FPB16** 16 oz Flat Bear, NO LID
  - 1-11 Bottles .....\$0.86 ea
  - 12+ Bottles .....\$0.61 ea
- FT** Fliptop Lid ..... add \$0.14 ea
- HF** Hi-Flo Spout ..... add \$0.20 ea
- C38MM** White Plastic Lid .... add \$0.09 ea
- DL1** Dripleless Lid ..... add \$0.26 ea
- FPB16BULK FREESHIP** Bulk of 90 w/ Fliptop Lid\*..... \$82.50 (92¢ ea)
- FPB16C** Case of 240 NO CAP ..... \$108.05 (45¢ ea)

## Classic Round Belly Honey Bears



100% BPA FREE

The honey bear you remember as a child. The 38mm top provides you the following cap choices: Hi-Flo Spouts (black, yellow or red), Fliptop Lids (red, yellow, gold, black or white), or white caps.

### 12 OZ ROUND BELLY HONEY BEAR CLEAR PET PLASTIC

- > Honey Weight: 12 oz.
- > Volume: 240 mL
- RBB12** 12 oz Round Belly Bear, NO LID
  - 1-11 Bottles .....\$0.79 ea
  - 12+ Bottles .....\$0.54 ea
- FT** Fliptop Lid ..... add \$0.14 ea
- HF** Hi-Flo Spout ..... add \$0.20 ea
- C38MM** White Plastic Lid .... add \$0.09 ea
- DL1** Dripleless Lid ..... add \$0.26 ea
- RBB12C** Case of 285 NO LID..... \$104.85 (37¢ ea)

### 32 OZ ROUND BELLY HONEY BEAR OPAQUE LDPE PLASTIC

- > Honey Weight: 31.9 oz.
- > Volume: 635 mL
- RBB32** 32 oz Round Belly Bear, NO LID
  - 1-11 Bottles .....\$2.08 ea
  - 12+ Bottles .....\$1.83 ea
- FT** Fliptop Lid ..... add \$0.14 ea
- HF** Hi-Flo Spout ..... add \$0.20 ea
- C38MM** White Plastic Lid .... add \$0.09 ea
- DL1** Dripleless Lid ..... add \$0.26 ea
- RBB32C** Case of 100 NO LID..... \$141.65 (\$1.42 ea)

### 24 OZ FLAT PANEL HONEY BEARS

- > Honey Weight: 24.4 oz.
- > Volume: 487 mL
- FPB24** 24 oz Flat Bear, NO LID
  - 1-11 Bottles .....\$0.87 ea
  - 12+ Bottles .....\$0.62 ea
- FT** Fliptop Lid ..... add \$0.14 ea
- HF** Hi-Flo Spout ..... add \$0.20 ea
- C38MM** White Plastic Lid .... add \$0.09 ea
- DL1** Dripleless Lid ..... add \$0.26 ea
- FPB24BULK FREESHIP** Bulk of 50 w/ Fliptop Lid\*..... \$53.00 (\$1.06 ea)
- FPB24C** Case of 195 NO CAP ..... \$105.45 (54¢ ea)

Containers & Labels

**DISHWASHER SAFE?**

**Caution!** Please do NOT wash any plastic container in the dishwasher. The temperature is simply too high. Hand-wash only.

**The "Mini" Flat Panel Bear**



100% BPA FREE

> Honey Weight: **2.4 oz.**  
> Volume: **47 mL**

Our 2 oz "mini" bear is the perfect favor for weddings and showers, makes great samples to give away, and is ideal for "impulse buys" at the farm stand. Yellow or black caps are available. No other colors available. Labels not included.

**FPB2** Mini Flat Panel Bear w/Cap  
1-11 Bears ..... **\$0.84** ea  
12+ Bears ..... **\$0.59** ea

**FPB2F** Flat of 160 Bears ... **\$71.25** (44¢ ea)

**FPB2C** Case of 800 Bears . **\$327.15** (41¢ ea)

**Round Belly Honey Bear Collars**



**CLASSIC HONEY ITEM!** The best way to label our Classic Round Belly Bears. Yellow, heavy-weight paper.

**BC12** 12 oz Bear Collar, 50 Pack  
1-9 Packs ..... **\$3.59** ea  
10+ Packs ..... **\$3.09** ea

**BC32** 32 oz Bear Collar, 50 Pack  
1-9 Packs ..... **\$3.59** ea  
10+ Packs ..... **\$3.09** ea

**Creamed Honey Cups + Lids**



100% BPA FREE

**HOLDS A FULL POUND!** Plastic cups with imprinted sides. The wide cover makes them easy to fill.

**CUP1** Individual Cup w/Lid ..... **\$0.98** ea  
**CUP100PK** 100 Cups w/Lids ..... **\$79.95**  
**CUP1000PK** 1,000 Cups w/Lids... **\$489.69**

**5 lb. Clear Plastic Jug**



> Honey Weight: **5.1 lbs.**  
> Volume: **1,620 mL**

Fills easily, pours well, and shows off your honey in a functional container. The smaller neck controls the flow. Because of the narrow neck, more light passes through honey, making honey look as luminous as the day you harvested it. Includes White 53mm cap. This jug is not BPA free.

**RPBJ5** 5 lb. Clear Jug w/CAP ..... **\$2.85** ea  
**RPBJ5C** Case of 18 Jugs w/CAP ... **\$48.58**

**EZ Grip Honey Cube**

100% BPA FREE



> Honey Weight: **2.8 lbs.**  
> Volume: **882 mL**

Easy to handle gripper jar. Also ideal for displaying pollen. Made of clear PET plastic. 89mm Cap included. Gold metal cap available.

**EZG** EZ Grip Honey Cube w/Cap  
1-11 Cubes ..... **\$1.80** ea  
12+ Cubes ..... **\$1.55** ea

**Plastic Honey Pail + Lid**

100% BPA FREE



Sell your honey in bulk in these food grade plastic, standard honey containers. Available in 1, 2, 5 and 6 gallon sizes. **Note:** Label not included.

**HP1** 1 Gallon Plastic Honey Pail + Lid  
1-9 Pails + Lid ..... **\$3.86** ea  
10+ Pails + Lid ..... **\$3.56** ea

**HP2** 2 Gallon Plastic Honey Pail + Lid  
1-9 Pails + Lid ..... **\$5.92** ea  
10+ Pails + Lid ..... **\$5.57** ea

**HP5** 5 Gallon Plastic Honey Pail + Lid  
1-9 Pails + Lid ..... **\$10.25** ea  
10+ Pails + Lid ..... **\$10.00** ea

**HP6** 6 Gallon Plastic Honey Pail + Lid  
1-9 Pails + Lid ..... **\$16.63** ea  
10+ Pails + Lid ..... **\$15.63** ea

**5 lb. Round Plastic Bottle**



100% BPA FREE

> Honey Weight: **5.2 lbs.**  
> Volume: **1,659 mL**

These bottles are made from crystal clear PET plastic. Cap: 110mm.

**RPB5C** 5 lb. Bottle w/CAP  
Case of 6 ..... **\$15.85** (\$2.64 ea)

**RPB5** 5 lb. Bottle, NO.CAP  
Case of 6 ..... **\$13.45** (\$2.24 ea)

**5 lb. Plastic Honey Pail**



100% BPA FREE

**A TRUE AMERICAN CLASSIC!**

Colorful, plastic honey pail with sturdy, easy-carry handles and snap-tight lids.

**AHP5** 5 lb. Honey Pail ..... **\$2.95**  
**AHP5C** Case of 200 Pails ..... **\$459.39**

**1 Gallon Handled Plastic Honey Jug**



100% BPA FREE

> Honey Weight: **12.9 lbs.**  
> Volume: **4,072 mL**

**GREAT AT FARM STANDS!** Features an easy to carry and easy to pour handle. 63mm special Cap included.

**HJUG1** 1 Gallon Jug w/Cap  
1-49 Jugs ..... **\$2.45** ea  
50+ Jugs ..... **Call for Prices**

**1 Gallon Plastic Honey Jug**



100% BPA FREE

> Honey Weight: **11.8 lbs.**  
> Volume: **3,748 mL**

Translucent (not clear). Includes an 89 mm cap. Gold metal cap available.

**GJ1** 1 Gallon Jug w/Cap  
1-11 Jugs ..... **\$2.45** ea  
12+ Jugs ..... **\$2.25** ea  
Case of 48 Jugs .. **Call for Prices**

Containers & Labels

## WHY GLASS?

Did Cinderella wear a plastic slipper? Some beekeepers will only store their honey in glass bottles. Reasons vary, but one perk is that storing honey in glass bottles ensures a long shelf life, as long as your glass bottles are sealed and air tight.

2  
LB

1  
LB

8  
OZ



## 1 lb. Tall Round Glass Jar

- > Honey Weight: **17.6 oz.**
- > Volume: **349 mL**

Many clever honey producers use this jar for both extracted and creamed honey. The wide mouth design also makes it great for chunk honey.

- TRB1C** 1 lb Tall Glass w/63mm White Cap  
Case of 12 Jars ..... **\$8.04**
- w/ White Plastic/Pressure Seal ... add **\$1.08**
  - w/ White Metal Cap ..... add **\$1.32**
  - w/ Gold Metal Cap ..... add **\$1.44**
  - NO Cap ..... subtract **\$1.80**



## 5 lb. Round Glass Jar

- > Honey Weight: **5.1 lbs.**
- > Volume: **1,644 mL**

The "standard" honey jar for bulk sales.

- RB5C** 5 lb Glass w/70g White Cap  
Case of 6 Jars ..... **\$17.44**
- w/ White Plastic/Pressure Seal ... add **\$0.24**
  - w/ White Metal Cap ..... add **\$0.24**
  - w/ Gold Metal Cap ..... add **\$0.24**
  - NO Cap ..... subtract **\$1.32**

## Classic Glass Jars

**A TRUE CLASSIC!** These jars are always popular and showcase the color and clarity of your honey.

### 8 OZ CLASSIC GLASS JARS

- > Honey Weight: **8.4 oz.**
- > Volume: **167 mL**

- CB8C** 8 oz Glass w/48mm White Cap  
Case of 24 Jars ..... **\$17.31**
- w/ White Plastic/Pressure Seal ... add **\$0.48**
  - w/ White Metal Cap ..... add **\$1.68**
  - w/ Gold Metal Cap ..... add **\$2.40**
  - NO Cap ..... subtract **\$2.88**

### 1 LB CLASSIC GLASS JARS

- > Honey Weight: **1 lb.**
- > Volume: **318 mL**

- CB1C** 1 lb Glass w/48mm White Cap  
Case of 24 Jars ..... **\$16.40**
- w/ White Plastic/Pressure Seal ... add **\$0.48**
  - w/ White Metal Cap ..... add **\$1.68**
  - w/ Gold Metal Cap ..... add **\$2.40**
  - NO Cap ..... subtract **\$2.88**

### 2 LB CLASSIC GLASS JARS

- > Honey Weight: **2.1 lb.**
- > Volume: **654 mL**

- CB2C** 2 lb Glass w/63mm White Cap  
Case of 12 Jars ..... **\$13.43**
- w/ White Plastic/Pressure Seal ... add **\$1.08**
  - w/ White Metal Cap ..... add **\$1.32**
  - w/ Gold Metal Cap ..... add **\$1.44**
  - NO Cap ..... subtract **\$1.80**

8  
OZ



12  
OZ

16  
OZ

### Small Round Glass Jars

**ANOTHER BIG HIT WITH THE GIFT MARKET.** Great for extracted and creamed honey alike. Available in 3 sizes.

#### 8 OZ SMALL ROUND GLASS JARS

- > Honey Weight: **9.1 oz.**
- > Volume: **178 mL**

**RB8C** 8 oz Round w/ 63mm Cap  
Case of 12 Jars ..... **\$10.99**

- w/ White Plastic/Pressure Seal ... add **\$1.08**
- w/ White Metal Cap ..... add **\$1.32**
- w/ Gold Metal Cap ..... add **\$1.44**
- NO Cap ..... subtract **\$1.80**

#### 12 OZ SMALL ROUND GLASS JARS

- > Honey Weight: **12 oz.**
- > Volume: **241 mL**

**RB12C** 12 oz Round w/ 70mm Cap  
Case of 12 Jars ..... **\$9.89**

- w/ White Metal Cap ..... add **\$1.32**
- w/ Gold Metal Cap ..... add **\$1.44**
- NO Cap ..... subtract **\$2.28**

#### 16 OZ SMALL ROUND GLASS JARS

- > Honey Weight: **15.8 oz.**
- > Volume: **323 mL**

**RB16C** 12 oz Round w/ 83mm Cap  
Case of 12 Jars ..... **\$11.15**

- w/ Gold Metal Cap ..... add **\$1.80**
- NO Cap ..... subtract **\$3.12**

8  
OZ



5  
OZ

12  
OZ



8  
OZ



2  
OZ



### Hex Glass Jars

**VERY POPULAR FOR GIFTS AND GOURMET PRODUCTS.** They come packed in cases for easy marketing. Gold Metal Lug Thread Caps included. Additional caps may be purchased separately.

#### 2 OZ HEX GLASS JARS

- > Honey Weight: **2 oz.**
- > Volume: **40 mL**

**HX2C** 2 oz Glass Hex w/Cap  
Case of 24 Jars ..... **\$12.04**

#### 5 OZ HEX GLASS JARS

- > Honey Weight: **5.2 oz.**
- > Volume: **104 mL**

**HX5C** 5 oz Glass Hex w/Cap  
Case of 12 Jars ..... **\$9.15**

#### 8 OZ HEX GLASS JARS

- > Honey Weight: **8.9 oz.**
- > Volume: **174 mL**

**HX8C** 8 oz Glass Hex w/Cap  
Case of 12 Jars ..... **\$10.91**

#### 12 OZ HEX GLASS JARS

- > Honey Weight: **13 oz.**
- > Volume: **255 mL**

**HX12C** 8 oz Glass Hex w/Cap  
Case of 12 Jars ..... **\$11.22**

### YOUR TIME IS VALUABLE!

Save some time and speed up the process of bottling your honey by using a **Lyson Bottling Machine**. Check out the full selection on **page 97**. See our bottling tanks and supplies on **pages 94-96**.



16  
OZ

8  
OZ

4  
OZ

## Muth Jars

### THE FIRST HONEY JAR!

This is an exact reproduction of the Muth jar developed by Charles Muth of Cincinnati, Ohio in the 19th century. It was the first jar produced specifically for honey. Embossed design and cork closure makes this jar special. Extra corks available.

### 4 OZ MUTH GLASS JAR

- > Honey Weight: **4.3 oz.**
- > Volume: **85 mL**

**MUTH4C** 4 oz Muth w/ Cork  
Case of 36 Jars ..... **\$34.95**

### 8 OZ MUTH GLASS JAR

- > Honey Weight: **8.6 oz.**
- > Volume: **172 mL**

**MUTH8C** 8 oz Muth w/ Cork  
Case of 12 Jars ..... **\$13.75**

### 1 LB MUTH GLASS JAR

- > Honey Weight: **17.5 oz.**
- > Volume: **347 mL**

**MUTH1C** 1 lb Muth w/ Cork  
Case of 12 Jars ..... **\$16.95**



## 4 lb. Queenline Jar

- > Honey Weight: **4.1 lbs.**
- > Volume: **297 mL**

The 4 pound queenline is a beautiful large bottle which shows off the color and clarity of your honey.

**QL4C** Queenline w/70G White Cap  
Case of 6 Jars ..... **\$14.75**  
w/ White Plastic/Pressure Seal ... add **\$0.24**  
w/ White Metal Cap ..... add **\$0.24**  
w/ Gold Metal Cap ..... add **\$0.24**  
NO Cap ..... subtract **\$1.32**

We recommend securing your muth jar corks with our **PVC Heat Shrink Sleeves** on page 113.

## Lyson Warming Cabinet

**EASILY TAKE CARE OF THAT CRYSTALLIZED HONEY!** Is your honey crystallized, but your customers want liquid? Easily fix that problem without the mess of soaking in water and destroying your labels

with the Lyson warming cabinet. It circulates warm air (up to 131 degrees F) to gradually decrystallize honey jars (works with plastic, too!). Holds about 24 1-lb or 12 2-lb jars. Ability to add another shelf for more capacity. Allow a few days to fully decrystallize.

**LYHPW204100** 90L Lyson  
Warming Cabinet .. **\$699.95**





### Half Skep Glass Jar

- > Honey Weight: **12.7 oz.**
- > Volume: **255 mL**

This clever, new design shows off your honey in a new light. Uses 58mm Gold Metal Lug Thread Caps.

**HSKEPC** 12 oz Half-Skep w/55mm Gold Lug Cap  
Case of 12 Jars ..... **\$11.45**



### 12 oz. Cylinder Hex Jar

- > Honey Weight: **12 oz.**
- > Volume: **223 mL**

Embossed hex design enhances these eye-catching jars. Comes with metal caps.

**TREM12** 12 oz. Cylinder Hex Jar .. **\$11.95**

#### MORE INFORMATION AVAILABLE ONLINE

Check out [Betterbee.com](http://Betterbee.com) for more specifics on the bottles we offer.



### Mini Half Skep Glass Jar

- > Honey Weight: **3 oz.**
- > Volume: **59 mL**

This mini skep jar is a beautiful way to show off your honey at markets or stores. Uses 43mm Gold Medal Lug Thread Caps (included).

**HSKEPMINIC** 12 oz Half Skep w/43mm Gold Lug Cap  
Case of 24 Jars ..... **\$13.95**  
NO Cap ..... subtract **\$1.45**



### 13 oz. Glass Honey Bear

- > Honey Weight: **13.4 oz.**
- > Volume: **267 mL**

**Get the honey bear look in glass.** But please don't try to squeeze him! These beautiful bears make great change jars after you have eaten all the yummy honey! Cap: 58 mm Gold Metal Lug Thread Caps.

**GB13C** 13 oz Glass Bear w/58mm Gold Lug Cap  
Case of 12 Jars ..... **\$13.50**  
NO Cap ..... subtract **\$2.00**

### NEW! Mini Glass Mason Jar

- > Honey Weight: **3 oz.**
- > Volume: **57 mL**

Our new mini glass mason jars would make the perfect baby or bridal shower favor. Comes with gold metal lids.

**MASONMINI** 3 oz. Mini Mason  
Case of 36 .. **\$22.95** (64¢ ea)



### 3 oz. Novelty Glass Jar

- > Honey Weight: **3.1 oz.**
- > Volume: **60 mL**

**THE PERFECT SAMPLER JAR.** Equally good for selling jelly and honey assortments.

**Suggestion:** With an "I Love Honey" label (pg. 123) on the cap these will sell for a premium price per pound. Also great for skin creams and salves.

**NJ1C** 3 oz Novelty w/53mm Gold Cap  
Case of 24 Jars ..... **\$15.67**



### 2-1/2 lb. Square Glass Jar

- > Honey Weight: **2.6 lbs.**
- > Volume: **839 mL**

A fancy, wide-mouth jar for extracted, chunk or creamed honey. Label not included.

**SB212C** 2-1/2 lb Square w/89mm Cap  
Case of 12 Jars ..... **\$18.95**  
NO Cap ..... subtract **\$4.44**

# HONEY CONTAINERS + LABELS | LIDS + SPOUTS + CAPS



## Fliptop Lids

Features Tamper-Evident, Safety Inner Seal — assures your customers that your honey is safe and pure.

**Fit:** Plastic Honey Bottles, Squeeze Bottle, Round Belly Bears, and Flat Panel Bears

**Colors:** Red, Yellow, Gold, White or Black *Specify color when ordering.*

**Size:** 38mm

FT1 Fliptop Lid ..... \$0.14 ea  
 FT1C Case of 1,700 ..... \$148.95 (8.8¢ ea)



## Dripless Lids

The large lid provides a stable surface on which the bottle rests. The rubber diaphragm makes for a leak-free cap and instantly seals after the squeeze. Includes a Tamper-Evident Safety Inner Seal. Can be used upside down or right side up — your choice

**Fit:** Plastic Honey Bottles, Squeeze Bottle, Round Belly Bears, and Flat Panel Bears

**Colors:** Red, Black, or Yellow. *Specify color when ordering.*

**Size:** 38mm

DL1 Dripless Lid ..... \$0.26 ea  
 DL1C Case of 850 ..... \$159.95



## Hi-Flo Lids

These lids have a larger opening for easier pouring. Includes a Tamper-Evident Safety Inner Seal.

**Fit:** Plastic Honey Bottles, Squeeze Bottle, Round Belly Bears, and Flat Panel Bears

**Colors:** Red, Black, or Yellow. *Specify color when ordering.*

**Size:** 38mm

HFS1 Hi-Flo Spout ..... \$0.20 ea  
 HFS1C Case of 1,000 ... \$144.95 (14.5¢ ea)

## FIND THE RIGHT CAP OR LID FOR YOUR CONTAINER!

Yes, we have a lot o' lids (and caps) — this chart will help you find what you need. Just find your GLASS or PLASTIC container (listed in black) and the correct size is listed in red.

### LIDS + CAPS FOR GLASS CONTAINERS:

- 1/2 lb & 1lb Classic, **48mm** > Gold Metal Cap
- 2lb Classic, **63mm** > 3 oz Novelty Jar, **53mm**
- 8 oz Round, **63mm** > White Plastic Cap
- 16 oz Tall Round, **63mm**
- 4 lb Queenline Skep, **70mm** > 2 oz Hex, **43mm lug**
- 5 lb Round, **70G** > 5 oz Hex, **48mm lug**
- Standard Mason Jar, **70G** > 8 oz Hex, **58mm lug**
- > White Plastic Cap > 12 oz Hex, **63mm lug**
- > White Plastic w/Pressure Seal > 13 oz Honey Bear, **58mm lug**
- > Gold Metal Cap > Half Skep, **58mm lug**
- > White Metal Cap > Mini Half Skep, **43mm lug**
- 12 oz Round, 70mm** > Gold Metal Lug Lid
- > White Plastic Cap
- > Gold Metal Cap
- > White Metal Cap
- 2-1/2 lb Square, 89mm**
- 16 oz Short Round, 83mm**
- > White Plastic Cap

**Muth Jar**  
 > Corks included

### LIDS + CAPS FOR PLASTIC CONTAINERS:

- 2 oz Honey Bear** > 1 lb Upside-Down Bottle, **38mm**
- > Yellow or Black Cap included > Dripless Lid
- All other Honey Bears, 38mm**
- Premium Honey Bottles, 38mm** > 1 Gal Jug, **89mm**
- Clear Skep Bottle, 38mm** > Gold Metal Lid
- 3 lb Embossed Jar, 38mm** > White Plastic Cap
- > Hi-Flo Spout
- > Dripless Lid
- > Fliptop Lid
- > White Plastic Cap
- 5 lb Jug, 53mm**
- 5 lb Round, 110mm** > White Plastic Cap
- 1 Gal Jug with Handle** > Special Cap included



# LIDS + CAPS + SLEEVES | HONEY CONTAINERS + LABELS



## White + Gold Metal Lid w/Continuous Thread

Plastisol Liner helps keep honey from leaking. Continuous thread jars have one thread that wraps around entire jar. Case quantities available, call for details.

### WHITE METAL LIDS

- M48W** 48mm White Metal Lid . . . . \$0.19 ea
- M63W** 63mm White Metal Lid . . . . \$0.19 ea
- M70GW** 70g White Metal Lid. . . . . \$0.26 ea
- M70W** 70mm White Metal Lid . . . . \$0.27 ea

### GOLD METAL LIDS

- M48GOLD** 48mm Gold Metal Lid ... \$0.22 ea
- M63GOLD** 63mm Gold Metal Lid ... \$0.27 ea
- M70GOLD** 70mm Gold Metal Lid... \$0.30 ea
- M70GGOLD** 70g Gold Metal Lid ... \$0.26 ea
- M83GOLD** 83mm Gold Metal Lid ... \$0.41 ea
- M89GOLD** 89mm Gold Metal Lid ... \$0.49 ea

## PVC Heat Shrink Jar Sleeve

Professionalize your honey packing with the same PVC sleeves that the big packers use. Slide these seals over your honey jars and shrink them with a heat gun or hair drier. Tamper evident. 200 sleeves per package.

- PVC38** 38mm PVC Sleeve . . . . . \$7.85 ea  
*for Plastic Honey Bottles + Bears*
- PVC48** 48mm PVC Sleeve . . . . . \$7.85 ea  
*for 1/2 and 1 lb Classic and 48mm jars*
- PVC53** 53mm PVC Sleeve . . . . . \$7.85 ea  
*for 5 lb Jug and 53 mm jars*
- PVC58** 58mm PVC Sleeve . . . . . \$7.85 ea  
*for 58mm hex jars*
- PVC63** 63mm PVC Sleeve . . . . . \$7.85 ea  
*for 2 lb Classic Jars and 63mm jars*
- PVC70** 70mm PVC Sleeve . . . . . \$7.85 ea  
*for 5 lb Round Jars and 70mm jars*
- PVC83** 83mm PVC Sleeve . . . . . \$7.85 ea  
*for 16 oz Small Round Glass Jars*
- PVC89** 89mm PVC Sleeve . . . . . \$7.85 ea  
*for Gallon Jars and 2-1/2 lb Square Jars*
- PVC110** 110mm PVC Sleeve . . . . . \$7.85 ea  
*for 5 lb Round Plastic Bottles*
- PVC150** 150mm PVC Sleeve . . . . . \$7.85 ea  
*for Creamed Honey Cup*
- PVCMUTH1** Muth PVC Sleeve. . . . . \$7.85 ea  
*for 1 lb Muth Jars*
- PVCMUTH8** Muth PVC Sleeve. . . . . \$7.85 ea  
*for 8 oz Muth Jars*
- PVCMUTH4** Muth PVC Sleeve. . . . . \$7.85 ea  
*for 4 oz Muth Jars*
- PVCLIP** Lip Balm PVC Sleeve. . . . . \$7.85 ea  
*for Lip Balm Tubes*

## Gold Metal Lid w/ Lug Thread

- M43GOLDLUG** 43mm Metal Lid for 2 oz Hex Jar .. \$0.19 ea
- M48GOLDLUG** 48mm Metal Lid for 5 oz Hex Jar .. \$0.19 ea
- M58GOLDLUG** 58mm Metal Lid for 8 oz Hex Jar .. \$0.22 ea  
*Also fits 13 oz Glass Bear and Half-Skep Jar*
- M63GOLDLUG** 63mm Metal Lid for 12 oz Hex Jar . \$0.24 ea  
*Case quantities available. Please call.*

**ONLY FITS:** Specialty hex jars, glass bears, and glass half skep jars.



## White Plastic Caps

These bright caps keep your jars looking great. **Hint:** Save money by ordering your jars without caps, then order these caps by the case.

- C38** 38mm White Plastic Cap . . . . . \$0.09 ea
- C38C** Case of 2,900 Caps. . . . . \$148.95 ea
- C48** 48mm White Plastic Cap . . . . . \$0.12 ea
- C48C** Case of 1,700 Caps. . . . . \$137.49 ea
- C48P** 48mm Pressure Seal Cap. . . . . \$0.14 ea
- C48PC** Case of 1,700 Caps . . . . . \$184.59 ea
- C53** 53mm White Plastic Cap . . . . . \$0.13 ea
- C53C** Case of 1,300 Caps. . . . . \$117.89 ea
- C58** 58mm White Plastic Cap . . . . . \$0.12 ea
- C63** 63mm White Plastic Cap . . . . . \$0.15 ea
- C63C** Case of 900 Caps . . . . . \$105.95 ea

- C63P** 63mm Pressure Seal Cap . . . . \$0.24 ea
- C63PC** Case of 900 Caps. . . . . \$139.99 ea
- C70** 70mm Pressure Seal Cap . . . . . \$0.19 ea
- C70C** Case of 760 Caps . . . . . \$89.99 ea
- C70G** 70g White Plastic Cap . . . . . \$0.22 ea
- C70GC** Case of 760 Caps. . . . . \$96.29 ea
- C70GP** 70g White Pressure Seal . . . \$0.26 ea
- C70GPC** Case of 560 Caps . . . . . \$119.95 ea
- C83** 83mm White Plastic Cap . . . . . \$0.26 ea
- C83C** Case of 560 Caps . . . . . \$99.79 ea
- C89** 89mm White Plastic Cap . . . . . \$0.37 ea
- C89C** Case of 580 Caps . . . . . \$141.69 ea
- C110** 110mm White Plastic Cap . . . . \$0.42 ea
- C110C** Case of 216 Caps . . . . . \$74.85 ea

Containers & Labels

LABEL YOUR PRODUCTS - YOUR WAY!

# PREMIUM QUALITY HONEY LABELS



## Your Own Completely Custom Design

Use your own photo, logo, or design to make your products stand out. Work with our design team to create something unique to your product line and your apiary! Call or email us at [labels@betterbee.com](mailto:labels@betterbee.com) to get started.



## Your Design on Clear, Gold, or Kraft Labels

These modern and sophisticated GOLD, CLEAR, and KRAFT labels have nothing pre-printed on them, which means they can be used for practically anything you need to label.

## Your Information on Full-Color Labels

We offer a wide variety of label designs to help you appeal to your individual market. Whether you are gifting your honey or selling it to grocery stores, we have the label to meet your needs. If you are selling honey, check with state regulations to ensure you have the necessary information on your label.





## Completely CUSTOMIZED Labels

### BRING YOUR VISION TO LIFE!

Break the mold with these 100% unique labels, fully customizable by you! Do you have a pet, logo, or image you envision on your honey stock? Contact us to make it happen! Available in 8 different size logos.

### PRICES FOR FULL-COLOR LABELS:

**CLSO** SMALL OVAL (1-3/4 x 3 in)  
 Roll of 50 .....\$43.95  
 Roll of 250 .....\$75.95  
 Roll of 1000 .....\$187.95

**CLLO** LARGE OVAL (2-5/8 x 4-1/2 in)  
 Roll of 50 .....\$47.95  
 Roll of 250 .....\$78.95  
 Roll of 1000.....\$189.95

**CLSR** SMALL RECTANGLE (2 x 4 in)  
 Roll of 50 .....\$43.95  
 Roll of 250 .....\$75.95  
 Roll of 1000 .....\$187.95

**CLHS** HALF SKEP (1-3/4 x 3 in)  
 Roll of 50 .....\$47.95  
 Roll of 250 .....\$78.95  
 Roll of 1000 .....\$189.95

Where do I start the process of making my own completely custom labels?

### STEP 1 Choose from one of three options.

- > Pick from our predefined stock of designs, use your own image file, or let us help you create your very own label.
- > **PERK!** Our completely custom labels allow you to have full creativity to brand your honey. If you have a photograph, your own logo, or a unique design, we can help bring your vision to life!

### STEP 2 Call us to get the process started.

- > Currently, you can only place custom label orders over the phone. Give us a call at **800-632-3379** to get the process started!
- > **NOTE:** There is a one-time setup fee of \$25.00 for customers who submit their own design; there is a \$75.00 setup fee for customers who require our full design services.

**CLBRO** BROTHER BEAR (1-3/4 x 1-7/16 in)  
 Roll of 50 .....\$39.95  
 Roll of 250 .....\$73.95  
 Roll of 1000 .....\$182.95

**CLBABY** BABY BEAR (7/8 x 1-1/8 in)  
 Roll of 50 .....\$35.95  
 Roll of 250 .....\$69.95  
 Roll of 1000.....\$179.95

**CLLBT** LIP BALM TUBE (1-3/4 x 2-1/4 in)  
 Roll of 50 .....\$39.95  
 Roll of 250 .....\$73.95  
 Roll of 1000 .....\$182.95

**CLJLT** JAR TOP (1-3/4 in. diameter)  
 Roll of 50 .....\$35.95  
 Roll of 250.....\$69.95  
 Roll of 1000.....\$179.95

### OUR PERSONALIZED LABELS FIT A VARIETY OF DIFFERENT SIZED PLASTIC AND GLASS CONTAINERS

Let us know what you're looking for and we'll ensure that your fully customized label will fit the honey container of your choosing.



### CUSTOM CLEAR LABEL

**CL1** SMALL OVAL, Clear  
1-3/4 x 3 inches, Roll of 250 ..... **\$15.81**

**HSL1CL** HALF-SKEP, Clear  
(fits Glass Half-Skep Jar)  
1-3/4 x 3 inches, Roll of 250 ..... **\$24.57**

### FPBLBROCL

FLAT PANEL BROTHER BEAR, Clear  
1-3/4 x 1-7/16 inches, Roll of 250 ... **\$14.78**

### CUSTOM GOLD LABEL

**GL1** SMALL OVAL, Gold  
1-3/4 x 3 inches, Roll of 250 ..... **\$15.81**

**HSL1GL** HALF-SKEP, Gold  
1-3/4 x 3 inches, Roll of 250 ..... **\$24.57**

**HSL2GLD** MINI HALF-SKEP, Gold  
(Fits 3 oz. Mini Skep Jar)  
1-1/4 x 2 inches, Roll of 250 ..... **\$14.78**

### FPBLBROGLD

FLAT PANEL BROTHER BEAR, Gold  
1-3/4 x 1-7/16 inches, Roll of 250 ... **\$14.78**

### CUSTOM KRAFT LABEL

**OKP1** SMALL OVAL, Kraft  
1-3/4 x 3 inches, Roll of 250 ..... **\$13.75**

**RKP1** SMALL RECTANGLE, Kraft  
2 x 4 inches, Roll of 250 ..... **\$20.24**

### FPBLBROKP

FLAT PANEL BROTHER BEAR, Kraft  
1-3/4 x 1-7/16 inches, Roll of 250 ... **\$12.72**

### FPBLBABYKP

FLAT PANEL BABY BEAR, Kraft  
7/8 x 1-1/8 inches  
Roll of 100 ..... **\$10.66**  
Roll of 400 ..... **\$25.49**

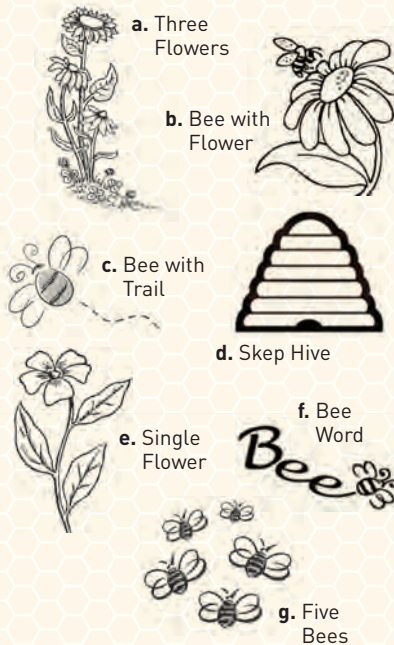
### ONE-TIME SET-UP FEE FOR CLEAR, GOLD, + KRAFT LABELS

> Your text and one of 7 designs shown on the next page ..... **\$25.00**

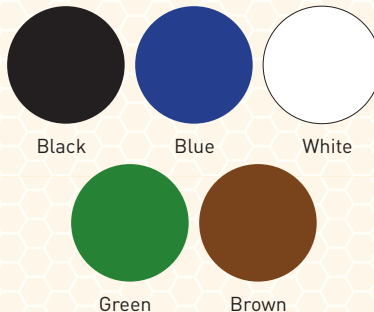
> Your text and your one-color simple logo or illustration ..... **\$50.00**

(For best results, the image needs to be simple with few small lines. We will work with you to adjust your image to what is needed.)

WE'LL PRINT ANY ONE OF THESE DESIGNS FOR FREE!



WE'LL PRINT ANY ONE OF THESE COLORS FOR FREE!



## Clear Labels, Gold labels, and Kraft Labels

### Printed with your information!

These modern and sophisticated gold, clear and kraft labels have nothing pre-printed on them, which means they can be used for practically anything you need to label. Can be placed vertically or horizontally so you can fit them on a range of containers.

Customers have used these up-scale labels for infused honey, pollen, creamed honey, and even popcorn!

To get started, call or e-mail us at [labels@betterbee.com](mailto:labels@betterbee.com) and one of our experienced designers will help create a label that will reflect your brand.

**NOTE:** Because of the individual attention we give to making this label right for you, there is a one-time set-up fee for the first time you print. Printing costs may also apply if you are re-ordering labels.

"I'VE ORDERED THESE GREAT LABELS FOR OVER 8 YEARS. I CAN GET THEM FOR 7-8 CENTS A PIECE AND THEY ALWAYS ARRIVE THE SAME WEEK I ORDER!"

- KEVIN, A SATISFIED CUSTOMER

# FULL COLOR LABELS | HONEY CONTAINERS + LABELS



**FPBLMAMASKEP**  
16 OZ MUTH JAR

**OSL2**  
2 LB CLASSIC GLASS

**FPBLPAPASKEP**  
24 OZ BEAR

**RSCHL1**  
5 LB JUG

**FPBLSISSKEP**  
8 OZ MUTH JAR

**FPBLUNCLESKEP**  
16 OZ HONEY BEAR

**FPBLBABYSKEP**  
2 OZ HONEY BEAR

**FPBLBROSKEP**  
6 OZ HONEY BEAR

**OSL1**  
1 LB CLASSIC GLASS

**HSL1SKEP**  
HALF-SKEP GLASS

**RSCHL1**  
1 LB SHORT ROUND

## The BEE SKEP Honey Label Family

### OUR BEST SELLING LABELS!

We've created a "family of labels" so you can coordinate your entire product line! Available in our widest variety of shapes and sizes — give all your honey products a professional, unified look.

### PRICES FOR FULL-COLOR LABELS WITHOUT PERSONALIZATION:

- OSL1** SMALL OVAL  
(fits 1/2, 1 and 2 lb. jars)  
1-3/4 x 3 in, Roll of 250 ..... **\$13.75**
- OSL2** LARGE OVAL  
(fits most 2, 3, and 5 lb. jars)  
2-5/8 x 4-1/2 in, Roll of 250 .. **\$23.54**
- RSL1** SMALL RECTANGLE  
(fits most round jars)  
2 x 4 in, Roll of 250 ..... **\$20.24**
- RSCHL1** CREAMED HONEY  
(fits most round jars)  
2 x 4 in, Roll of 250 ..... **\$20.24**
- FPBLBABYS**  
FLAT PANEL BABY BEAR  
7/8 x 1-1/8 inches  
Roll of 100 ..... **\$10.66**  
Roll of 400 ..... **\$25.49**

- FPBLBROSKEP**  
FLAT PANEL BROTHER BEAR  
1-3/4 x 1-7/16 inches, Roll of 250 ... **\$12.72**
- FPBLSISSKEP**  
(fits 8 oz. Muth Jar)  
FLAT PANEL SISTER BEAR  
1-1/4 x 2-1/4 inches, Roll of 250 .... **\$15.19**
- FPBLMAMASKEP**  
(fits 16 oz. Muth Jar)  
FLAT PANEL MAMA BEAR  
1-1/2 x 2-1/2 inches, Roll of 250 .... **\$15.30**
- FPBLUNCLESKEP**  
(fits 16 oz. Honey Bear)  
FLAT PANEL UNCLE BEAR  
2 x 1-1/2 inches, Roll of 250 ..... **\$15.30**
- FPBLPAPASKEP**  
(fits 24 oz. Honey Bear)  
FLAT PANEL PAPA BEAR  
1-7/8 x 2-5/8 inches, Roll of 250 .... **\$15.81**
- HSL1SKEP**  
(fits glass Half Skep Jar)  
HALF SKEP LABEL  
1-3/4 x 3 inches, Roll of 250 ..... **\$23.54**

### ADD YOUR OWN CUSTOM PERSONALIZATION TO ANY OF THE LABELS SHOWN ABOVE:

- 1-4 Rolls ..... **ADD \$8.95/roll**
- 5-9 Rolls ..... **ADD \$6.95/roll**
- 10+ Rolls ..... **ADD \$4.95/roll**

### AVAILABLE IN 11 DIFFERENT SIZES



Containers & Labels

# HONEY CONTAINERS + LABELS | FULL COLOR LABELS



Containers & Labels

## NEW! The SUNDANCE Honey Label Family

**SOFT AND INVITING** The soft blue hues of the background sky make this label pop against your honey!

**PRICES FOR FULL-COLOR LABELS WITHOUT PERSONALIZATION:**

- OSDCXS** X-SMALL OVAL  
(fits most plastic honey bears)  
1-1/2 x 2 in, Roll of 250 ... **\$10.95**
- OSDC1** SMALL OVAL  
(fits most 1 lb. and 2 lb. jars)  
1-3/4 x 3 in, Roll of 250 .... **\$13.75**
- OSDC2** LARGE OVAL  
(fits most 2 lb. and 5 lb. jars)  
2-1/8 x 3-3/4 in, Roll of 250 . **\$23.54**

**ADD YOUR OWN CUSTOM PERSONALIZATION TO ANY OF THE LABELS SHOWN ABOVE:**

- 1-4 Rolls ..... **ADD \$8.95/roll**
- 5-9 Rolls ..... **ADD \$6.95/roll**
- 10+ Rolls..... **ADD \$4.95/roll**

## NEW! The STRAWBERRY Honey Label Family

**VERY VIBRANT** Classic backdrop with vibrant red coloring from the strawberries and flowers. Sure to catch the eye!

**PRICES FOR FULL-COLOR LABELS WITHOUT PERSONALIZATION:**

- OSTRXS** X-SMALL OVAL  
(fits most plastic honey bears)  
1-1/2 x 2 in, Roll of 250 ... **\$10.95**
- OSTR1** SMALL OVAL  
(fits most 1 lb. and 2 lb. jars)  
1-3/4 x 3 in, Roll of 250 .... **\$13.75**
- OSTR2** LARGE OVAL  
(fits most 2 lb. and 5 lb. jars)  
2-1/8 x 3-3/4 in, Roll of 250 . **\$23.54**

**ADD YOUR OWN CUSTOM PERSONALIZATION TO ANY OF THE LABELS SHOWN ABOVE:**

- 1-4 Rolls ..... **ADD \$8.95/roll**
- 5-9 Rolls ..... **ADD \$6.95/roll**
- 10+ Rolls..... **ADD \$4.95/roll**

## NEW! The SUNRISE Honey Label Family

**SERENE SCENE** Your customers will enjoy watching the sun rise over your golden honey with this label!

**PRICES FOR FULL-COLOR LABELS WITHOUT PERSONALIZATION:**

- OSNRSXS** X-SMALL OVAL  
(fits most plastic honey bears)  
1-1/2 x 2 in, Roll of 250 . **\$10.95**
- OSNRS1** SMALL OVAL  
(fits most 1 lb. and 2 lb. jars)  
1-3/4 x 3 in, Roll of 250 ... **\$13.75**
- OSNRS2** LARGE OVAL  
(fits most 2 lb. and 5 lb. jars)  
2-1/8 x 3-3/4 in, Roll of 250  
..... **\$23.54**

**ADD YOUR OWN CUSTOM PERSONALIZATION TO ANY OF THE LABELS SHOWN ABOVE:**

- 1-4 Rolls ..... **ADD \$8.95/roll**
- 5-9 Rolls ..... **ADD \$6.95/roll**
- 10+ Rolls..... **ADD \$4.95/roll**

**You are just 4 STEPS away from ordering the your very own Premium Full-Color Personalized Honey Labels!**

**STEP 1 Gather all the INFORMATION you want to have printed on your label:**

- > In general, we can fit **4 lines** on each label, and each line may have a maximum of **23 characters** (including spaces).
- > In addition to the 4 lines, you can have an additional **weight line**.
- > **NOTE: There are several variables that affect what text can go on your label: size of label, type of font, and characters used (all CAPS vs. lowercase).**

**STEP 2 PLACE your order:**

- > You can place an order ONLINE, on the PHONE with one of our Customer Service Representatives, or by MAILING your completed order form (near the end of this catalog).
- > Even if you've ordered before, we will confirm with you what you'd like on your labels and take note of any changes.

**STEP 3 Your PROOF lets you double-check your label BEFORE we print:**

- > When you place your order we will ask you if you would like a proof. **Highly Recommended!** Please provide a valid email address where we can send your proof (usually in 2-3 days). There is a 2 proof limit. Additional proofs will be charged at \$10 each. If you would like a proof without placing an order, there will be a \$10 charge. Your proof fee will be applied to the custom print charge once an order has been placed.

**STEP 4 Let the PRINTING begin:**

- > Allow us 2-3 business days to print your order from the day that you approve your proof.
- > Shipping your order the same day MAY BE possible, if your order is placed by 3PM EST. If so, there is a \$10 RUSH fee regardless of shipping method.
- > **Please call with ANY questions!**



**The DAISY + SKEP Honey Label Family**

These delightful labels feature artist-rendered illustrations showing where your bees LIVE and WORK. One of our longest running labels and a customer favorite!

**PRICES FOR FULL-COLOR LABELS WITHOUT PERSONALIZATION:**

<b>FPBLBRODSY</b>	FLAT PANEL BROTHER BEAR (fits 6 oz, 8oz & 12 oz Bear) 1-3/4 x 1-7/16 in, Roll of 250 . . . . .	<b>\$12.72</b>
<b>RDL1</b>	SMALL RECTANGLE (fits most round jars) 2 x 4 in, Roll of 250 . . . . .	<b>\$20.24</b>
<b>RDL2</b>	MEDIUM RECTANGLE (fits most 5 lb. jars) 2-5/8 x 5-1/2 in, Roll of 250 . . . . .	<b>\$26.93</b>
<b>RDL3</b>	LARGE RECTANGLE (fits 1 gal jar and 5 gal pail) 4-3/8 x 8 in, Roll of 100 . . . . .	<b>\$31.57</b>
<b>ODL1</b>	SMALL OVAL (fits 1/2 lb, 1 lb and 2 lb jars) 1-3/4 x 3 in, Roll of 250 . . . . .	<b>\$13.75</b>
<b>ODL2</b>	LARGE OVAL (fits most 2 lb, 3 lb, and 5 lb jars) 2-5/8 x 4-1/2 in, Roll of 250 . . . . .	<b>\$23.54</b>

**ADD YOUR OWN CUSTOM PERSONALIZATION TO ANY OF THE LABELS SHOWN ABOVE:**

1-4 Rolls . . . . .	<b>ADD \$8.95/roll</b>
5-9 Rolls . . . . .	<b>ADD \$6.95/roll</b>
10+ Rolls . . . . .	<b>ADD \$4.95/roll</b>

**Containers & Labels**



## The PURE AMERICAN Honey Label Family

**ATTENTION GETTER!** The white background will stand out beautifully against your honey!

PRICES FOR FULL-COLOR LABELS WITHOUT PERSONALIZATION:

- RBL1** SMALL RECTANGLE (fits most round jars)  
2 x 4 in, Roll of 250 ..... **\$20.24**
- RBL2** MEDIUM RECTANGLE (fits most 5 lb. jars)  
2-5/8 x 5-1/2 in, Roll of 250 .. **\$26.93**
- OBL1** SMALL OVAL (fits 1/2 lb, 1 lb and 2 lb jars)  
1-3/4 x 3 in, Roll of 250 ..... **\$13.75**
- OBL2** LARGE OVAL (fits most 2 lb, 3 lb, and 5 lb jars)  
2-5/8 x 4-1/2 in, Roll of 250 .. **\$23.54**

**ADD YOUR OWN CUSTOM PERSONALIZATION TO ANY OF THE LABELS SHOWN ABOVE:**

- 1-4 Rolls ..... **ADD \$8.95/roll**
- 5-9 Rolls ..... **ADD \$6.95/roll**
- 10+ Rolls ..... **ADD \$4.95/roll**



## The LAVENDER FIELDS Honey Label Family

**HARD TO RESIST!** Bees love lavender ALMOST as much as your customers will love this label. Really stunning!

PRICES FOR FULL-COLOR LABELS WITHOUT PERSONALIZATION:

- FPBLBROLAV** FLAT PANEL BROTHER BEAR (fits 6 oz, 8oz & 12 oz Bear)  
1-3/4 x 1-7/16 in, Roll of 250. .... **\$12.72**
- FPBLBABYLAV** FLAT PANEL BABY BEAR (fits 6 oz, 8oz & 12 oz Bear) 7/8 x 1-1/8 in  
Roll of 100. .... **\$10.66**  
Roll of 400. .... **\$25.49**
- OLF1** SMALL OVAL (fits 1/2 lb, 1 lb and 2 lb jars)  
1-3/4 x 3 in, Roll of 250 ..... **\$13.75**
- OLF2** LARGE OVAL (fits most 2 lb, 3 lb, and 5 lb jars)  
2-5/8 x 4-1/2 in, Roll of 250 .. **\$23.54**

**ADD YOUR OWN CUSTOM PERSONALIZATION TO ANY OF THE LABELS SHOWN ABOVE:**

- 1-4 Rolls ..... **ADD \$8.95/roll**
- 5-9 Rolls ..... **ADD \$6.95/roll**
- 10+ Rolls ..... **ADD \$4.95/roll**



## The HARVEST FLOWERS Honey Label Family

**OUR PICTURE, YOUR WORDS.** Plenty of room to write what you want and use this label for just about anything — beautiful and versatile!

PRICES FOR FULL-COLOR LABELS WITHOUT PERSONALIZATION:

- HSL1HARVEST** HARVEST HALF SKEP LABEL (fits Glass Half Skep Jar)  
1-3/4 x 1-7/8 in, Roll of 250. .... **\$12.72**
- OHF1** SMALL OVAL (fits 1/2 lb, 1 lb and 2 lb jars)  
1-3/4 x 3 in, Roll of 250 ..... **\$13.75**
- OHF2** LARGE OVAL (fits most 2 lb, 3 lb, and 5 lb jars)  
2-5/8 x 4-1/2 in, Roll of 250 .. **\$23.54**

**ADD YOUR OWN CUSTOM PERSONALIZATION TO ANY OF THE LABELS SHOWN ABOVE:**

- 1-4 Rolls ..... **ADD \$8.95/roll**
- 5-9 Rolls ..... **ADD \$6.95/roll**
- 10+ Rolls ..... **ADD \$4.95/roll**





## The MODERN SUNFLOWER Honey Label Family

**HARVEST, BOUNTY & PROVISION!**  
This label celebrates the glorious SUNFLOWER, which Native American cultures believe represents harvest, bounty, provision, and more.

**PRICES FOR FULL-COLOR LABELS WITHOUT PERSONALIZATION:**

- MLS1** SMALL OVAL  
(fits 1/2 lb, 1 lb and 2 lb jars)  
1-3/4 x 3 in, Roll of 250 ..... **\$20.34**
- MSL2** LARGE OVAL  
(fits most 2 lb, 3 lb, and 5 lb jars)  
2-5/8 x 4-1/2 in, Roll of 250 .. **\$29.61**

**ADD YOUR OWN CUSTOM PERSONALIZATION TO ANY OF THE LABELS SHOWN ABOVE:**

- 1-4 Rolls ..... **ADD \$8.95/roll**
- 5-9 Rolls ..... **ADD \$6.95/roll**
- 10+ Rolls ..... **ADD \$4.95/roll**



## The PREMIUM OVAL Honey Label Family

Available in 2 sizes and 6 exclusive designs.

**PRICES FOR FULL-COLOR LABELS WITHOUT PERSONALIZATION:**

**DIMENSIONS: 1-3/4 X 3 INCHES**

- OJL1** THE HONEY JAR
- ONL1** RIVER SCENE
- OAL1** BEE BALM
- OGL1** SKEP+PINES
- OCL1** RED CLOVER
- OPL1** PINK FLOWERS  
(fits 1/2 lb, 1 lb, 2 lb jars), Roll of 250 .. **\$13.75**

**DIMENSIONS: 2-3/8 X 4-1/2 INCHES**

- OJL2** THE HONEY JAR
- ONL2** RIVER SCENE
- OAL2** BEE BALM
- OGL2** SKEP+PINES
- OCL2** RED CLOVER
- OPL2** PINK FLOWERS  
(fits most 2, 3, 5 lb jars), Roll of 250 .. **\$23.54**

**ADD YOUR OWN CUSTOM PERSONALIZATION TO ANY OF THE LABELS SHOWN ABOVE:**

- 1-4 Rolls ..... **ADD \$8.95/roll**
- 5-9 Rolls ..... **ADD \$6.95/roll**
- 10+ Rolls ..... **ADD \$4.95/roll**



Containers & Labels



## Customizable Nutrition Facts Label

Custom printing available for weight or other info. The Federal government requires the use of this label if you sell more than \$50,000/year in honey. Many of the smaller producers are using these labels voluntarily. Will fit most jars.



**NL1 NUTRITION FACTS LABEL**  
(fits most jars)  
1-9/16 x 2-3/4 in, Pack of 100 .. **\$6.13**

**ADD YOUR OWN CUSTOM PERSONALIZATION TO ANY OF THE LABELS SHOWN ABOVE:**

1-4 Rolls ..... **ADD \$8.95/roll**  
5-9 Rolls ..... **ADD \$6.95/roll**  
10+ Rolls ..... **ADD \$4.95/roll**

## Preprinted Nutrition Facts Label

The Federal government requires the use of this label if you sell more than \$50,000/year in honey. Many of the smaller producers are using these labels voluntarily. Will fit most jars. Package of 100 labels.



**DIMENSIONS: 1-1/2 X 2-1/4 INCHES**

**NL8** 8 OZ NUTRITION LABEL ..... **\$6.13**  
**NL12** 12 OZ ..... **\$6.13**  
**NL16** 16 OZ ..... **\$6.13**  
**NL22** 22 OZ ..... **\$6.13**  
**NL2** 2 LB ..... **\$6.13**  
**NL2.5** 2-1/2 LB ..... **\$6.13**  
**NL3** 3 LB ..... **\$6.13**  
**NL5** 5 LB ..... **\$6.13**

**DIMENSIONS: 1-3/8 X 1-3/4 INCHES**

**NLFPB8** 8 OZ NUTRITION LABEL .. **\$6.13**  
**NLFPB12** 12 OZ ..... **\$6.13**  
**NLFPB16** 16 OZ ..... **\$6.13**



## Customizable Jar Top Labels

**The Jar Top is prime SELLING space!** These are the perfect size for the caps on our glass bears or larger hex jars. LABEL COLORS: Black, Beige, Dusty Gold, Blue and Red. INK COLORS: Blue, Green, Black, Brown and White.

**Note:** Because of the flexibility on this label, please call or e-mail [labels@betterbee.com](mailto:labels@betterbee.com) to place this order.

**JTL1 JAR TOP LABELS**  
1-3/4 inch diameter  
Roll of 100 ..... **\$5.92**

**ADD YOUR OWN CUSTOM PERSONALIZATION TO ANY OF THE LABELS SHOWN ABOVE:**

1-4 Rolls ..... **ADD \$8.95/roll**  
5-9 Rolls ..... **ADD \$6.95/roll**  
10+ Rolls ..... **ADD \$4.95/roll**

**GRANULATION: ALL NATURAL HONEY WILL TURN SOLID. TO RELIQUIFY, PLACE JAR IN WARM WATER.**  
**WARNING: DO NOT FEED HONEY TO INFANTS UNDER ONE YEAR.**

## Botulism + Honey Granulation Warning Label

**Be a SAFE honey seller!** The National Honey Packers & Dealers Assoc. has recommended that all bottled honey be labeled: **Warning: Do not feed honey to infants under one year.** We have combined that message with a granulation label to cut down on extra labeling costs and time.

**BG2 WARNING LABEL**  
1-3/4 x 3/4 in  
1-4 Rolls of 500 Labels ..... **\$9.63**  
5+ Rolls of 500 Labels ..... **\$8.63**

Containers & Labels

## Honeybee Pollen Label

**ATTENTION: POLLEN SELLERS!** A perfect way to add a personal and professional touch to jars or containers of bee pollen. It has a place for you to stamp your name and address, or you can let us custom print it for you.

**PRICES FOR FULL-COLOR LABELS WITHOUT PERSONALIZATION:**

**PL1 BEE POLLEN LABEL**  
(fits most round jars)  
3-1/2 x 2-1/2 in, Roll of 100 .... **\$9.63**

**ADD YOUR OWN CUSTOM PERSONALIZATION TO ANY OF THE LABELS SHOWN ABOVE:**

1-4 Rolls ..... **ADD \$8.95/roll**  
5-9 Rolls ..... **ADD \$6.95/roll**  
10+ Rolls ..... **ADD \$4.95/roll**



## Local Honey Jar Top Labels

Available in 3 three sizes and 3 color combos: BLACK/GOLD, YELLOW/BLACK, and YELLOW/GREEN. Printed on clear acetate. **Please specify both color and size when ordering.**

- LHL1 LOCAL HONEY LABEL  
1 inch dia, Pack of 100 ..... \$5.10
- LHL2 LOCAL HONEY LABEL  
1-1/2 inch dia, Pack of 100 ... \$7.16
- LHL3 LOCAL HONEY LABEL  
2 inch dia, Pack of 100 ..... \$9.22



## I ♥ HONEY Jar Top Labels

**SHOW YOUR LOVE!** When your honey is below eye level these labels will help draw attention to your honey. "I heart" is followed by either honey, wildflower honey, creamed honey, or clover honey. Specify upon ordering. Also comes in two sizes: small or large. **Please specify both wording and size when ordering.**

- HLABEL1 I LOVE HONEY  
1 inch dia, Roll of 100 .... \$5.10
- HLABEL2 I LOVE HONEY  
1-3/4 inch dia, Roll of 100 . \$9.22

## Creamed Honey Jar Top Labels



Gold printing on black top label. Reads: **Creamed Honey has been specially blended to make it spreadable. Fruit Creams have dried fruit added. Do not refrigerate.**

- CHL1 CREAMED HONEY LABEL  
2 inch dia, Roll of 100 ..... \$9.22

## Raw Honey Jar Top Labels



Printed on CLEAR acetate.

- RHL1 RAW HONEY LABEL  
1 inch dia, Roll of 100 ..... \$5.10

## Tamper-Evident Jar Top Labels

**PEACE OF MIND!** These labels will give your customers security, peace of mind and may even increase your sales. Just stick the circle to the cap and the "leg" to the jar so that once the cap is removed, the leg tears.

- TPL1 TAMPER-EVIDENT LABEL  
(4-1/8 inch long)  
1 in top circle, Roll of 500 .... \$23.54
- TPL2 TAMPER-EVIDENT LABEL  
(4-5/8 inch long)  
1-3/4 in top circle, Roll of 500 . \$26.95



## Customizable Gold Foil Jar Top Labels

Blank, shiny, and ready for your customization! Gold foil label to affix to the top or side of your jar. Works with the lip balm jar as well. **Note:** Please call or e-mail [labels@betterbee.com](mailto:labels@betterbee.com) to place this order.

- JTL1GLDFOIL GOLD JAR TOP LABELS  
1-1/4 inch diameter  
Roll of 100 ..... \$7.95

**ADD YOUR OWN CUSTOM PERSONALIZATION TO ANY OF THE LABELS SHOWN ABOVE:**

- 1-4 Rolls ..... ADD \$8.95/roll
- 5-9 Rolls ..... ADD \$6.95/roll
- 10+ Rolls ..... ADD \$4.95/roll



## Local Honey Unfiltered & Raw Jar Top Labels

**STARBURST** Available in 3 three sizes and 2 color combos: BLACK/GOLD and YELLOW/GREEN. Printed on clear acetate. **Please specify both color and size when ordering.**

- LHUR1 LOCAL, STARBURST  
1 inch dia, Roll of 100 ..... \$5.10
- LHUR2 LOCAL, STARBURST  
1-1/2 inch dia, Roll of 100 ... \$7.16
- LHUR3 LOCAL, STARBURST  
2 inch dia, Roll of 100 ..... \$9.22

## Local Honey Unfiltered & Raw Jar Top Labels



**ROUND** This bright yellow label stands out in the store or at the farm stand and fits all the caps that we sell.

- LHLR LOCAL HONEY LABEL  
1 inch dia, Roll of 100 ..... \$5.10

Containers & Labels

# CANDLE MAKING

We proudly offer the widest range of candle making supplies to help grow your product line or make great gifts!



## The Betterbee Complete Beginner's Candle Making Kit

**SAVE TIME AND MONEY! THIS KIT HAS EVERYTHING YOU NEED!** Not sure how to get started in candle making? This is the most complete and easy-to-use kit for those new to candle making. Everything you need to get started fast and easy — makes 30 tealight candles and 12 votive candles.

There is probably no easier way to get started (and be successful) with becoming a candlemaker.

### The Kit Includes:

- > Aluminum Pouring Pot
- > **The Candlemaker's Companion**
- > 3# Cleaned Yellow Beeswax
- > Metal 6-Candle Votive Mold
- > 100 plastic Tealight Cups
- > Wicks for Tealights (100)
- > Wicks for Votives (80)
- > Thermometer
- > ReleasaGen Spray
- > Wax Remover

**BKC1** Beginner's Candlemaking Kit w/Aluminum Pouring Pot .. **\$124.95**

## The Candlemaker's Companion

**Betty Oppenheimer** A complete guide to rolling, pouring, dipping and decorating your own candles. Filled with useful information and an excellent chapter on troubleshooting. 199 pages. Soft cover.

**B201** The Candlemaker's Companion..... **\$18.95**



## Making Hand-Dipped Candles

**Betty Oppenheimer**

This installment in Storey's Country Wisdom Bulletin series provides specific information on wick selection and safety procedures. Includes a troubleshooting guide. 30 pages. Soft cover.

**B204** Making Hand-Dipped Candles... **\$3.95**



## Beeswax: Production, Harvesting, Processing, Products

**William Cogshall and Roger A. Morse**

This book is the classic "everything you wanted to know and more" about beeswax. Includes chapters on the chemistry of beeswax, foundation making, filtering, candle making and "home products." 192 pages.

**B203** Beeswax: Production, Harvesting, Processing and Products... **\$18.95**



## Beeswax Alchemy

**Petra Ahnert**

Offers a basic introduction to the art of extracting and purifying beeswax, as well as countless ideas for what to make with it. These include skin care creams, candles, and other home products like beeswax ornaments and wax fabric. 136 pages.

**B149** Beeswax Alchemy... **\$24.95**



## Candle Wicking

High quality, cotton wicking for all your candle making needs. See page 76 for an explanation of wick sizing.

### WICK1

Candle Wicking, 30 feet ..... **\$5.10**

- > 1/0 Square Braid
- > 2/0 Square Braid
- > 60 ply
- > 44-24 Zinc Core Wire
- > 51-32 Zinc Core Wire
- > #2 Wicking

### WICK1R

Candle Wicking, 1/2 lb roll..... **\$12.72**

- > 1/0 Square Braid, 515 feet
- > 2/0 Square Braid, 590 feet
- > 60 ply, 250 feet
- > 44-24 Zinc Core Wire, 425 feet
- > 51-32 Zinc Core Wire, 375 feet
- > #2 Wicking, 370 feet



## Rubber Votive Candle Mold

**MAKE YOUR OWN CLASSIC VOTIVE CANDLES.** Available in 2 popular sizes: The **small** mold makes 1-3/8" tall votives (using 1 oz. of wax) with a stepped top. The **large** makes 2" tall votives (using 1.8 oz. of wax) with a flat top. Each mold makes 4 candles.

**Hint:** Processing your wax into candles will help add value to your beekeeping operation.

**VCT2** Votive Candle Mold, Small .... **\$29.85**

**VCT3** Votive Candle Mold, Large .... **\$36.00**

## Metal Wicking Needle

Use this 15 inch needle to help thread the wick for taper molds. An essential item with our polyurethane molds; not needed with our silicone molds. **Note:** This wicking needle does not work with the Antique Tin Candle Molds.

**WN1** Metal Wicking Needle ..... **\$5.95**



## Large Tapered Votive Candle Mold

Makes six large traditionally-shaped tapered votive candles on a sturdy aluminum frame. **Pro Tip:** After the wax has cooled to room temperature, place in a freezer overnight and the candles will pop right out.

**VCT4** Tapered Votive Candle Mold .... **\$18.45**

## Taper Dipper & Vat

The candle dipper makes 3 pairs of dipped tapers at a time. Length is adjustable from 1" to 14".

The Candle Vat is 14-1/2" tall and 6" in diameter. Made from galvanized steel.

**TDF1** Candle Dipper ..... **\$42.95**

**TDV1** Candle Dipper Vat ..... **\$33.15**





## Pure Beeswax

We offer two varieties:

**Yellow Beeswax** has been heated and filtered. Varies in color from light yellow to orange yellow.

**White Beeswax** is a pure, unbleached beeswax that has been pressure filtered. Ideal for candles (will lighten regular beeswax when mixed together) and cosmetics.

**Beeswax is a commodity product and although we do our best to keep prices steady, they can change unexpectedly.**

**WAXP1** 1 lb Beeswax Pastilles  
 White ..... \$9.68  
 Yellow ..... \$9.68

**WAX1** 1 lb Beeswax Block  
 White ..... \$10.28  
 Yellow ..... \$9.68

**WAX11** 11-1/2 lb Beeswax Block  
 White ..... \$101.78  
 Yellow ..... \$96.45

**WAX22** 23 lb Beeswax Block  
 White ..... \$193.41  
 Yellow ..... \$182.75



## Bayberry Candle Wax

**BRING GOOD LUCK!** Traditionally, Bayberry Wax is blended with beeswax for special Christmas tapers that are reputed to bring good luck for the New Year. Imparts a unique and earthy scent to the candles which should not be overridden with other fragrances.

**BAYWAX1** 1 lb Bayberry Wax ..... \$18.49



## Stainless Steel Pouring Pot

**THE PERFECT TOOL FOR CANDLE MAKING!** The long plastic handle makes pouring easy and stays cool no matter how long you are working. You'll find this pot stands up to lots of use in the wax house. The **3 cup capacity** is the perfect size for smaller projects.

**CPP2** Double-Walled Melting Pot .... \$17.49



## Double-Walled Stainless Steel Melting Pot

**FOR THE BAIN MARIE METHOD.** This double walled design prevents your beeswax or ingredients from coming into direct contact with your heat source. Fill the spout on the side of the pot with water to create a double boiler effect. **9 cup capacity.**

**BM1** Double-Walled Melting Pot ..... \$21.59



## 3 Quart Aluminum Pouring Pot

Reduce the number of fills needed with this larger pot. Its seamless, aluminum construction makes it light and easy to handle. The sturdy plastic handle stays cool even when the pot warms up. This pouring pot will hold 4-6 lbs. of wax.

**CPP1** 3 Qt. Aluminum Pouring Pot ... \$18.49



## Candle Wax Remover

**REMOVES WAX FAST.** Great for cleaning your molds and work surfaces when you're done. 250mL bottle.


**CWR1** Candle Wax Remover ..... \$8.95



## ReleasaGen Silicon Spray

Designed as a candle release agent. Spray into molds before pouring wax. Great with metal molds. 10 oz. can. **Note:** Cannot ship internationally.

**CR1** ReleasaGen Spray ..... \$10.49



HEX STYLE

STANDARD STYLE

COLONIAL STYLE

## Polyurethane Taper Molds

These production-grade molds are durable and flexible. Ideal for beeswax or paraffin wax candles. They're "self-wicking"; just pull the finished candle out and you pull up a new wick (you will need a wicking needle (pg. 125) to pull the wick in for the first candle). Self-sealing at base. No seams and no trimming necessary. Each mold makes one taper candle.

<b>TM6</b> Taper Mold, 6 INCH	
Colonial Style.....	<b>\$24.95</b>
Standard Style.....	<b>\$24.95</b>
<b>TM8</b> Taper Mold, 8 INCH	
Colonial Style.....	<b>\$24.95</b>
Standard Style.....	<b>\$24.95</b>
<b>TM10</b> Taper Mold, 10 INCH	
Hex Style.....	<b>\$27.95</b>
Colonial Style.....	<b>\$27.95</b>
Standard Style.....	<b>\$27.95</b>
<b>TM12</b> Taper Mold, 12 INCH	
Hex Style.....	<b>\$29.95</b>
Standard Style.....	<b>\$29.95</b>



## Taper Mold Cooling Holder

Holds up to 12 Taper Molds. Candles always come out straight and true, and many can be poured at the same time. Made of solid pine and comes fully assembled. Can be used with the 6, 8, 10, and 12 inch taper molds we carry.

**TMH1** Taper Mold Holder ..... **\$36.75**



## Candle Base Formers

The professional way to finish the base of your beeswax tapers. Available in 2 styles. The **fluted** base former aids in getting a snug fit in a candle holder. The **smooth** base former creates a hand-dipped look. Made of solid cast aluminum. **Specify smooth or fluted when ordering.**

**CBASE** Candle Base Former ..... **\$43.29**



## Candle Thermometer

Stainless steel construction. 2 inch glass dial. Adjustable kettle clip on a 9" stem. Measures from 100-400° F.

**THERM1** Candle Thermometer ..... **\$12.95**



## Tealight Cup Molds

Makes it easy to make beeswax tealights. Holds 1/2 oz. of beeswax. Use tealight wicks found on page 128.

<b>TLC100P</b> Plastic Cup Molds	
1-4 Bags of 100.....	<b>\$12.25</b>
5+ Bags of 100.....	<b>\$11.75</b>
<b>TLC100M</b> Metal Cup Molds	
1-4 Bags of 100.....	<b>\$11.95</b>
5+ Bags of 100.....	<b>\$11.05</b>



## Rubber Tealight Molds

Makes 15 tealights, each with a center hole. Just slip a wick into the candle and place in a tealight cup mold (see below). Pins included.

**RCTLM1** Rubber Tealight Mold ..... **\$47.69**



11 INCH CANDLE BOX  
2-1/4 x 1-1/4 x 11-1/8 inches

7 INCH CANDLE BOX  
2-1/4 x 1-1/4 x 7-1/8 inches

9 INCH CANDLE BOX  
2-1/4 x 1-1/4 x 9-1/8 inches

13 INCH CANDLE BOX  
2-1/4 x 1-1/4 x 13-1/8 inches

VOTIVE 4-PACK  
2-13/16 x 2-13/16 x 2-1/16 in

TEALIGHT 12-PACK  
7/8 x 3-15/16 x 9-1/2 inches

## Clear Vision Candle Boxes

This full line of elegant boxes makes it easier to sell multiple candles at once. Glossy white cardboard with clear plastic lids make the whole candle visible. The Taper Boxes have white cardboard dividers between them to protect the candles from marring each other. Case lots available. Does not include candles.

<b>VBOX1</b>	Votive 4-Pack.....	<b>\$1.65</b>
<b>CBOX7</b>	7 inch Candles.....	<b>\$1.59</b>
<b>CBOX9</b>	9 inch Candles.....	<b>\$1.69</b>
<b>CBOX11</b>	11 inch Candles.....	<b>\$1.69</b>
<b>CBOX13</b>	13 inch Candles.....	<b>\$1.80</b>
<b>TBOX1</b>	Tealight 12-Pack.....	<b>\$1.74</b>



## Gold Foil Beeswax Candle Labels

Handsome 3" x 1" gold foil stickers. Will dress up any candle presentation. Roll of 100 labels.


<b>CLG1</b>	Gold Foil Beeswax Label.....	<b>\$8.95</b>
-------------	------------------------------	---------------



## Pre-Assembled Wicks for Votives + Tealights

**TIME SAVER!** Save time with these pre-assembled wicks. Available for both Tealight and Votive Candles. **Note:** These pre-assembled wicks are coated with wax and are made of cotton with a zinc core.

<b>TLCW1</b>	Pre-Assembled Tealight Wicks 1.5 oz bag, approx 100 .....	<b>\$6.55</b>
<b>VCTW1</b>	Pre-Assembled Votive Wicks 3 oz bag, approx 80 .....	<b>\$6.49</b>



## Votive Pin

Use with the Large Tapered Votive Mold (VCT4) to increase efficiency with votive production.

1. Place in the votive cup, pour and let cool, and tap the pin out.
2. Next, insert a votive pre-assembled wick. You have a perfectly centered wick every time!

<b>VP1</b>	Votive Pin .....	<b>\$1.99</b>
------------	------------------	---------------



## Brown Kraft Candle Boxes

This inexpensive candle packaging with the "natural look" is ideal for farm stands and country stores.

<b>KB1</b>	Kraft Votive 4-Pack 1-99 Boxes .....	<b>\$1.55</b>
	100+ Boxes .....	<b>\$1.40</b>
<b>KB3</b>	Kraft Tealight 12-Pack 1-99 Boxes .....	<b>\$1.55</b>
	100+ Boxes .....	<b>\$1.40</b>



## Clear Plastic Candle Sleeving

The most economical method of packaging a pair of candles. This 3" wide, 200 foot roll of plastic tubing can be heat-sealed, tied with a ribbon or stapled.

<b>CSL1</b>	Clear Plastic Candle Sleeving 200 ft. Roll .....	<b>\$9.95</b>
-------------	---	---------------

*Keep wick trimmed to 1/4".  
Do not leave candle unattended!  
Burn in fireproof container.  
Keep out of reach of children.*

## Candle Warning Label

This gold foil label with black print measures 3 x 1 inches and can be used with any type of candle. Package of 100.

<b>CWL</b>	Candle Warning Label .....	<b>\$8.95</b>
------------	----------------------------	---------------





### 100% Beeswax Embossed + Colored Candle Sheets

These 100% beeswax honeycomb sheets are the top choice for rolling your own candles. Each sheet makes: 1 taper candle or 2 small pillar candles. **Note:** Wax sheets become brittle in cold weather and break easily. We will ship at your own risk. Some variations in color and thickness may occur. **Size:** Each sheet measures approximately 8 x 16-3/4 inches.

- CCS10** 10 Beeswax Candle Sheets. . . **\$22.95**
- CCS100** 100 Beeswax Candle Sheets (single color) . . . . . **\$223.97**



### Metal Candle Tins

These candle tins are very popular for making self-contained candles. The covers can be closed when not in use. These can be reused again and again. **Hint:** Consider designing a jar top label for these (see pg. 122).

- TIN4** Metal Candle Tin, 4 oz
  - 1-9 Tins . . . . . **\$1.49**
  - 10+ Tins . . . . . **\$1.29**
- TIN8** Metal Candle Tin, 8 oz
  - 1-9 Tins . . . . . **\$2.11**
  - 10+ Tins . . . . . **\$2.06**



### Handmade Beeswax Candles

Betterbee is pleased to offer 100% beeswax candles based on many of the molds we carry. We provide a variety of candles in yellow wax; white wax is available for special order only.

They are primarily made to order with small batches made during the holiday season. Please allow up to a week to produce. Please see the candles on previous pages for images!

- BWT8** 8 inch Taper, pair Standard or Colonial . . . . . **\$9.73**
- BWT10** 10 inch Taper, pair Standard, Hex, or Colonial. . **\$11.79**
- BWT12** 12 inch Taper, pair Standard or Hex . . . . . **\$12.82**
- BWV4Y** Votive 4-Pack . . . . . **\$10.25**
- BWTL12** Tealight 12-Pack . . . . . **\$11.79**

#### CANDLES USING LYSON MOLDS (MOLDS FOUND ON NEXT PAGE):

- CANDLEBEECYLINDER** Bee Cylinder **\$15.00**
- CANDLEMEDCONE** Medium Pinecone **\$6.50**
- CANDLELAVEGG** Egg Lavender . . . . **\$7.00**
- CANDLEFADINGROSE** Fading Rose **\$12.75**
- CANDLEOLDSKEP** Old Skep . . . . . **\$6.00**
- CANDLEOWL** Owl . . . . . **\$4.50**
- CANDLERABBIT** Rabbit . . . . . **\$5.00**
- CANDLESPARROW** Sparrow #1 . . . . **\$5.00**
- CANDLESPARROW2** Sparrow #2 . . . **\$5.00**
- CANDLESMLHONEYCOMB** Small Honeycomb . . . . . **\$4.50**
- CANDLESNOWFLAKEBALL** Snowflake Ball . . . . . **\$10.00**
- CANDLESNOWFLAKECYLN** Snowflake Cylinder . . . . . **\$10.50**
- CANDLETURTLE** Turtle . . . . . **\$4.00**

#### CANDLES USING POLYURETHANE FIGURE MOLDS (MOLDS FOUND ON PAGE 135):

- CANDLEBCS** Bear Climbing Skep . . . **\$5.00**
- CANDLECARVEDEGG** Carved Egg . . **\$10.50**
- CANDLEFANCY** Fancy Pillar . . . . . **\$11.50**
- CANDLETURKEY** Turkey . . . . . **\$7.50**
- CANDLEPUMPKIN** Pumpkin . . . . . **\$7.00**
- CANDLETREE** Tree . . . . . **\$7.50**
- CANDLESKEP** Petite Skep . . . . . **\$5.50**



### Beeswax Candle Booklet

Place these booklets in a candle box or tie directly to a pair of candles. Stamp it with your own name and address on the back. Brown ink on yellow stock. Measure: 2-1/8 x 1-1/2 inches. Pack of 100 booklets.

- CBK100** Beeswax Candle Booklet . . . **\$7.39**

Candles, Soaps & Skincare

**Lyson Silicone Candle Molds**

**EASY-TO-USE** These silicone molds are softer than our polyurethane molds, which makes for greater detail and easy removal.

**Note:** We've selected the following candles from the vast Lyson line as our favorites. Please call if you are looking for something you don't see.

**Sizes:** We have arranged these Lyson Candle Molds by subject. Check the page headers for more information.

**BUT WAIT, THERE'S MORE!**

Visit the Betterbee website for even more Lyson candle molds, including a full **Christmas nativity scene set, new for 2019!**



**Short Honeycomb**

SIZE: 2.9 inches tall  
WAX: 1.3 oz  
WICK: #2  
F017 ..... \$19.95



**Bee Cylinder**

SIZE: 6 inches tall  
WAX: 11.5 oz  
WICK: 60 ply  
FS51 ..... \$29.95



**Tall Honeycomb**

SIZE: 6.1 inches tall  
WAX: 2.2 oz  
WICK: #2  
F018 ..... \$23.95



**Skep w/ Bees**

SIZE: 2.95 inches tall  
WAX: 3.5 oz  
WICK: #2  
F010 ..... \$19.95



**Small Skep w/ Bees**

SIZE: 1.77 inches tall  
WAX: 1.2 oz  
WICK: #2  
F016 ..... \$18.95



**Old Woven Skep**

SIZE: 3.5 inches tall  
WAX: 2.9 oz  
WICK: #2  
F114 ..... \$29.95



**Traditional Beehive**

SIZE: 3.74 inches tall  
WAX: 4.1 oz  
WICK: #2  
FS207 ..... \$30.95



**NEW! Small Hive**

SIZE: 2.76 inches tall  
WAX: 4.3 oz  
WICK: 60 ply  
FS205 ..... \$30.85



**Bear w/ Barrel**

SIZE: 4.53 inches tall  
WAX: 5.3 oz  
WICK: 60 ply  
FS208 ..... \$39.95



**Bear w/ Honey**

SIZE: 4.53 inches tall  
WAX: 6.4 oz  
WICK: 60 ply  
FS209 ..... \$39.95



**Cube Hive w/ Bee**

SIZE: 2.4 inches tall  
WAX: 4.4 oz  
WICK: 60 ply  
F007 ..... \$29.95



**Medium Pinecone**

SIZE: 3 inches tall  
WAX: 2.9 oz  
WICK: #2  
FS02 ..... \$33.95



**Thin Pinecone**

SIZE: 3.15 inches tall  
WAX: 1.3 oz  
WICK: #2  
F141 ..... \$15.95

Candles, Soaps & Skincare



**Easter Lamb**

SIZE: 2.76 inches tall  
WAX: 4 oz  
WICK: #2  
FS89 .....\$34.95



**Lavender Egg**

SIZE: 3 inches tall  
WAX: 3.7 oz  
WICK: 60 ply  
FS163 .....\$19.95



**Flower Egg**

SIZE: 3.54 inches tall  
WAX: 10.8 oz  
WICK: 60 ply  
FS67 .....\$32.95



**Crochet Egg**

SIZE: 3.25 inches tall  
WAX: 4.8 oz  
WICK: 60 ply  
FS161 .....\$24.95



**Apple w/ Leaf**

SIZE: 2.36 inches tall  
WAX: 7.1 oz  
WICK: 60 ply  
FS45 .....\$27.95



**Little Hare**

SIZE: 3.15 inches tall  
WAX: 1.7 oz  
WICK: #2  
F107 .....\$21.95



**Hare w/ Carrot**

SIZE: 2.36 inches tall  
WAX: 0.8 oz  
WICK: #2  
F105 .....\$18.95



**Angel w/ Violin**

SIZE: 2.16 inches tall  
WAX: 0.7 oz  
WICK: #2  
F020 .....\$15.95



**Girl w/ Accordion**

SIZE: 3.15 inches tall  
WAX: 2.9 oz  
WICK: #2  
FS114 .....\$26.95



**Christmas House**

SIZE: 3.35 inches tall  
WAX: 5.4 oz  
WICK: 60 ply  
FS25 .....\$35.95



**NEW! Santa Claus w/ Christmas Tree**

SIZE: 5 inches tall  
WAX: 4 oz  
WICK: 60 ply  
F040 .....\$43.95



**Holy Family**

SIZE: 7.87 inches tall  
WAX: 13.7 oz  
WICK: 60 ply  
FS14 .....\$69.95



**Pyramid Tree**

SIZE: 8 inches tall  
WAX: 9.5 oz  
WICK: 60 ply  
FS28 .....\$39.95



**Decorated Tree**

SIZE: 7.8 inches tall  
WAX: 9.9 oz  
WICK: 60 ply  
FS17 .....\$52.95



**NEW! Small Decorated Tree**

SIZE: 5.75 inches tall  
WAX: 5 oz  
WICK: 60 ply  
FS18 .....\$40.95

Candles, Soaps & Skincare



**Fir Tree**

SIZE: 5.5 inches tall  
 WAX: 6.2 oz  
 WICK: 60 ply  
**FS22** ..... \$47.95



**Tree w/  
Presents**

SIZE: 4.5 inches tall  
 WAX: 7.1 oz  
 WICK: 60 ply  
**FS20** ..... \$42.95



**Tree w/  
Baubles**

SIZE: 3.5 inches tall  
 WAX: 1.8 oz  
 WICK: #2  
**F138** ..... \$23.95



**Christmas  
Tree w/ Crib**

SIZE: 5.91 inches tall  
 WAX: 9.9 oz  
 WICK: 60 ply  
**F110** ..... \$57.95



**NEW!  
Cylinder w/  
Christmas  
Trees**

SIZE: 3 inches tall  
 WAX: 6.5 oz  
 WICK: 60 ply  
**FS27** ..... \$23.95



**Cube w/  
Pinecone**

SIZE: 3 inches tall  
 WAX: 10 oz  
 WICK: 60 ply  
**FS29** ..... \$26.95



**Snowflake  
Cylinder**

SIZE: 4.25 inches tall  
 WAX: 7.1 oz  
 WICK: 60 ply  
**FS03** ..... \$29.95



**Snowflake  
Ball**

SIZE: 2.63 inches tall  
 WAX: 6.7 oz  
 WICK: 60 ply  
**FS04** ..... \$29.95



**Large Ball**

SIZE: 3.5 inches tall  
 WAX: 12.9 oz  
 WICK: 60 ply  
**FS47** ..... \$39.95



**Cast Ball**

SIZE: 3.5 inches tall  
 WAX: 10.1 oz  
 WICK: 60 ply  
**FS60** ..... \$39.95



**Fairy Ball**

SIZE: 2.16 inches tall  
 WAX: 3.6 oz  
 WICK: 60 ply  
**FS06** ..... \$24.95



**Star**

SIZE: 2.76 inches tall  
 WAX: 5.8 oz  
 WICK: 60 ply  
**FS24** ..... \$29.95



**NEW!  
Crimson  
Rose**

SIZE: 2.2 inches tall  
 WAX: 3.17 oz  
 WICK: #2  
**FS36** ..... \$28.99



**Fading Rose**

SIZE: 4.5 inches tall  
 WAX: 8.1 oz  
 WICK: 60 ply  
**FS35** ..... \$41.95



**NEW!  
Smooth  
Large  
Cylinder**

SIZE: 5.71 inches tall  
 WAX: 16.4 oz  
 WICK: 60 ply  
**FS58** ..... \$49.95

**THAT'S NOT ALL!**

Check out the Betterbee website to view our selection of 150+ Lyson candle molds.

Candles, Soaps & Skincare

LYSON ANIMAL CANDLE MOLDS | **CANDLES, SOAPS & SKINCARE**



**Cast Pillar**

SIZE: 3.75 inches tall  
WAX: 12.5 oz  
WICK: 60 ply  
FS61 .....\$33.95



**Woven Cylinder**

SIZE: 2.63 inches tall  
WAX: 5.6 oz  
WICK: 60 ply  
FS143 .....\$25.95



**Engraved Cylinder**

SIZE: 4.33 inches tall  
WAX: 10 oz  
WICK: 60 ply  
FS09 .....\$30.95



**Small Orchid Cylinder**

SIZE: 3.54 inches tall  
WAX: 10.5 oz  
WICK: 60 ply  
FS57 .....\$31.95



**Curled Cylinder**

SIZE: 3.25 inches tall  
WAX: 9.4 oz  
WICK: 60 ply  
FS142 .....\$21.95



**NEW!  
Hare**

SIZE: 2.76 inches tall  
WAX: 1.4 oz  
WICK: #2  
FS127 .....\$19.95



**Rose Bear**

SIZE: 3.74 inches tall  
WAX: 5.4 oz  
WICK: 60 ply  
FS42 .....\$34.95



**Sitting Bear**

SIZE: 2.8 inches tall  
WAX: 1.6 oz  
WICK: #2  
F132 .....\$19.95



**Mouse w/ Scarf**

SIZE: 3.94 inches tall  
WAX: 4.2 oz  
WICK: #2  
FS120 .....\$31.95



**Elephant**

SIZE: 3.54 inches tall  
WAX: 2.5 oz  
WICK: #2  
FS96 .....\$22.95



**Moorhen**

SIZE: 2.63 inches tall  
WAX: 3.1 oz  
WICK: #2  
FS77 .....\$30.95



**Singing Sparrow**

SIZE: 2 inches tall  
WAX: 1.6 oz  
WICK: #2  
FS91 .....\$28.95



**Turtle**

SIZE: 1.63 inches tall  
WAX: 0.93 oz  
WICK: #2  
FS111 .....\$19.95



**Snail**

SIZE: 1.75 inches tall  
WAX: 2.1 oz  
WICK: #2  
FS106 .....\$28.95



**Rabbit**

SIZE: 1.63 inches tall  
WAX: 1.5 oz  
WICK: #2  
FS86 .....\$19.95



**Owl**

SIZE: 2 inches tall  
WAX: 1.3 oz  
WICK: #2  
FS112 .....\$18.95



**Turning Sparrow**

SIZE: 2 inches tall  
WAX: 1.7 oz  
WICK: #2  
FS90 .....\$28.95



**Frog**

SIZE: 0.9 inches tall  
WAX: 0.34 oz  
WICK: 1/0  
F147 .....\$18.95

Candles, Soaps & Skincare

**Polyurethane Candle Molds**

**PRODUCTION-GRADE** These durable, production-grade molds are made of polyurethane. You'll get hundreds of pours from each mold if you handle them carefully. Many molds have small, delicate pieces, so make sure you remove the candles slowly and with care to avoid ripping the mold. The resulting candles are extremely detailed - more like sculptures. In fact, people often ask if we carved them! Dimensions are the final size of the finished candle.



**Petite Skop**

SIZE: 2 x 2 inches  
WAX: 2.2 oz  
WICK: #2  
RFM61 ..... \$22.65



**Skep + Bee**

SIZE: 2.5 x 2 inches  
WAX: 1.92 oz  
WICK: #2  
RFM13 ..... \$18.45



**Turkey**

SIZE: 3 x 3 inches  
WAX: 4.3 oz  
WICK: 60 ply  
RFM41 ..... \$29.90



**Happy Bee**

SIZE: 3.5 x 1.5 inches  
WAX: 4 oz  
WICK: #2  
RFM62 ..... \$23.95



**Buzzing Bee Cylinder**

SIZE: 3 x 3 inches  
WAX: 8.3 oz  
WICK: 60 ply  
RFM64 ..... \$20.55



**Pinecone**

SIZE: 3.75 x 1.75 inches  
WAX: 3.04 oz  
WICK: #2  
RFM39 ..... \$20.75



**3x5 Cylinder**

SIZE: 3 x 5 inches  
WAX: 16.3 oz  
WICK: 60 ply  
RFM51 ..... \$29.90



**Jumbo Pinecone**

SIZE: 3 x 5 inches  
WAX: 13 oz  
WICK: 60 ply  
RFM59 ..... \$33.85



**Carved Egg**

SIZE: 4.25 x 3 inches  
WAX: 7.36 oz  
WICK: 60 ply  
RFM21 ..... \$27.95



**Fancy Pillar**

SIZE: 5 x 1.5 inches  
WAX: 8 oz  
WICK: 60 ply  
RFM60 ..... \$22.85



**Christmas Tree**

SIZE: 5.25 x 1.75 inches  
WAX: 4 oz  
WICK: #2  
RFM57 ..... \$37.95



**Hand-Rolled Pillar Candle Molds**

**LONGER LASTING** These are poured polyurethane molds that have the hand rolled look. Will burn noticeably longer than the hand rolled variety.

PILLAR23 Hand-Rolled Look Mold, 2 x 3 inches ..... \$32.39

PILLAR33 Hand-Rolled Look Mold, 3 x 3 inches ..... \$34.35




**Bow Tie Wick Bar**

This metal wick bar centers the wick on your container candles. Feed the wick through the slot and place on top of container. Works with any container 3-1/2" or less in width. Durable and reusable.

WB1 Bow Tie Wick Bar ..... \$1.34

Candles, Soaps & Skincare



### Hex Beeswax Cake Mold

Two different molds in one! 3 cakes show a honeybee and flower and 3 cakes feature the word BEESWAX.

**Cavities per mold:** 6 (3 of each)

**Holds:** .93 ounces of wax per mold.

**CAUTION:** Do not pour the wax too hot or these molds WILL melt.

**PBMHX** HEX Cake Mold ..... \$13.95



### Rubber Beeswax Cake Mold

Create your own beautiful beeswax cakes with the word "Beeswax" embossed on each cake. Very flexible and long lasting. **Note:** When filled, this mold can hold up to 20 ounces of wax. If you want perfect 1 lb blocks, we suggest pouring with your mold on a scale.

**RCM16** Rubber Cake Mold, 16 oz ... \$30.85

### MY CANDLES TURNED WHITE! WHY?

This is a natural process for beeswax and is called a **bloom**. It is most common when the candle has been exposed to many temperature changes. You can remove the bloom by wiping it off with a soft cloth or gently blowing a hair dryer across it.



### Bar Beeswax Cake Mold

A simple bar with the word BEESWAX. Very handy for sportsmen and hunters.

**Cavities per mold:** 5

**Holds:** 1.1 ounces of wax per mold.

**CAUTION:** Do not pour the wax too hot or these molds WILL melt.

**PBMBR** Bar Cake Mold ..... \$11.55

### WHICH WICK?

Wick size plays an important role in the final candle results. There are many factors that dictate the size wick required for each candle. **A properly wicked candle will have a melt pool almost the entire diameter of the candle and about 1/4" deep.** A pool deeper than 1/4" is an indicator that the wick is too large. A candle that "pits" or burns straight down the center may have a wick that is too small. Do a test burn to determine the proper wick size for a particular candle diameter.

More helpful information can be found on **page 76**.



### Queen Bee Beeswax Cake Mold

A classic hex shape with a highly detailed queen proud and center!

**Cavities per mold:** 3

**Holds:** .93 ounces of wax per mold.

**CAUTION:** Do not pour the wax too hot or these molds WILL melt.

**PBMQB** Queen Bee Cake Mold ..... \$11.45



### Plastic Beeswax Tart Mold

These molds make small beeswax tarts that can be remelted in tart burners, used for lip balm and salve projects, or sold at farmers' markets. Mold contains 8 cavities. Choose Celtic or Honey Bee design when ordering.

#### WAIT! What is a WAX TART?

Wax MELTS, TARTS, or CUBES are scented pieces of wax without a wick that are melted to release fragrance. Wax melts are placed in a warmer and are gradually warmed to melt the wax and fill your home with aroma. Unlike candles, the wax does not evaporate; only the scent dissipates.

**Note:** Each mold measures 3/4 inch tall x 1-1/2 inches wide and holds 0.6 ounces of wax.

**TMC1** Wax Tart, Celtic Round ..... \$9.22  
**TMB1** Wax Tart, Honey Bee ..... \$9.22

# SOAP MAKING & SKIN CARE

Creating your own natural, therapeutic, and soothing skin care creations is easy and an ideal sideline business.



## Betterbee Deluxe Beginner's Soap Making Kit

**THE RIGHT WAY TO GET STARTED IN SOAP MAKING.** Not sure what you need to get started in soap making? Worry not. Everything you need to make 20+ bars of your own all-natural cold-process soap is included in this kit. Get started today!

### The Kit Includes:

- > Deluxe Digital Scale
- > *Soap Crafting* by Anne-Marie Faiola
- > Thermometer
- > "Handmade" Soap Mold
- > Soap Making Lye, 2 lbs.
- > Coconut Oil, 1.9 lbs.
- > Sweet Almond Oil, 16 oz.
- > Palm Oil, 1.7 lbs.
- > ReleasaGen Spray **(cannot ship internationally)**
- > Reusable Gloves + Safety Glasses.

**BKS** Betterbee Deluxe Beginner's Soap Making Kit ... **\$129.95**

**GIVE THE GIFT OF BEEKEEPING!**



## Soap Crafting

**Anne-Marie Faiola** Now, you can delve into the wonderful world of soap making with this step-by-step colored guide to making the perfect cold-process soap! Creative mold making and enriching ingredients offer you the chance to make soap that will nourish your skin right from home! 239 page Hardcover.



**B306** Soap Crafting..... **\$19.95**

## The Natural Soap Book

**Susan M. Cavitch** Contains advice and formulas for soaps free of additives. 182 pages.



**B303** The Natural Soap Book ..... **\$14.95**

## The Soapmaker's Companion

**Susan M. Cavitch** Using clear, step-by-step instructions, this book leads you through every step of the soap making process. Plus, you'll get tips on how to get started selling soaps. 281 pages.



**B301** The Soapmaker's Companion .. **\$18.95**


Candles, Soaps & Skincare



## Milk-Based Soaps

**Casey Makela**

Learn the time-honored secrets of making skin-nourishing, natural, moisturizing soaps with milk. 107 pages.



**B302** Milk-Based Soaps.....\$12.95

## Making Aromatherapy Creams & Lotions

**Donna Maria**

The author is the founder of the company "Hand-made Toiletries" and conducts workshops to teach people how to prepare natural skin care products of all kinds through a simple five step process. 163 pages.



**B304** Making Aromatherapy Creams & Lotions.....\$16.95

## Making Herbal Salves

**Norma Pasekoff Weinberg**

Part of Storey's Country Wisdom Bulletin series, this installment features more than 20 easy to follow recipes that will improve the quality of your skin. Author Norma Weinberg offers expert advice on how to heal dry skin, how to soften tough calluses, as well as how to choose the right commercial salves and soaps to use. 31 pages.



**B307** Making Herbal Salves.....\$3.95



## Betterbee Deluxe Beginner's Lip Balm Making Kit

**THE EASY WAY TO GET STARTED IN LIP BALM CRAFTING.** Makes a great gift for anyone crafty in your life, or purchase for yourself and give lip balm away as gifts! We've scaled down our own popular recipe to provide a complete kit for making your own lip balm. Includes everything you need to make 25 tubes, including instructions.

### The Kit Includes:

- > Beeswax Pastilles
- > Sweet Almond Oil
- > Wintergreen, Vanilla and Strawberry Flavors
- > 25 Lip Balm Tubes
- > 25 Lip Balm Labels
- > 25 PVC Shrink Wraps
- > Complete, easy-to-follow, step-by-step instructions

**LBK1** Betterbee Deluxe Beginner's Lip Balm Making Kit.....\$27.76



## Lip Balm Filling Tray

**FAST + EASY!** This handy filling tray will simplify the filling of 50 standard lip balm tubes. A must have for efficiently filling lip balm tubes. The top of the tray can be scraped of any excess lip balm with a spatula (included) to create a nice even top to your finished product. Tubes not included.

**LBTRAYS** Lip Balm Filling Tray .....\$30.85

## Deluxe Digital Scale

This 5000 gram (11 lb) capacity scale displays weight in pounds, ounces, or grams. It can also be set to display volume of a substance. To use the volume setting, the density of the fluid must be selected first. There is a chart included to help you know the density of various liquids. This unique volume feature allows use of the scale to measure liquid volumes when a recipe lists volumes but not weight.

**SCALE2** Deluxe Scale .....\$51.75



Candles, Soaps & Skincare



### Sweet Almond Carrier Oil

Used in smaller quantities with base oil in soap recipes. Also used as a main ingredient in massage oils and infusions — just add a fragrance.

SA1 Sweet Almond Carrier Oil, 16 oz **\$10.45**



### Cocoa Butter

This cocoa butter has a slight chocolate odor, but less so than raw cocoa butter. Can be used as a moisturizer and as an aid in the healing of skin.

COCOA1 Cocoa Butter, 1 lb Tub  
 1-4 Tubs ..... **\$12.69**  
 5+ Tub ..... **\$13.19**



### Glycerine Soap Base

Create your own soap blends. Easier than “cold-process” soap making. Just melt, add fragrance and mold. 100% vegetable glycerine.

GSB1 Glycerine Soap Base  
 5 lb Bar ..... **\$29.82**



### Palm Base Oil

Makes a long-lasting soap with small, creamy bubbles. Wide mouth opening of these jars allows for easy access. A must ingredient in making “cold-process” soaps.

PAL1 Palm Base Oil, 1.7 lbs ..... **\$7.35**



### Refined Shea Butter

Helps soften and protect skin from drying. It’s refined, not bleached, and retains a mild, characteristic odor. A nice addition to your lotions, balms, salves and soaps.

SHEA1 Shea Butter, 1 lb Tub  
 1-4 Tubs ..... **\$12.10**  
 5+ Tub ..... **\$11.30**



### High Test Lye for Soap Making

Finding lye for soap making is becoming increasingly difficult. This high test lye is perfect for the soap maker. Our grandmothers used this product with considerable care and caution and you should do the same **Note: The 10 lb container available for pick up only.**

LYE2LB HIGH TEST Lye, 2 lbs. .... **\$12.31**  
 LYE10LB HIGH TEST Lye, 10 lbs ... **\$36.99**



### Coconut Base Oil

Makes a hard soap with large, creamy bubbles. The wide mouth opening of these jars allows for easy access. A must ingredient in making “cold-process” soaps.

COC1 Coconut Base Oil, 1.9 lbs ..... **\$9.95**

### Essential Oils

Essential oils are the essences which are extracted from various plant parts. Use them for scenting your soaps and candles. Please specify scent when placing your order.



EO1L1 ESSENTIAL OIL  
 Lavender, 1 oz ..... **\$12.36**  
 Peppermint, 1 oz ..... **\$13.58**  
 Sweet Orange, 1 oz ..... **\$7.37**  
 Lemongrass, 1 oz ..... **\$7.37**  
 Wintergreen, 1 oz ..... **\$9.28**  
 Anise, 1 dram ..... **\$4.51**

Candles, Soaps & Skincare



### Skin Cream Jar Topper

Add a professional touch to your skin cream jars! These 1-5/8 inch labels are sure to do the trick — a perfect fit on our 2 oz. jars. Ingredients NOT printed on the label. Roll of 100.

**SCL1** Skin Cream Jar Topper ..... \$16.68

### Lip Balm Jar Topper

These labels will help you sell your jars of lip balm. Measures 1-1/4 DIA. Up to 3 lines of personalization available. Roll of 100.

**LBL2** Lip Balm Jar Topper ..... \$8.19

### Bee Crest Guest Soap Mold



Let your guests feel like royalty!

**Cavities per mold:** 5  
**Size:** 2-1/2 D x 3/4 H

**SMGS1** Bee Crest Soap Mold ..... \$9.35

### Sunflower Soap Mold

The symbol of health and vitality.

**Cavities per mold:** 5  
**Size:** 3-1/8 D x 7/8 H

**SMS1** Sunflower Soap Mold ..... \$9.25

### Skin Cream + Lip Balm Premium Containers

**MONEY MAKER!** Skin Cream and Lip Balm are easy to make and can earn you high profits. Just fill these empty containers with your own recipe. All jars include a cap. We sell labels for each of these items.


- LBJ1** Lip Balm Jar, 0.25 oz  
1-99 Jars ..... \$0.42  
100+ Jars ..... \$0.40
- LBT25** Lip Balm Tube, 0.15 oz  
1-3 Packs of 25 Tubes ..... \$9.22  
4+ Packs of 25 Tubes ..... \$8.22
- PSCJ2** Skin Cream Jar, 2 oz  
1-99 Jars ..... \$0.69  
100+ Jars ..... \$0.61
- PSCJ8** Skin Cream Short Jar, 8 oz  
1-99 Jars ..... \$1.31  
100+ Jars ..... \$1.19
- STIN1** Round Metal Tin, 4 oz  
1-9 Tins ..... \$1.39  
10+ Tins ..... \$1.29
- LBTIN2** Rectangular Metal Tin, 1/4 oz (not pictured)  
1-9 Tins ..... \$1.01  
10+ Tins ..... \$0.91



### Skin Cream Label

**A PERFECT FIT FOR OUR 8 OZ. JAR.** These rectangular labels Measure 5-1/4 x 1-3/8. Rolls of 100. **Note:** Can be personalized to display your company name, special event, etc. Call.

**SCL3** Skin Cream Labels ..... \$20.99



### Lip Balm Tube Labels

**CUSTOM PRINTING!** Add a professional touch to your tubes of lip balm with up to 6 lines of personalization (see page 119 for more information). Each label measures 2-1/4 inches high x 1-3/4 inches long and will fit perfectly on our tubes. Roll of 100.

**Hint:** We recommend sealing your lip balm tubes with PVC shrink wrap to protect the label and custom printing.

**LBL1** Lip Balm Tube Labels ..... \$13.75

### Bee + Hive Soap Mold



A classic hex shape with a highly detailed honey bee proud and center!

**Cavities per mold:** 4  
**Size:** 2-3/8 D x 7/8 H

**RHCM1** Bee + Hive Soap Mold ..... \$9.35





**Betterbee  
Natural Beeswax  
Moisturizing  
Skin Cream**

**CUSTOMER FAVORITE!**

This simple, natural cream has been developed from a centuries-old Scandinavian recipe designed to soothe and heal skin affected by those cold, dry Northern winters.

Beekeepers and anyone who wants to soften their skin can use this healing product in any season. Ingredients are listed on the label, with additional space to put your address label.

**BHC1** Unscented Moisturizing Skin Cream, 8 oz Jar  
1-11 Jars ..... **\$9.95**  
12+ Jars ..... **\$7.95**

**BHC2** Moisturizing Skin Cream, 2 oz Jar  
**Available in: Lilac, Lavender, Rose, Lemongrass, or Unscented**  
1-23 Jars ..... **\$4.95**  
24+ Jars ..... **\$3.95**



**LIP1** Lip Balm, 0.25 oz Jar  
1-9 Jars ..... **\$2.94**  
10-47 Jars ..... **\$2.79**  
48+ Jars ..... **\$2.64**

**LBT1** Lip Balm, 0.15 oz Tube  
1-9 Tubes ..... **\$2.94**  
10-47 Tubes ..... **\$2.79**  
48+ Tubes ..... **\$2.64**

**Pure Alpine  
Swiss Honey Soap**

**MAKES A GREAT GIFT!** Each bar contains PURE Honey, and provides a luxurious cleaning experience.

The 2-bar gift box contains two 3.5 oz. soaps (3 inches in diameter). Also available: single bar without box.

Made in Vermont.

**Available in:** Honey, Royal Jelly, Goat's Milk, or Calendula. Please specify variety when ordering.

**SOAPS B2** Swiss Honey Soap  
2-Bar Gift Box  
1-2 Boxes ..... **\$12.95**  
3+ Boxes ..... **\$11.45**

**SOAPS 1** Swiss Honey Soap, NO Box  
1-11 Bars ..... **\$5.95**  
12+ Bars ..... **\$5.70**

**SOAPS 1 CASE** Swiss Honey Soap, No Box  
Case of 24 Bars ... **\$125.95**

**Betterbee  
Natural Lip Balm**

Our Beeswax Lip Balm contains a unique blend of beeswax, natural oils, and other natural ingredients. Complete with a varietal label, with room for your own address label on the side.

**Note:** Lip Balm tubes are labeled & sealed with a heat shrink sleeve.

**Available in:** Wintergreen, Cherry, Pure n' Simple, Cinnamon, Strawberry, Honey, and Raspberry. Please specify when ordering.

**All Natural Country  
Honey Soap + Label**

Made in small batches in Vermont — poured into wooden molds and cured for over one month.

The label includes all the natural ingredients plus gives an overview on how this soap is made and has a place to put your name and address.

**SOAPN1L** Country Soap, w/ Label.... **\$4.53**

**SOAPN1** Country Soap, NO Label  
1-19 Bars ..... **\$3.95**  
20+ Bars ..... **\$3.50**

**SOAPN1C** Country Soap, NO Label  
Case of 120 Bars. .... **\$354.00**

**SOAP LABEL 1**  
Country Honey Soap Label ..... **\$0.18**

Candles, Soaps & Skincare


# BEGINNING BEEKEEPER? THESE BOOKS ARE FOR YOU!

## The Beekeeper's Handbook

**Dr. Diana Sammataro + Dr. Alphonse Avitabile** This

4th edition has guided thousands of beginning and advanced beekeepers in the how-tos of beekeeping. This is our **favorite book** for both beginners and experienced beekeepers. 308 pages.

**B101** The Beekeeper's Handbook... \$26.95



## Storey's Guide to Keeping Honey Bees

**Malcolm Sanford + Richard Bonney**

This comprehensive reference will serve both experienced beekeepers with specific problems, and beginners who are just getting started. 244 pages.

**B134** Storey's Guide to Keeping Honey Bees... \$24.50



## Beekeeping for Dummies

**Howland Blackiston**


Excellent diagrams and pictures in this beginner book. A very popular book to get started. 442 pages.

**B103** Beekeeping for Dummies... \$19.95



# BOOKS & SALES TOOLS

A good read is an excellent way to increase your knowledge base about beekeeping. We've selected the best books in the industry to inspire and inform anyone from beginners to commercial operators. Check out our website for an ever increasing selection!



## Bee Health and Veterinarians

**Wolfgang Ritter, Ed.** Maintaining bee health is a central responsibility in beekeeping, for both professional and amateur beekeepers. Bee health has been affected by harmful practices in worldwide trade. Government veterinarians must be knowledgeable about bees and bee diseases as they are responsible for dealing with notifiable bee diseases/pests and international trade controls. However, private veterinary practitioners must also be informed about the relationship between the physiology of bees and the pathology of honey-bee diseases, as they are responsible for prescribing and delivering the appropriate medicines required by beekeepers. This publication provides a concise but comprehensive overview of this complex set of problems.

**B705** Bee Health and Veterinarians... \$92.95



## Honeybee Veterinary Medicine: Apis mellifera L.

**Nicolas Vidal-Naquet, DVM** This excellent book is for beekeepers with questions about their practice as well as for veterinarians who want to study and work with honeybees. Effective January 1, 2017, if a beekeeper needs to give a hive antibiotics, they need to have a prescription or a veterinary feed directive from a licensed veterinarian with whom they have a valid veterinarian-client-patient relationship. There are not many veterinarians in the US that have worked with honey bees. Consider this European book if you are a veterinarian looking to learn about diseases or if you have a veterinarian you would like to encourage to learn about diseases.

**B706** Honeybee Veterinary Medicine... \$94.95




**The Bee Book**

**Emily Brooks + Matthew Holbein**

This illustrated, interactive, pop-up book has a unique hexagonal structure inspired by the shape of honey combs. Its pieces flip out and unfold into 7 layers of hexagons and diamonds which feature colorful, realistic illustrations of twelve bee species, nine common flowers that bees are attracted to and myriad fun bee facts. **A Betterbee Exclusive!**


**B700** The Bee Book..... **\$35.95**



**The Beekeeper's Problem Solver**

**James E. Tew** This volume provides the information you need to nip problems in the bud and, better still, avoid them in the first place. You are guided through **100 common problems** faced by beekeepers, spelling out in clear and simple terms what the underlying cause is and how to solve it. Each one is tackled in depth, with photographs and diagrams, as well as a wide range of practical tips and useful insights. The problems are divided into ten chapters covering the main areas of beekeeping, from health to housing and parasites to predators.

**B152** The Beekeeper's Problem Solver..... **\$19.95**



**Beekeeping in Northern Climates**

**Dr. Basil Furgala + Dr. Marla Spivak + Mr. Gary S. Reuter**

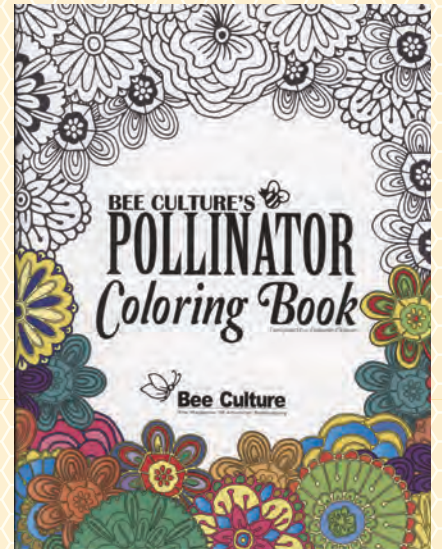
Provides the basic management principles and methods for managing wintered honey bee colonies in northern climates. Includes ten illustrations, a resource list and glossary. 75 pages. For beekeepers, entomology students, and others interested in beekeeping. A great deal for a lot of information.

**Bonus 1:** A copy of **Honey Bee Diseases and Pests**.

**B606** Beekeeping in Northern Climates, PLUS Honey Bee Diseases and Pests..... **\$29.95**

**DR. JAMES TEW IS OUR 2019 FIELD DAY SPEAKER!**

Check out **page 79** for more information on our June 22, 2019 Field Day!



**Bee Culture's Pollinator Coloring Book**

**Designed by Darlene Craven**

Birds, bees, butterflies, bats and hundreds of flowers. 24 highly stylized pages to make just you own. There is no rival for this book for fun, for relaxation, for the heck of it. Each page **perforated** so you can remove, frame, and admire.

**B404** Pollinator Coloring Book..... **\$15.00**

Gifts & Other Products

# WANT TO STAY UP-TO-DATE ON THE LATEST BEEKEEPING NEWS? THESE MAGAZINES ARE FOR YOU!

## Beekeeping: Your First Three Years

A new quarterly publication (from the folks that bring you Bee Culture) directed towards new beekeepers. A very popular magazine the past year at newsstands and bookstores.

**BYF3YRSSUB** 4 Quarterly Issues . . . \$20.00

## Bee Culture

This is a monthly publication that is one industry magazine you should be reading every month.

**BC1YR** 12 Monthly Issues . . . . . \$25.00  
**BC2YR** 24 Monthly Issues . . . . . \$48.00

## American Bee Journal

Stay up-to-date with the latest beekeeping news by subscribing to ABJ!

**ABJ1YR** 12 Monthly Issues . . . . . \$28.00  
**ABJ2YR** 24 Monthly Issues . . . . . \$53.00

Canada and foreign orders extra. Please call for more information.



## The Hive and the Honey Bee

**Joe M. Graham**

This is the 2015 edition of the "bible" of practical beekeeping. This hardcover, 1,057 page reference work covers every aspect of bees and beekeeping through 29 comprehensive chapters (each written by a different expert).



**B106** The Hive and the Honey Bee . . \$54.50

## Mating Biology of Honey Bees

**Koeniger + Koeniger + Ellis + Connor**

The authors reveal their discoveries made in isolated regions in the alps, Drone Congregation Areas that are decades old, and across extensive plains to establish the biologic preferences and motivations of the honey bee. 155 pages.



**B119** Mating Biology of Honey Bees . \$32.00

## The Honey Handbook

**Kim Flottum**

The sequel to the popular Backyard Beekeeper. Covers everything from floral sources to harvesting mechanics and a large number of great recipes using honey. 168 pages.



**B111** The Honey Handbook . . . . . \$19.95

## ABC & XYZ of Bee Culture

**Amos Ives Root**  
**New Edition**  
**Coming in 2019!**

This is the 41st Edition of an encyclopedia pertaining to the scientific and practical culture of honeybees. The answer to every bee question is probably in here. 911 pages and over 1,000 pictures.




**B107** ABC & XYZ of Bee Culture . . . \$54.95

## Honey Bee Biology and Beekeeping

**Dewey M. Caron with Lawrence John Connor**

This is the revised edition of a very comprehensive book is a must have for teachers and beekeepers. With hundreds of full color photos and diagrams, this book offers insights into bee behavior, current management techniques, and updated threat analysis, all in context that will elucidate and educate. 368 pages.



**B150** Honey Bee Biology and Beekeeping, Revised Edition . . . . . \$54.95

## Build Your Own Beekeeping Equipment

**Tony Pisano**


With these step-by-step instructions, a table saw, and a few other common tools and materials, you can build everything you need to house and protect your bees — from hive bodies to supers and covers. Includes a section on installing electric fencing and plans for building jigs for assembly. 159 pages.



**B144** Build Your Own Beekeeping Equipment . . . . . \$19.95

## Increase Essentials

**Lawrence John Connor** The essential book on making new bee colonies, using nuclei as a means of varroa mite control, and keeping spare queens available for use to replace failed queens in full-sized colonies. 176 pages.



**B118** Increase Essentials ..... \$24.95

## What Do You Know?

**Clarence H. Collison** This collection of Questions and Answers was chosen from the best of nearly two decades of testing readers of Bee Culture. They cover aspects of bee biology, colony management, pollination, and products of the hive. Over 2,550 questions (and answers) in this book. 421 pages.



**B151** What Do You Know? ..... \$28.95

## The Backyard Beekeeper

**Kim Flottum** Shows beginners all the wonders of beekeeping. Covers the fundamentals, plus hive products, candle making, soap making and cooking with honey. 208 pages.



**B109** The Backyard Beekeeper .... \$22.95

## Hive Management

**Richard E. Bonney** Broaden your scope of year round hive management for maximum production from a professional beekeeper's perspective. Offers concise, up-to-date information on the whole range of beekeeping tasks. 152 pages.



Topics include:

- > How to prevent, control, and capture swarms
- > What you can tell from an outside inspection of your hives
- > When and how to "take the crop" and harvest honey
- > How to successfully requeen — from handling and marking queens to methods of introducing one into a hive.
- > The problem signs to look for when you open up a hive

**B105** Hive Management ..... \$16.95

## Bee-sentials: A Field Guide

**Lawrence J. Connor with Robert Muir** The beekeeping book you have been looking for — a basic book with some meat on its bones. For continued study by new and not so new beekeepers. Many full color photos, including 25 colorful pages of honey plants. 208 pages.



**B117** Bee-sentials: A Field Guide .. \$27.95

## Swarming: Its Control & Prevention


**L.E. Snellgrove** Written by England's most respected beekeeper, this essential work deals with the subject of swarming control and prevention. 110 pages..



**B130** Swarming: Its Control & Prevention..... \$22.95

## Keeping Bees in Towns and Cities


**Luke Dixon** Everything you need to know to start beekeeping in an urban environment. Covers the basics of beekeeping including hive selection, obtaining bees, colony care, harvesting honey and winter preparation. Also deals with the specific needs and concerns of the urban beekeeper. 183 pages.



**B139** Keeping Bees in Towns and Cities ..... \$19.95

## A Short History of the Honey Bee

**E. Readicker-Henderson** Combining gorgeous photography and engaging text, this book follows the journey from flower to hive to honey throughout history. 163 pages.



**B136** A Short History of the Honey Bee ..... \$19.95



## A Colour Guide to Pollen Loads

**William Kirk**

Pollen loads were collected from bees in Britain and Germany — giving us surprising evidence of the natural variation in the colors seen at the hive entrance. The guide contains a key of 500 colors and describes the pollen loads of 268 plant species found in Europe. Text is given in English, French and German, because of the wide demand for such a book. 54 pages.

**B131** A Colour Guide to Pollen Loads ..... **\$39.95**



## The Bee: A Natural History

**Noah Wilson-Rich**

Earth is home to more than 20,000 bee species. This book takes a look at this diversity, with practical, hands-on discussions of topics such as beekeeping and bee health. It explores our relationship with the bee, delving into what the future holds. 224 pages.

**B148** The Bee: A Natural History... **\$27.95**




## Honeybee Democracy

**Thomas D. Seeley**

This NY Times best seller by the noted professor at Cornell University, describes how honey bees make decisions by consensus, making collective decisions critical for the colony's survival. 273 pages.

**B140** Honeybee Democracy ..... **\$29.95**



## Garden Plants for Honey Bees

**Peter Lindtner**

This book is the culmination of a lifetime of photography, beekeeping, and horticulture. With each plant accompanied by a simple pollen and nectar production rating guide derived from his careful observations, this photo-rich guide can help you identify your most bee-friendly plants, add more to your landscaping and even plot a season-long supply of bee-preferred nectar and pollen producers in your own backyard. 369 pages.

**B146** Garden Plants for Honey Bees..... **\$33.95**




## Major Flowers Important to Honey Bees in the Northeast and mid-Atlantic States

**D. Sammataro + A. Harmon**

The first field guide we are aware of to focus on the major honey bee plants. Fits in your pocket. This is a quality printing on special water proof paper with full color photos. There is space on each page for you to note the dates these flowers bloom in your area. 40 pages.

**B142** Major Flowers Important to Honey Bees in the Northeast and mid-Atlantic States..... **\$17.95**




## Honey Bees and Beekeeping: A Year in the Life of an Apiary

**Keith Delaplane, Ph.D.**

Beekeeping is enjoyable and satisfying, whether you're a professional or a novice. With a bit of ingenuity and a little knowledge, anyone can successfully raise honey bees. Learn how to set up and maintain your own honey bee colony from one of the nation's foremost entomologists as he guides you through each step, from buying tools and selecting healthy bees, to harvesting and selling honey. 108 pages, plus DVD.

**BCOMB01** Honey Bees and Beekeeping: A Year in the Life of an Apiary Book + DVD. .... **\$45.95**



## Attracting Native Pollinators

**Eric Mader + Matthew Shepherd + Mace Vaughan + Scott Black**

The comprehensive guidebook for gardeners, small farmers, orchardists, beekeepers, naturalists, environmentalists, and public land managers on how to protect and encourage the activity of the native pollinators of North America. 371 pages.

**B138** Attracting Native Pollinators . **\$24.95**

### The Bee Man

**Laurie Krebs** This simple rhyming narrative is a great introduction to the world of beekeeping. Excellent illustrations. A “must read” for grandparents to share with their grandchildren. 41 pages.



**B402** The Bee Man..... \$8.99

### Grandpa's Hidden Gold Farm

**Sharyl Calhoun** You might not expect to discover gold on a farm, but Grandpa knows just where to find this hidden treasure. Also learn the parts of the hive and tools used in beekeeping.



**B403** Grandpa's Hidden Gold Farm .. \$7.95

**Rave Review:** “WE SHOULD SELL IT. I LIKE THE BOOK!” (Riley Renee Kobler, beginning beekeeper and Neal's daughter)

### Cooking with Honey

**Joanne Barrett** Part of Storey's Country Wisdom Bulletin series, this inexpensive cookbook should be on every honey sales table. Contains recipes for a variety of foods including, whole wheat bread, honey lemonade, barbecue sauce, and carrot cake. Includes helpful tips for cooking with honey, as well as the variety of uses of honey right out of the jar. 32 pages.



**B602** Cooking with Honey..... \$3.95

### Old Favorite Honey Recipes

This book features **over 250 recipes** gathered over the years by American honey producers, beekeepers and cooks, and updated for the modern kitchen. Comprised of 13 categories: Beverages, Breads, Cakes, Candies, Cookies, Desserts, Icings, Meats, Salads, Sandwiches, Vegetables and Dressings, as well as an informative section of honey facts and hints. 138 pages.



**B604** Old Favorite Honey Recipes ... \$9.95

### Honey: The Gourmet Medicine

**Joe Traynor** This educational book will help educate you and your customers on the benefits of honey and other products from the hive. It deals with all the scientific and anecdotal evidence that is out there to show honey's medicinal value. A great addition to sell with your honey. 106 pages.



**B603** Honey: The Gourmet Medicine ..... \$9.95

### Welcome to Our Honey Farm Coloring Book


This 31-page coloring book is informative, educational and fun. Crayons included!



**B401** Welcome to Our Honey Farm Coloring Book..... \$1.95

### Beekeeping at Buckfast Abbey

**Brother Adam** This book describes the life work of Brother Adam: beekeeper, queen breeder, and developer of the Buckfast bee. Brother Adam's techniques of queen rearing and keeping newly mated queens in small colonies are the basis of the highly successful queen rearing and overwintered nuc programs established by Kirk Webster and Michael Palmer. A must have for your beekeeping library. 122 pages.



**B141** Beekeeping at Buckfast Abbey..... \$24.95

### Natural Beekeeping

**Ross Conrad** Conrad brings together the best organic and natural approaches to keeping honeybees healthy and productive here in one book. Readers will learn about nontoxic methods of controlling mites, breeding strategies, and many other tips and techniques for maintaining healthy hives. 285 pages.



**B112** Natural Beekeeping..... \$35.00

## Howard Feed-N-Wax Wood Polish + Conditioner

A penetrating wood feeder and preserver for all finishes and natural woods. Contains beeswax, carnauba wax, and orange oil. This unique blend enhances the natural beauty and depth of grain, prevents drying and deterioration of the wood and finish.



**HFMW08** Howard Polish, 8 oz ..... **\$8.84**  
**HFMW16** Howard Polish, 16 oz ..... **\$15.65**

## The Original Bee's Wax Old World Formula Furniture Polish

Cleans, protects, preserves, and restores. Use on glass, marble, fine furniture, stainless steel, chrome, formica, and many other surfaces. 17 oz can. **Note:** Can not ship via air.



**OBW1** Bee's Wax Furniture Polish.. **\$11.28**



## Betterbee Cap

Made of 100% brushed cotton, this hat lets all your beekeeper friends know where you get your supplies and advice! Brass snap at back to adjust to most head sizes.

**HAT2** Betterbee Cap ..... **\$14.99**



## Miniature Hive

This scale-model hive comes complete with: **bottom board, entrance reducer, 2 hive bodies, 20 removable frames, inner cover and telescoping outer cover.** Perfect to illustrate to your customers how the bees live. Great for school talks!

**MHIVE1** Miniature Hive..... **\$74.25**



## Honey for Health Cap

Made of washed cotton, this hat has the same skep logo as our "Honey for Health" T-shirt. Nylon mesh liner promotes cooling and leather strap adjusts to most head sizes.

**HAT1** Honey for Health Cap ..... **\$15.40**



## Golden Skep Honey Pots

This honey pot comes with a cute honey bee stirrer topped with a wood and polystone bee. 3 x 3-1/2 inches.

**HPOT2** Golden Skep Honey Pot ..... **\$9.15**  
**HPOT2C** Case of 7 Pots..... **\$58.95**



## Vermont Bee Quilt Note Cards

**BETTERBEE EXCLUSIVE!** This pack of 12 cards is from the quilt, **Mind Your Own Beeswax**, by Vermont artist Hope Johnson. Three each of 4 designs and includes envelopes. Packaged in a clear lid box perfect for gifting.

**NOTECARD1** Vermont Quilt Bee Note Cards ..... **\$15.99**



### Support Beekeeping

A very popular t-shirt that uses the design of our "Support Beekeeping" BEE vehicle decal. White printing on 100% cotton black shirt.

**Sizes:** Adult S, M, L, XL, XXL

**T8** Support Beekeeping T-shirt . . . . \$15.95



### New Yorker Beekeeper Cartoon

This shirt says "John, the bees go on the outside." Original Artwork by Shannon Wheeler and Printed in the New Yorker Magazine. T-shirt is made from organic cotton. Black printing on on 100% cotton white shirt.

**Sizes:** Adult S, M, L, XL, XXL

**T6** New Yorker Beekeeping T-shirt . \$15.95



### The Bee Skep Label

We've taken our popular Betterbee Bee Skep Label that people like so much and turned it into a t-shirt. Full-color printing on on 100% cotton sand colored shirt.

**Sizes:** Adult S, M, L, XL, XXL

**T3** Bee Skep Label T-shirt . . . . . \$15.95



### The Old Beekeeper

This highly-detailed shirt shows the by-gone days of the beekeeper's art. Brown printing on 100% cotton sage green shirt.

**Sizes:** Adult S, M, L, XL, XXL

**T4** The Old Beekeeper T-shirt. . . . . \$15.95



### Honey for Health

A perfect match to our very popular "Honey for Health" Skep Cap. Rust printing on on 100% cotton brown shirt.

**Sizes:** Adult S, M, L, XL, XXL

**T1** Honey for Health T-shirt . . . . . \$15.95



### Swarm Gathering

We're offering the image from our 2005 catalog as a t-shirt. Black printing on on 100% cotton cream shirt.

**Sizes:** Adult S, M, L, XL, XXL

**T5** Swarm Gathering T-shirt. . . . . \$15.95



**Metal Honey Sign**

**18 x 12 inches** A beautiful, complementary sign for your honey sales stand. Made of .032 aluminium. This sign is ideal for placement behind a display of honey in a store or on the outside wall of a farm stand. For roadside use, it needs to be mounted on plywood. Use on country roads, where traffic is slow enough to see this smaller sign.

**SIGN1** Metal Honey Sign..... \$33.95

**Bee Yard Warning Sign**

**11-1/4 inches square** Some bee yard signs portray bees in a negative manner. Yes, we want people to stay away — but it would be better if they did so out of respect, rather than fear. Solid Aluminum, enameled.



**BYS2** Bee Yard Warning Sign  
1-9 Signs..... \$4.49  
10+ Signs..... \$4.24



**Plastic Honey Sign**

**24 x 18 inches** Made of heavy gauge, weatherproof plastic — printed on both sides. Mount in a wooden frame on a post or use our specially designed steel frame (as shown above).

**SIGN2** Plastic Honey Sign..... \$23.95  
**FRAME1** Step-In Metal Frame..... \$27.50



**Beekeeper Behind the Wheel Vehicle Decals**

**IN ENGLISH AND POLISH** Let the world know you're loud and proud to be a beekeeper with these new car decals. Black print on a clear sticker. Size: 2 x 4 inches.

**DECALBKPREN** English..... \$1.50  
**DECALBKPRPL** Polish..... \$1.50



**Plastic Honey Sign**

**36 x 24 inches** This sign will stop traffic and sell honey. Printed on both sides on heavy gauge plastic. The most effective way we have seen this size sign mounted is by drilling holes in each of the corners and wiring it to a 3 x 4 foot frame, then painting the frame the same color as the sign.

**SIGN3** Plastic Honey Sign..... \$35.65



**Buy Local Honey + Support Beekeeping BEE Vehicle Decals**

Each decal boldly conveys a simple, concise and clear message. Advertise your hobby by displaying this decal in your car or truck window. Specify **Buy Local Honey** or **Support Beekeeping** when ordering. Size: 3 x 5 inches.

**DECAL** BEE Vehicle Decals..... \$2.95



**Honey Sales Banner**

Make your honey display stand out with our full-color, heavy-duty vinyl, honey banner. The skep matches our best-selling bee skep label. 6 x 2 feet.

**BANNER1** Honey Sales Banner.... \$62.49

**Betterbee Sweet  
100% Natural  
Honey Candy**

**BEST SELLER!** This 100% all-natural Honey Candy is something that everyone loves. Skiers and hikers buy this candy constantly to keep their mouths moist in the cold and to soothe winter's sore throats. Customers come back to buy it again and again. Approximately 115 pieces per pound. Choose from **Lemon, Honey, Pomegranate, Apple and Assorted.**

**Note:** Food items are not returnable.

**How to use:** 1. Add 'em to gift baskets, 2. Use 'em as stocking stuffer, 3. Give-a-way at farmer's market, 4. Sell 'em along with your other products, 5. Eat 'em!

**Purchase 12 or more of any variety (or a mix) to receive a quantity discount.**

<b>CANDY1</b> Honey Candy, 1 lb Bag	
1-11 Bags .....	\$6.50
12+ Bags .....	\$5.60



**Original Honey**

Undisguised and completely natural — the pure honey candy.



**Honey + Apple**

Like "an apple a day"—tasty and naturally good for you.



**Honey + Lemon**

Soothes your throat and satisfies your cravings naturally.



**Honey + Pomegranate**

Natural honey with the addition of the unique flavor of antioxidant-rich pomegranate.

**WANT TO SELL  
MORE HONEY?  
THESE SELLING  
TIPS + HINTS  
ARE FOR YOU!**

**Know your GOAL**

Decide what your goals are. Do you want to get a premium price? Then value added and specialty products are the way to go. (Think: lip balm, pollen, creamed honey, infused honey, etc.)

**Don't sell CHEAP**

It's OK to ask for a premium price! All too often farmers (and beekeepers alike) don't value their product enough. Charge what you are worth!

**Keep it CLEAN**

A neat and well-ordered display table or counter will help you sell more honey. Sticky jars will not.

**Tell your STORY**

Customers want to know about you and your beekeeping practices as much as they care about the taste of your honey.

**Have a TASTE**

Sampling sells! Always offer a test taste, especially if you are selling at farmers' markets.

**Master the UP-SELL**

When a customer comes in for a certain item, why not ask them what else they need. A friendly question may result in another sale!

**HELP the competition**

Don't have a product on hand that a customer needs? Recommend a competitor who can help right away.

**SAVE the bees**

Everyone can do something to help save the bees. Remind every customer how vital bees are to life on this planet.

**WHAT'S IN  
THAT CANDY?**

These candies contain NO corn syrup, NO artificial colors or flavors. All flavors contain these ingredients:

**Evaporated Cane Juice, Brown Rice Syrup, and Honey.** These

candies contain these additional ingredients:

**Apple:** Citric Acid, Natural Apple Flavor; **Pomegranate:** Citric Acid, Pomegranate Flavor; and **Honey Lemon:** Natural Lemon Oil.

# HONEY STRAWS | GIFTS + OTHER PRODUCTS



KRAFT  
DISPLAY  
BOX WITH  
500 HONEY  
STRAWS



WOOD  
DISPLAY  
BOX WITH  
500 HONEY  
STRAWS

**U** All our honey straws are:  
Orthodox Union Kosher Certified



APPLE



BANANA



BLUEBERRY



CHERRY



CINNAMON



GRAPE



LEMON



LIME



ORANGE



PEACH



PEPPERMINT



PINA COLADA



RASPBERRY



ROOT BEER



STRAWBERRY



WATERMELON

## Premium Honey Straws + Display Kit

**IMPULSE SALES!** Our Premium Honey Straws are a great impulse item for any store that sells honey. To get started, order a display box (wood or kraft paper) with 500 honey straws in our most popular flavors. **Note:** We cannot make substitutions to variety packs. Food items are not returnable.

**JUST ADDED: LICORICE, CHOCOLATE, AND PINK LEMONADE. TRY THEM TODAY!**

**HSD1** Honey Straws, 500 assorted + KRAFT Display Box ..... **\$57.95**

**HSD2** Honey Straws, 500 assorted + WOOD Display Box ..... **\$92.95**

**HSRP** Honey Straws Replacement Pack 500 assorted ..... **\$52.95**

**HSDB1** KRAFT Display Box, empty .. **\$7.35**

**HSDB2** WOOD Display Box, empty .. **\$41.95**

## Premium Honey Straws

**CUSTOMER FAVORITE!** All our Honey Straws can be purchased in a 50 pack or a box of 2000. Mix and match ten or more 50 packs or five or more boxes of 2000 and save with quantity pricing!

**HS50** Honey Straws, Pack of 50  
1-9 Packs ..... **\$5.70**  
10+ Packs ..... **\$5.40**

**HS2000** Honey Straws, Pack of 2,000  
1-4 Packs ..... **\$199.95**  
5+ Packs ..... **\$189.75**

### Honey Straw Sample Pack

**CUSTOMER FAVORITE**

Contains our most popular flavors. Includes 5 straws each of: **Apple, Banana, Blueberry, Cherry, Grape, Lemon, Lime, Orange, Peach, Peppermint, Pina Colada, Pure Honey, Raspberry, Root Beer, Strawberry, and Watermelon.**

**Note:** Pack flavors may vary slightly.

**HSSP** Honey Straw Sample Pack... **\$12.95**



### Sour Honey Straw Sample Pack

Contains our most sour flavors. Includes 10 straws each of: **Sour Blue Raspberry, Sour Cherry, Sour Grape, Sour Green Apple, Sour Lemon, Sour Orange, and Sour Strawberry.**

**Note:** Pack flavors may vary slightly.

**HSSPSOUR** Sour Honey Straw Sample Pack ..... **\$12.95**



### Pure + Natural Honey Straw Sample Pack

Contains naturally flavored and pure varietal honey. Includes 8 straws each of: **Wildflower, Orange Blossom, Pure Honey, Color-free Cinnamon, Color-free Lemon, Color-free Mint, and Color-free Orange.**

**Note:** Pack flavors may vary slightly.

**HSSPNATURAL** Natural Honey Straw Sample Pack ..... **\$12.95**



### 100% Pure Varietal Honey Straws

Our varietal honey straws are pure honey and are flavored only by the flowers accessed by the bees. Available seasonally; please call or check the website for availability.

**Note:** Specify variety when ordering.

**WILDFLOWER HONEY**

**HS50** Varietal Honey Straws, 50 Pack  
 1-9 Packs ..... **\$5.54**  
 10+ Packs ..... **\$5.24**

**HS2000** Varietal Honey Straws, 2,000 Pack  
 1-4 Packs ..... **\$195.60**  
 5+ Packs ..... **\$184.80**

**ORANGE BLOSSOM, AND BLACKBERRY BLOSSOM HONEY**

**HS50** Varietal Honey Straws, 50 Pack  
 1-9 Packs ..... **\$6.35**  
 10+ Packs ..... **\$6.00**

**HS2000** Varietal Honey Straws, 2,000 Pack  
 1-4 Packs ..... **\$228.20**  
 5+ Packs ..... **\$215.60**

### WHAT DOES "VARIETAL" MEAN?

“Varietal” refers to the flowers the bees visit to collect nectar, from which they make a specific honey.

Example: bees make orange blossom honey from orange tree blossoms. Varietal honeys are distinct in flavor and appeal to those looking for variety without the artificial flavorings!

**BELOW**

### Sour Honey Straws

These will be a guaranteed hit with anyone looking for a little bit of sour. Featuring these Super Sour flavors: **Orange, Strawberry, Grape, Cherry, Lemon, Green Apple, Blue Raspberry.**

**Note:** Specify variety when ordering.

**HS50** Sour Honey Straw, 50 Pack  
 1-9 Packs ..... **\$5.54**  
 10+ Packs ..... **\$5.24**

### Color-Free Honey Straws

These color-free honey straws raise the intensity of flavor using natural ingredients such as mint, lemon, or cinnamon while maintaining minimal artificial ingredients. No coloring is added! If you want stronger flavors than our varietal honey, but still like the natural look, try these varieties to-day! Featuring these color-free flavors: **Cinnamon, Orange, Mint, Lemon.**

**Note:** Specify variety when ordering.

**HS50** Color-Free Honey Straws, 50 Pack  
 1-9 Packs ..... **\$5.54**  
 10+ Packs ..... **\$5.24**



**SUPER SOUR FLAVORS (L-R):** Orange, Strawberry, Grape, Cherry, Lemon, Green Apple, and Blue Raspberry





## Betterbee Honey Stirrer

**MAKES A GREAT GIFT!** These stirrers are a delightful addition to afternoon tea or as a honey lollipop for a special treat.

**Ingredients:** Sugar, Corn Syrup, Honey, Water, Natural Oils, and Natural Clover Honey Flavoring.

**Note:** Food items are not returnable.

<b>STIR1</b> Betterbee Honey Stirrer	
1-9 Stirrers .....	\$1.89
10-99 Stirrers .....	\$1.79
100+ Stirrers.....	\$1.69

## 5 Gallons Pure Honey

Filtered and packed in 5 gal./60 lb. container. Honey prices are subject to change based on market conditions. Call for availability and pricing.



**Note:** Food items are not returnable.

**HB1** Pure Honey, 5 gal Bucket ... \$ Call

## 1 Pound Creamed Honey

This creamed honey can also be used a starter for making your own! Creamed honey is created by mixing "starter" with liquid honey and storing at a cool temperature, which controls the crystallization so that the crystals all grow at a uniform rate. The finished product tastes creamy and delectable.

**Note:** Food items are not returnable.

**CH1** Creamed Honey..... \$8.00



## Queen Bee Kitchen Towel

**GREAT GIFT IDEA!** This generously sized kitchen towel is 100% cotton, absorbent and lint free. Silk screened with organic pigments, this is the perfect kitchen accessory for your kitchen Queen Bee. Size: 22 x 32 inches. Made in the USA.

**QBT** Queen Bee Kitchen Towel..... \$14.95

## Premium Wooden Honey Dippers

**CLASSIC DESIGN!** Wooden honey dipper for use in a honey pot. This is the classic method of getting honey out of a honey pot. Specify S (6"), M (7") or L (8") when ordering.

<b>HD1</b> Premium Wooden Honey Dipper	
1-4 Dippers .....	\$1.65
5-99 Stirrers.....	\$1.45
100+ Stirrers .....	\$1.35

## Energy Bars



Honey, royal jelly, ginseng, and dark chocolate in the QBeenergy Bar give you the boost you need for all your activities. These gourmet bars are a great impulse buy. Pack of 15.

**ENERGY15** QBeenergy Bars..... \$32.95

## Bee Key-Pers Key Chains

**BELOW** These Bee Key-Pers make great key chains, luggage tags, backpack and lunchbag tags and zipper pulls. Available in a variety of designs to fit your taste! Measure 5 x 1.25 inches. Please specify design by letter (below) when ordering.

<b>KEYCHAIN1</b> Bee Key-Pers Key Chain	
1-2 Key Chains.....	\$9.25
3+ Key Chains.....	\$8.25





**Ships Free!**

### The DELUXE Betterbee Gift Basket

**THE PERFECT GIFT!** The deluxe gift basket is the perfect gift for a friend, relative, or coworker with a taste for high quality, handmade goods.

**Betterbee will ship the basket for FREE anywhere in the lower 48 states.**

**Small Gift Basket (10 x 7 x 5 inches) includes ALL the following:**

- > Hand-woven Basket with solid wood bottom made by a skilled Upstate New York artisan. **Colors may vary.**
- > 13oz of NY Wildflower Honey in attractive Glass Honey Bear
- > All-Natural Country Honey Soap **A Customer favorite!**
- > Betterbee Moisturizing Skin Cream, unscented (made with Beeswax here in NY)

- > Betterbee Lip Balm jar and tube (made with Beeswax here in NY)
- > One small Beeswax Candle from our candle shop
- > 4 oz Betterbee All-Natural Honey Candy, assorted: (Honey, Honey-Lemon, Honey-Pomegranate, Honey-Apple)
- > 25 Pure Honey Straws
- > Xerces Wildflower Seeds, 1/2oz. Plant these seeds to add beauty and pollinator forage to your gardens!

**Large Gift Basket (11" x 9" x 5") includes ALL the above, plus:**

- > Small Beeswax Candle
- > 8" Handmade Yellow Beeswax Taper candles (one pair).

**GIFTBASKETSMALL**  
Deluxe Betterbee Basket, Small ... **\$59.99**

**GIFTBASKETLARGE**  
Deluxe Betterbee Basket, Large ... **\$79.99**



### The Complete Bee Lining Kit: Box + Book

**About the KIT:** The kit includes the Bee Lining Box, anise extract to attract the bees, a piece of plastic comb in which to place the anise scented syrup, as well as instructions and references.

**About the BOX:** The bee lining box is built for us by a local craftsman. It consists of two chambers separated by a moveable slide. The rear chamber has a window with another removable slide. The front chamber also has a window with a hinged cover.

**About the BOOK:** Tom Seeley's instant classic, **Following the Wild Bees: The Craft and Science of Bee Hunting.** A delightful foray into the pastime of bee hunting, an exhilarating outdoor activity that used to be practiced widely but which few people know about today. Thomas Seeley, a world authority on honey bees, describes the history and science behind this lost pastime and how anyone can do it.

**BLBK** Bee Lining Kit ..... **\$74.95**  
**BLB** Bee Lining Box..... **\$47.79**  
**B123** Follow the Wild Bees Book... **\$22.95**



### The ORIGINAL Betterbee Gift Basket

Our Original Gift Basket includes our country honey soap, 2 oz. of our own unscented hand cream, 1 lb. of honey, four pure beeswax votives, and honey candy. Gift wrapped in our colorful and informative 5 lb. honey pail.

**GIFTBASKET1**  
The Original Betterbee Gift Basket .. **\$23.64**


### Honey Bee Posters

Showcase information about honey bees with these fun, knowledge-packed posters.

**MPOST2** Life Cycle Poster ..... **\$15.40**  
**POSTR1** Bee Attitudes Poster ..... **\$10.72**  
**POSTR2** Bee-Ology Poster ..... **\$10.72**

## The Monk and The Honeybee

**Brother Adam** The fascinating story of Brother Adam, the Benedictine Monk at Buckfast Abbey in Devon England. His life's work: the development of the Buckfast bee. His work spanned seven decades and took him all over the world in search of bees and genetic material to breed his superbee. Suitable for all ages and levels of beekeeping experience. 90 min. DVD.



**DVDMONK** The Monk and The Honeybee DVD..... **\$29.00**

## Bees: Tales from the Hive

**NOVA** The NOVA documentary is filmed inside a hive to explore the most intimate and spectacular portrayal of a working bee colony. Captures: the queen's mating flight, worker bees defending the hive, workers searching for nectar, & honey bees performing the waggle dance. 54 min. DVD



**DVDTALES** Bees: Tales from the Hive DVD..... **\$21.75**



## The Betterbee 5 Frame Observation Hive

This is the Observation Hive perfect for your honey house, farm store or living room! Designed to be a semi-permanent fixture and provide years of observation opportunities. Holds 5 deep frames. Features a Plexiglas panel on each side, and a screened feeding area that accepts a standard mouth mason jar. Contains a portal to accept an entrance tube.

**Note:** For pickup or truck shipment only.

**OH2** The Betterbee 5 Frame Observation Hive..... **\$284.95**



## The Betterbee ORIGINAL Observation Hive

**Customer Favorite.** Gain a better understanding of the ways your bees build comb, store nectar and pollen and raise brood.

- > Holds 2 deep or 3 medium frames
- > A screened inner cover for feeding winter patties and ventilation
- > Large viewing area
- > Hive darkening Covers
- > Plexiglas panels on both sides
- > Screened feeding station with boardman feeder cap
- > Additional ventilation for moving and for displaying at events. Set up for adapting to an entrance tube.


**OH1** The Betterbee Original Observation Hive..... **\$190.50**

## Observation Hive Handbook

**Frank Linton** This handbook, contains instruction, anecdotes, full-color photographs, and a wealth of information for the backyard beekeeper. Shows everything you need to know to successfully select, install, and maintain a permanent observation hive. 80 pages.



**B153** Observation Hive Handbook .. **\$24.95**



# ODDS & ENDS

FROM THE BETTERBEE WAREHOUSE



## 1-inch Heavy Duty Tie-Down Hive Strap

This 1-inch Heavy Duty Tie-Down Hive Strap makes a great beehive strap for: securing the cover against wind, moving a hive, and helping to keep a hive together if tipped over. A 12-ft long strap will hold together a hive consisting of up to 2 deeps plus 3 medium supers.

### Features:

- > The 1" wide polypropylene webbing has a tensile strength of 1,500 pounds.
- > The webbing is soaked in a proprietary UV protectant to assure a long life in the sunny outdoors.
- > NO ratchet mechanism to fight with; just a simple cam-lock that is easy to feed, tighten, and release.

**STRAP12** Heavy Duty Hive Strap ..... \$6.15



These hives were saved from a bear attack because they were strapped together!



This what properly secured hive looks like.

## Fischer's Nectar Detector®

### Handheld Beekeepers' Hive Scale

This hand-held device is used to measure the weight of a hive along the center line. The scale displays the effort it takes (pounds) to raise the back of the hive. No more guessing if one hive is heavier than another by lifting the back. You will now have a number to compare and record. When you check again you will know for sure the change in weight of your hives.

**Good Habit:** Weigh all hives in the yard before inspecting, and use the relative change in each weight as an indicator of which hives need inspecting. Heavy duty handle included.

**Pro Hints:** WINTER: Weigh your hives on a regular basis in winter, and you can help your bees avoid starvation. SPRING: Continue to weigh hives in spring to detect when each of your blooms begin and end, helping you super accordingly. SUMMER: Keep weighing hives to see when the bloom ends and when harvesting to estimate honey yields. FALL: When feeding, weigh hives to assure that you have fed enough, and that all hives are gaining weight.

**ND** Fischer's Nectar Detector ..... \$124.95



# FLOWER SEEDS

Hive Management


While bees are master foragers, they would love more flowers closer to home, so plant a plot just for your bees!



## Japanese Buckwheat

This self-seeding annual creates the dark honey that you either love or strongly dislike. Makes a great cover crop! It is a Japanese Buckwheat variety, which is much higher in nectar content than other varieties.

**SEEDBUCK1** Japanese Buckwheat  
 1-4 Bags, 1 lb. .... **\$5.41**  
 5+ Bags, 1 lb. .... **\$4.41**



## Borage

Bees love borage flowers, and you will too! These low growing edible flowers are easy to grow, and as self-seeding annuals, will come back year after year.

**SEEDBOR4** Borage Seed  
 1-4 Bags, 4 oz. .... **\$8.60**  
 5+ Bags, 4 oz. .... **\$8.10**



## Autumn Beauty Sunflower Mix

This sunflower mix will brighten up your garden and your bees.

**SEEDSUN4** Sunflower Mix  
 1-3 Packets, 4 oz. .... **\$8.75**  
 4+ Packets, 4 oz. .... **\$8.25**



## Yellow Sweet Clover

Yellow sweet clover is a bi-annual legume which provides abundant nectar over a long bloom period. It is much taller and stemmier than other clovers (4ft average). The seeds are utilized by birds and small wildlife. It also makes an excellent cover crop and soil builder. One pound seeds 2500 to 5000 square feet. It is fairly tolerant of poor soil conditions but does not do well in wet soils. It can be frost seeded in early spring and also can be added to grass and wildflower mixes.

**SEEDYCL01** Yellow Sweet Clover  
 1-4 Bags, 1 lb. .... **\$9.85**  
 5+ Bags, 1 lb. .... **\$9.35**

*Larger quantities available. Please call for info.*




## Beemix Native Wildflower Seeds

Beemix is a blend of native wildflowers. It includes native wildflowers with a focus on improving native bee habitat and provides pollen and nectar over an extended bloom period. Sow after danger of frost has passed.

**4 oz. pack will cover 1,375 sq. ft.**

**Includes:** Dwarf Sunspot Sunflower, Lacy Phacelia, Purple Coneflower, Blanket Flower, Blue Flax, Partridge Pea, Baby's Breath, California Poppy, Perennial Lupine, Plains Coreopsis, Arroyo Lupine, Cosmos, Chinese Forget-Me-Not, Meadowfoam, Butterfly Milkweed, Bee Balm

**SEEDNAT4** Native Flower Seeds  
 1-3 Seed Packs, 4 oz. .... **\$9.95**  
 4+ Seed Packs, 4 oz. .... **\$9.45**



## Rapini

Rapini seeds are the source of an easy to grow annual green called rapini or broccoli rabe. The florets resemble tiny broccoli heads and after flowering (six weeks from planting) provide a great source of pollen for bees.

**SEEDRAP2** Rapini, 2 oz Bag ..... **\$7.73**  
**SEEDRAP4** Rapini, 4 oz Bag ..... **\$13.39**



## White Dutch Clover

This nitrogen fixing, low growing perennial is a favorite of bees. Use in your lawn, as a ground cover, cover crop or for erosion control. And provide a great source of nectar for your bees!

**SEEDWCL01** White Dutch Clover  
 1-4 Bags, 1 lb. .... **\$7.65**  
 5+ Bags, 1 lb. .... **\$6.65**

*Larger quantities available. Please call for info.*

## DOING BUSINESS WITH BETTERBEE

### SALES TAX

By law, we are required to collect New York State sales tax, where applicable. Sales tax exemptions will be allowed if we have a valid and signed certificate on file.

If you do have a sales tax exemption on file with us and you create a new profile on our website, your exemption will not carry over to your new profile. Please contact a customer service representative at 1-800-632-3379 to identify your tax exempt account, or to create or reset your password, if necessary.

Tax Exempt Customers: Please provide your exemption certificate prior to placing your order to ensure you are not charged for sales tax.

### FREIGHT CHARGES

The customer pays all freight and/or optional insurance charges.

#### Additional Freight Charges:

The small package carriers impose additional charges if they have to make changes to your shipping information after the order has been processed. To avoid these charges, please ensure that you provide accurate information and/or confirm shipping information at the time of your phone, web or mail-in order.

### SHIPPING

The customer pays all freight and/or optional insurance charges.

For smaller orders you can select your preferred shipping method. Larger orders go by common carrier. We can arrange trucking or you can make arrangements with your preferred carrier. Any breakage or damage in transit is the responsibility of the shipping company.

**Approximate** Fedex and USPS shipping times:

Northeast = 1-2 days

**Ohio, Michigan, Mid-South** = 2-3 days

**Deep South and Mid-West** = 3-4 days

**Mountain and Texas** = 4-5 days

**Far West** = 5+ days

**Alaska and Hawaii** = 7+ days

### RECEIVING MERCHANDISE

Upon receipt of an order, please inspect it immediately and report any discrepancies to 1-800-632-3379.

Failure to do so may limit our ability to help you resolve any issues arising from transport or claims.

### REPLACING MERCHANDISE

If we make an error or send you the wrong product please call and we will correct the problem. We work hard to properly package your purchase to avoid damage during shipping. If items are damaged during shipment call us so that we can file a claim. Glass is shipped at your risk because shipping companies will not cover damage to glass. We do ship large quantities of glass with few problems.

### FREIGHT DAMAGES

All merchandise becomes your property as soon as we give it to the freight carrier. The freight carrier is responsible for the complete and safe delivery of your merchandise. It is the responsibility of the buyer to thoroughly inspect the merchandise when it is delivered. If the freight carrier fails to deliver your merchandise in good condition, it is your responsibility to file a damage or loss claim with the freight carrier. To assist you in understanding the claims process, please visit our website at [www.betterbee.com/Freight-Damages](http://www.betterbee.com/Freight-Damages).

### PICK-UP ORDERS

We would love to see you in person. Our friendly and helpful staff are happy to share their beekeeping experience with you. If you are planning a visit, please call first, to ensure product availability, and to finalize your order. We make no guarantees on availability of product if you do not call in an order before coming. If you pre place an order we will try to have it packed for you when you arrive. Please help us by checking orders carefully before you leave to be certain everything is correct. We don't want you to get home and discover that we have made an error.

### INTERNET ORDERS

Web orders can be placed on our website at [www.betterbee.com](http://www.betterbee.com). Web orders are processed every business day (Monday - Friday), except on listed holidays. Any orders placed after that time will be processed on the next business day. Once processed, web orders will be handled with the same high level of care and attention as any other order. We will contact you via e-mail or phone if there are any discrepancies on your web order (ie. wrong address, backorders, etc.)

### ORDERS FOR EXPORT

We welcome requests for our products and thank you for your interest. Quotes on orders for export may include shipping, special packaging, and documentation at a customer's request. Please call 1-800-632-3379 or email us for details. All shipments for export are subject to prepayment in United States Dollars and are subject to the laws and statutes of the State of New York, the United States of America and its subsequent international treaties.

We accept the following forms of payment for international orders: Paypal, money orders in US dollars and wire transfer in US dollars. For large container orders we accept a bank wire transfer to our bank account. All bank wire transfer costs and exchange rates are the responsibility of the customer.

# BETTERBEE PRODUCT ORDER FORM

**TO SUBMIT YOUR ORDER TO BETTERBEE**, please complete the form below (front and back, if you are ordering labels), tear or cut it out of the catalog, and mail it to **Betterbee, 8 Meader Road, Greenwich, NY 12834**. You can also fax your completed form to [518] 314-0576.

ITEM CODE	PAGE	DESCRIPTION	QUANTITY	UNIT COST	COLOR/SIZE	TOTAL

**PHONE in your order:** Call us toll-free at **1-800-632-3379** and we will gladly assist you in getting everything you need for beekeeping.

**MAIL or FAX in your order:** Just fill out this form (both sides if you are ordering labels), and mail to **Betterbee, 8 Meader Road, Greenwich, NY 12834**. You can also fax your completed form to [518] 314-0576.

**Order ONLINE:** Visit [www.betterbee.com](http://www.betterbee.com) to buy all the best beekeeping products anywhere. Plus, online specials you won't find anywhere else!

**SHIPPING COSTS:**  
Many options are available for shipping, depending on the items you order. We recommend calling for a price quote to expedite the ordering process.

<b>SUB-TOTAL</b> ▶	
<b>SHIPPING *</b> ▶	
<b>SALES TAX (NY)</b> ▶	
<b>GRAND TOTAL</b> ▶	

## BILLING ADDRESS

Name \_\_\_\_\_

Street Address \_\_\_\_\_

City, State \_\_\_\_\_

Zip Code \_\_\_\_\_

Phone Number \_\_\_\_\_

E-Mail Address \_\_\_\_\_

## SHIPPING ADDRESS [ ] Same as billing address

Name \_\_\_\_\_

Street Address \_\_\_\_\_

City, State \_\_\_\_\_

Zip Code \_\_\_\_\_

## PAYMENT INFORMATION

I want to pay by: [ ] Personal or Company Check  
 [ ] Money Order  
 [ ] Charge Card: [ ] Discover [ ] VISA [ ] MasterCard [ ] AmEx

Cardholder Name \_\_\_\_\_

Card # \_\_\_\_\_

Expiration Date \_\_\_\_\_

Security Code/CVC \_\_\_\_\_

Signature \_\_\_\_\_

## THE FINE PRINT

**PRICES:** Prices are subject to change without notice due to market fluctuations beyond our control. We will do our best to contact you in the event of substantial price changes in your order. Shipping costs can be estimated on our website. Just put your items in the "shopping cart" and click "estimate shipping."

**PAYMENT:** We accept MasterCard, Visa, Discover, American Express, personal checks, money orders, Paypal, or direct wire transfers. (Please include your customer number if known, driver's license number, phone number, and address on the check.) We reserve the right to pass non-payment claims to third party collection agencies and legal means for remittance.

**CATALOG REQUESTS:** Catalogs are sent Bulk Rate free of charge (US only) and take 2-4 weeks to arrive.

**DIRECTIONS:** We are located in Greenwich, NY, a lovely 3-1/2 hour drive from Montreal, NYC, and Boston.

**From the South and West:** Take NY State Thruway to Exit 24/Albany. Take the Adirondack Northway/Interstate 87 to Saratoga Springs at Exit 14. Follow Route 29E 14 miles to Greenwich. After the Advanced Auto Parts Store, take the first left onto Meader Road and then the first driveway on the right.

**From the Mass Pike:** Take Exit B3 (first exit after paying toll at end of Pike). Follow Route 22N to Cambridge. Take a left at light onto Route 372W. Go 9 miles to Greenwich. Go through stoplight on Route 29W. We are 1 mile ahead, just past McDonald's. Take a right onto Meader Road and we're the first driveway on the right.





## PRICING

We do our best to hold prices through the year, but prices are subject to change without notice.

## BACK ORDERS

We attempt to ship all orders on the first or second day after they are received depending on the season. If an item is on back-order, customers will be notified as soon as possible (through e-mail or phone). As soon as back-ordered items come into stock, they will receive first priority handling. Customers may choose to ship in stock items ahead of back-ordered items, however, additional freight charges for back-ordered items are the customer's responsibility.

## SPECIAL ORDERS

Special orders require pre-payment. Some special orders may be subject to a cancellation charge. Call 1-800-632-3379 Toll-Free for details regarding what constitutes a special order.

## PACKAGE BEES, NUCS + QUEENS

See pages 6-7 for information on package bees, nucs and queens.

**Beeday** is an exciting and busy time at Betterbee. Be sure that the hives are assembled, painted and ready for the packages to be installed. To avoid long delays please place merchandise orders by telephone or internet so that they can be ready when you arrive.

Please note that PACKAGE BEES and NUCS are available for customer pickup only.

## RETURNS + EXCHANGES

Any unused item, except for those mentioned in the non-returnable merchandise section, with which you are not satisfied may be returned within 30 days for a refund or store

credit in the amount of the purchase price of the returned item(s).

If you would like to RETURN or EXCHANGE an item, please follow the procedure below:

1. When you receive your order, please check the order immediately and report to us any mistakes in packing.
2. If there are any problems with the order, call Betterbee immediately, toll free at 1-800-632-3379.
3. The customer service representative will give you an RMA (Return Merchandise Authorization) Number. Write your RMA number on the outside of the box and enclose in the box a copy of your invoice and reason for returning the item.
4. If you pay by MasterCard, Visa, Discover or American Express we will credit your account and the credit will be reflected on your account statement. If you pay by check or money order, we will issue a refund check.
5. If your order is damaged in shipping, we will be happy to help you file a claim with the shipper. Please refer to the Freight Damages section for more information.
6. Returned merchandise is subject to a restocking fee.

## NON-RETURNABLE MERCHANDISE

Due to the nature of some products, their intended use, or possible safety issues, the following product classes are non-returnable: consumables (food items, bee feed, etc.), books, medications & chemicals, personal care products, and custom printed labels.

## ORDER CANCELLATIONS

All orders must be canceled either in writing or over the phone prior to shipment. Once an order has been shipped, it is the customer's responsibility to return the order for a refund.

## LIABILITY

Because conditions of use are beyond our control, we make no warranty or representation, express or implied, except that all products conform to the description provided by the manufacturer on sales literature or product labels. Our liability is limited to the purchase price paid.

## PRODUCT SUITABILITY

Many states and municipalities have local codes and regulation governing sales, construction, installation and/or use of products for certain purposes. We attempt to ensure that our products comply with such codes; we cannot guarantee compliance to such codes in every situation, nor can we be responsible for how the product is installed or used. Before you purchase and use a product, please review both the product application and local codes and regulations. Be sure that the product, its installation, and its use will comply with such codes.

## PUBLISHING ERRORS

We are not responsible for any typographical or photographic errors that may appear in any material published by Betterbee. We retain the right to make adjustments or corrections due to changing market conditions, product discontinuations or typographical or photographic errors in products.

Betterbee®, BeeMax®, Your Partners in Better Beekeeping®, and Beekeepers Serving Beekeepers® are registered trademarks of the Northeast Center for Beekeeping, LLC dba Betterbee®.

# PRODUCT INDEX

## A

Almond Carrier Oil ..... 138  
 American Foulbrood Test ..... 61  
 Apiguard (Varroa) ..... 59  
 Apistan Strip (Varroa) ..... 59  
 Apivar (Varroa) ..... 58

## B

Bailing Twine ..... 51  
 Banners ..... 149  
 Base Oils ..... 138  
 Bayberry Wax ..... 126  
 Bear Collars ..... 107  
**Bee** Brush ..... 49  
   Lining Box ..... 154  
   Pollen ..... 54  
   Wire ..... 33  
 Bee-Go ..... 81  
 Bee-Quick ..... 81  
 Beekeeping Kits ..... 10-15  
**BeeMax** Components ..... 26-27  
   Frame Holder ..... 27  
   Hives ..... 26  
   Nuc Box ..... 41  
   Varroa Shim ..... 57  
 Bees (Packaged & Nucs) ..... 6-7  
**Beeswax** Bulk ..... 126  
   Candle Sheets ..... 129  
   Candles ..... 129  
   Lip Balm ..... 140  
   Polish/Preserver ..... 147  
   Skin Cream ..... 140  
 Beetle Traps, Small Hive ..... 61  
**Books** Beekeeping ..... 141-146  
   Candlemaking ..... 124-125  
   Children's ..... 146  
   Comb Honey ..... 46  
   Cooking ..... 146  
   Observation Hive ..... 155  
   Queen Rearing ..... 37  
   Skin Care ..... 136  
   Soap Making ..... 136  
 Boots ..... 67  
 Boot Bands ..... 66  
**Bottling** Machine ..... 97  
   Tanks ..... 94-96  
   Valves ..... 94  
 Bottles ..... 103-111  
 Bottom Boards ..... 21, 24, 27  
 Boardman Feeder ..... 52  
 Brush, Foam ..... 32  
 Buckets ..... 94-95, 107  
 Bucket Blanket ..... 98

## C

**Candle** Base Formers ..... 127  
   Dipping Equipment ..... 125  
   Kits ..... 124  
   Labels ..... 128  
   Molds ..... 125-135  
   Packaging ..... 128-129  
   Sheets ..... 129  
   Tapers ..... 129  
   Thermometer ..... 127  
   Tin Containers ..... 129  
   Votives ..... 129  
   Wax ..... 126  
   Wicking ..... 125, 128  
 Candy Straws ..... 151-152  
**Cappings** Extruder ..... 102

Press ..... 101  
**Caps** Dripless Lids ..... 112  
   Flipstop Lids ..... 112  
   Hi-Flo Spouts ..... 112  
   Metal ..... 113  
   Plastic ..... 112-113  
 Cheescloth ..... 95  
 Classes, Beekeeping ..... 78  
**Clothing** Boots ..... 67  
   Gloves ..... 71  
   Helmets ..... 67  
   Jackets ..... 64-69  
   Suits ..... 64-68  
   Veils ..... 67-70  
 Cocoa Butter ..... 138  
 Coconut Oil ..... 138  
 Comb Honey Gear ..... 44-46  
**Containers** Glass ..... 108-111  
   Plastic ..... 104-107  
   for Skin Care ..... 139  
**Creamed Honey** Creamer ..... 100  
   1 lb Jar ..... 108  
   Kit ..... 100  
   Mixer ..... 100  
 Crimper, Wire ..... 33  
**Cut Comb** Containers ..... 46  
   Foundation ..... 46  
   Knife ..... 46  
   Labels ..... 46

## D

Decals ..... 149  
 Disease Diagnostic Kit ..... 57  
 Double Nuc Box ..... 42  
 Double Screen ..... 36  
 Double Sieve ..... 95  
 Dripless Lids ..... 112  
 Drone Foundation ..... 31  
 Drone Frame ..... 30  
 DVDs ..... 155

## E

Electric Fencing ..... 62-63  
 Embedding Board ..... 33  
 Entrance Reducer ..... 23  
 Escape Board, Triangular ..... 81  
 Essential Oils ..... 138  
 Epoxy Paint ..... 89  
 European Foulbrood Testing ..... 61  
 Excluder, Queen ..... 20  
 Extractors ..... 85-93  
 Eyelets ..... 33  
 Eyelet Punch ..... 33

## F

Feed Supplements ..... 54  
**Feeder** Boardman ..... 52  
   Division Board ..... 52  
   Pail ..... 53  
   Plastic Entrance ..... 52  
   Hivetop ..... 25, 53  
   Screen Plug ..... 53  
   Ultimate ..... 52  
 Fencing, Electric ..... 62-63  
 Field Day, Betterbee Annual ..... 79  
 Filters ..... 95  
 Fliptop Lid ..... 112  
 Formic Pro™ (Varroa) ..... 58  
 Foulbrood Test Kit ..... 61

Foundation ..... 29-32  
**Frames** Assembled ..... 28-30  
   Cleaning Tool ..... 32  
   Drone ..... 30  
   Grip ..... 49  
   Holder ..... 48  
   Jig ..... 32  
   Plastic ..... 30  
**Frames** Spacing Tool ..... 49  
   Unassembled ..... 28  
   with Extra Wax ..... 30  
   with Foundation ..... 30  
   Wired ..... 29  
   Wooden ..... 28-29  
 Fume Board ..... 81  
 Furniture Polish ..... 147

## G

Gift Baskets ..... 154  
 Glass Containers ..... 108-111  
 Global (Pollen) Patty ..... 54  
 Gloves ..... 71  
 Glycerine Soap Base ..... 138

## H

Hardware Cloth ..... 49  
 Heat-Shrink Sleeves ..... 113  
 Helmets ..... 67  
 Hi-Flo Spouts ..... 112  
**Hives** Beginner Kits ..... 10-11  
   BeeMax ..... 10-15, 25-27  
   Body ..... 16, 17, 24, 26  
   Covers ..... 18, 19, 24, 26  
   Feeders ..... 25, 52-53  
   Increase Kits ..... 12  
   Lyon Brand ..... 24-25  
   Miniature ..... 147  
   Portals ..... 43  
   Stands ..... 22, 24  
   Straps ..... 156  
   Supers ..... 16, 17, 24, 26  
   Tools ..... 48  
   Top Feeders ..... 74  
 Hive Wraps, Insulation ..... 22  
 Hogg Halfcomb ..... 45  
 Honey-B-Healthy ..... 54  
**Honey** Bottling Tanks ..... 94-96  
   Bulk ..... 153  
   Candy ..... 150-153  
   Containers ..... 103-113  
   Creamed ..... 153  
   Dippers ..... 153  
   Extractors ..... 85-93  
   Gates ..... 94  
   Melter ..... 98, 110  
   Pail Heater ..... 98  
   Pots ..... 147  
   Pump ..... 96  
   Refractometers ..... 99  
   Scale, Color ..... 99  
   Stirrers ..... 153  
   Straws ..... 151-152  
 Hop-Guard II (Varroa) ..... 59

## I

Increase Kits ..... 12  
 Inner Covers ..... 19, 24, 26  
 Insulation ..... 22

## J

Jackets & Pullovers ..... 64-69  
 Jars, Honey ..... 108-111  
 Jester Nuc Box ..... 41

## K

**Kits** Beekeeping ..... 10-15  
   Candlemaking ..... 114  
   Creamed Honey ..... 100  
   Disease Diagnosis (OSBA) ..... 57  
   Extracting ..... 86  
   Frame Wiring ..... 33  
   Lip Balm ..... 137  
   Soap Making ..... 136  
 Krud Kutter (Cleaner) ..... 99

## L

**Labels** Candle ..... 128  
   Comb Honey ..... 44-46  
   Creamed Honey ..... 117, 123  
   Granulation/Warning ..... 122  
   Custom Honey ..... 114-122  
   Honey Soap ..... 140  
   Jar Top ..... 122-123  
   Lip Balm/Skin Care ..... 114-116, 122-123, 139  
   Nutrition ..... 122  
   Pollen ..... 122  
   Tamper Proof ..... 123  
 Lip Balm ..... 139  
 Lip Balm Containers ..... 139  
 Liquefier, Honey ..... 98, 110  
 Live Bees ..... 6-7  
 Lubricant, Food Grade ..... 91  
 Lye ..... 138  
 Lyson Hives ..... 10-16, 24-25

## M

Magnifiers ..... 38  
 Medications ..... 55-61  
 Miniature Hive ..... 147  
 Mouse Guard ..... 23, 27

## N

Nails ..... 16, 33  
 Nectar Detector Scale ..... 156  
**Nuc Box** 5 Frame ..... 40, 41  
   6 Frame ..... 41  
   4 Frame ..... 42  
   Accessories ..... 40-43  
   BeeMax Brand ..... 41  
   Feeder ..... 41, 52  
   Jester Brand ..... 37  
 Nucs with Bees ..... 7

## O

Observation Hive ..... 155  
 Outer Covers ..... 18, 24, 26  
 Oxalic Acid (Varroa Mites) ..... 59-60

## P

Pail Heater	98
Holder	95
Opener	95
Palm Oil	138
<b>Pest Management</b> Beetles	61
Foulbrood	61
Nosema	60
Varroa	55-60
Wax Moth	61
<b>Plastic</b> Foundation	30-31
Frames	30
Containers	103-107
Support Rods	33
<b>Pollen</b> Cleaner and Dryer	47
Cleaned & Dried	54
Patty	54
Traps	47
Posters	155
Processing Tanks	94-96
Propolis Trap	20
Protective Clothing	64-71
Pullovers	67

## Q

<b>Queen</b> Bees	7
Cages	39
Catcher	38-39
Excluder	20
Grafters	34
Introduction Cage	39
Magnifier, Lighted	38
Marking Combo	38
Mating Nuc	35
Marking Cage	38
Marking Pen	38
Marking Tube	38
Muff	39
Number Set	38
Pheromone	7
Rearing Books	37-38
Rearing Kits	36

## R

Refractometers	99
ReleasaGen Spray	126
Reversible Bottom Board	21
Robber Screen	23
Ross Round Comb Honey	44,46

## S

Salve Tins	139
Scale, Digital	137
Seed, Bee	157
Shea Butter	138
Shims	21, 40
Sieves	95
Signs	149
<b>Skin</b> Supplies	136-140
Cream	140
Cream Jars	139
Slatted Racks	21
Smoker Fuel	51

Smokers (and Parts)	50-51
<b>Soap</b> Base, Glycerin	138
Beginner Kits	136
Books	136
Country Honey	140
Ingredients	138
Lye	138
Molds	139
Swiss Honey	140
Sugar Shake Kit	57
Spur Embedder	33
Supering Kits	15
Supers	15-17, 24, 26
Super Springs	46
Support Pins	33
Swarm Bait	7
Swarm Box (for queen rearing)	34

## T

T-Shirt	148
Triangular Escape Board	81

## U

<b>Uncapping</b> Forks	82
Knives	82
Machine	84
Plane	81
Tanks	94-96

## V

<b>Vaporizer</b>	59-60
<b>Varroa</b> Screen	21, 24, 56, 57
Screen/Tray Combo	21, 56-57
Testing Kits	57
Treatments	58-60
Veils	67-70

## W

<b>Wax</b> Bayberry	126
Beeswax	126
Melter, Solar	101
Moth Crystals	61
Pouring Pot	126
Processing Tank	102
Remover	126
Wick Preamsembled for Votives	128
Wicking Needle	125
Winter Patty (Feed)	54
Wire, Bee	34
Wire Crimper	34
Wood Preserver	154
Woodenware	14-15

## 3 EASY WAYS TO ORDER:

- 1. ONLINE:** Our easy-to-navigate website has been updated so you can search by product code or peruse by category. With your customer account set up, you can see past orders and save your favorites!
- 2. PHONE:** With your customer number ready (listed where your address is printed above) give us a call at 800-632-3379. Having item codes handy will speed the process along.
- 3. MAIL:** Fill out the insert on page 159 and send it to us. We'll still need to calculate shipping, so give us a call or estimate shipping yourself through our website. Then write your check and send it our way!

## COME BY AND VISIT US:

Betterbee is located in beautiful Greenwich, NY, about an hour north of Albany. We'd love to see you, so if you're in the area stop by!

- > **Monday – Friday**  
9:00am to 5:00pm
- > **Saturday** (October – February)  
9:00am – 1:00pm
- > **Saturday** (March – September)  
9:00am – 4:00pm

## HOLIDAY CLOSINGS:

We'll be closed the following days in 2019: **January 1st** (New Year's Day), **May 25th – May 27th** (Memorial Day Weekend), **July 4th** (Independence Day), **August 31st-September 2nd** (Labor Day Weekend, **November 28th** (Thanksgiving), and **December 25th** (Christmas).




**Betterbee**  
 8 Meader Road  
 Greenwich, NY 12834  
 betterbee.com | (800) 632-3379



Presorted  
 Standard  
 U.S. Postage  
 Paid  
 Betterbee

# WHAT'S NEW INSIDE YOUR 2019 CATALOG!



**Insulated Outer Cover**  
 Page 18



**Queen Rearing Calendar**  
 Page 38




**Sherriff Premium Children's Suit**  
 Page 69



**OSBA Apiary Diagnostic Kit**  
 Page 57



**3-Way Medium Queen Mating Nuc**  
 Page 35




**Vinyl Coated Hive Wrap**  
 Page 22



**Sherriff Premium Honey Rustler Jacket**  
 Page 68



**Lyson Honey Dehydrator**  
 Page 102



**Betterbee Migratory Covers**  
 Page 18



**Sherriff Premium Apiarist Suit**  
 Page 68




**Sundance Side-Mounted Pollen Trap**  
 Page 47



**Lyson Warming Cabinet**  
 Page 110



**Betterbee Medium Modular Nuc Box**  
 Page 40



**Bee Smart Robber Screen**  
 Page 69



**Hare Lyson Candle Mold**  
 Page 133