



AMERICAN CORPORATION ACCESSORIES



- NO. 200000—MARK 5—1 $\frac{3}{8}$ HP, 115 VOLT,
SINGLE CYCLE—LIST \$299.50
- NO. 200400—MARK 5—1 $\frac{3}{8}$ HP, 115-230 VOLT,
DUAL CYCLE—LIST \$319.50
- NO. 500000—MARK VII—1 $\frac{3}{8}$ HP, 115 VOLT,
SINGLE CYCLE—LIST \$369.50



- NO. 700000—1 $\frac{3}{8}$ HP, 115 VOLT,
SINGLE CYCLE—LIST \$259.00
- NO. 705000—1 HP, 115-230 VOLT,
DUAL CYCLE—LIST \$275.00

Designed and perfected to do the great majority of jobs, Shopsmith and Sawsmith versatility can be further extended with the low-cost accessories shown here. Engineered and manufactured by power tool experts, these special tools enable you to do virtually any woodworking and many metal and plastic operations with speed, ease and a true professional touch. It is important to note that these fine accessories, in most cases, offer the same advantages to users of all power tools; a few of them, however are designed exclusively for use on Shopsmith and Sawsmith.


The right tool for the job makes it go so much faster and easier that the purchase of an accessory is really an economy insuring a better result as well. The Magna American name is your guarantee of fine quality, honest value and complete satisfaction in a professional job done quicker, easier and better!

ARBORS—precision manufactured from fine tool steel for interchangeable use on Shopsmith, Sawsmith and other power tools. No. 22032 is for Shopsmith and No. 27032 for Sawsmith, using 1 $\frac{1}{4}$ " bore saw blades. The others can be used for saw blades, grinding wheels, wire brushes, dado sets, etc., on all power tools. Having tools mounted on extra arbors, ready to slip onto the tool spindle, saves time and trouble in any shop. Universal Arbors include a special keyed washer to allow safe use on right or left-hand rotating shafts.

- 27030— $\frac{1}{2}$ " Universal Arbor \$3.25
- 12431— $\frac{5}{8}$ " Saw Arbor 2.50
- 22031— $\frac{3}{8}$ " Universal Arbor 3.25
- 22032—1 $\frac{1}{4}$ " Saw Arbor
(Shopsmith M5) 3.25
- 27032—1 $\frac{1}{4}$ " Saw Arbor (Sawsmith) 3.25




SAW BLADES—a blade for every purpose is the mark of the craftsman. Having the blades mounted on arbors for instant changing makes it easy to use the right blade for clean, easy cutting and professional results. All blades are hard chrome plated to resist corrosion, permit blade to develop full power. All-purpose blade is standard replacement; use hollow-ground blades for precision work and smooth cuts; cross-cut and rip blades are most efficient for operations indicated; plywood blades make smooth, splinter-free cuts. (Dimension indicates bore and arbor needed.)



- | | |
|--|---|
| 8" Blades: | 9" Blades: |
| 12051—All-purpose ($\frac{5}{8}$ ") \$3.25 | 22051—All-purpose (1 $\frac{1}{4}$ ") \$4.25 |
| 12054—Cross-cut ($\frac{5}{8}$ ") 3.25 | 22053—Hollow-ground (1 $\frac{1}{4}$ ") 7.95 |
| 12058—Plywood ($\frac{5}{8}$ ") 5.95 | 22054—Cross-cut (1 $\frac{1}{4}$ ") 4.25 |
| 22058—Plywood (1 $\frac{1}{4}$ ") 5.95 | 22055—Rip (1 $\frac{1}{4}$ ") 4.25 |

MAGNA PRECISION DADO—exclusive, patented tool cuts an infinite range of grooves and dados from $\frac{3}{32}$ " to $\frac{7}{8}$ " wide, up to 2" deep. Extremely handy for rabbeting and tenoning. Width of cut is controlled by gear-synchronized hub with cam-action design, adjusted by Allen wrench. Heavy 8" blade is $\frac{1}{8}$ " thick with special tooth design to assure smooth, precision cut; blade is hard chrome plated to resist corrosion. Fits all saws with $\frac{5}{8}$ " or $\frac{3}{4}$ " arbors.

- 12060—Magna Precision Dado . . . \$17.50




ALLEN WRENCHES—extra long to provide easy access to all setscrews on Shopsmith, Sawsmith and accessories. Precision made for standard hex-socket screws and carefully hardened.

- 12026— $\frac{3}{16}$ " Allen Wrench \$.25
- 12028— $\frac{9}{32}$ " Allen Wrench25

6" DADO BLADE SET—precision dado assembly for grooving, rabbeting, tenoning, etc. Includes two special 6" hard chrome plated blades and four precision ground chippers. Width of cut up to $\frac{3}{16}$ " is adjusted by changing number and thickness of chippers mounted between blades. Mounts on all $\frac{5}{8}$ " universal arbors.

- 12063—Dado Blade Set \$16.50



MAGNA PUBLICATIONS—up-to-date, comprehensive, authoritative books on power tool operation, furniture crafting and other woodworking projects. Enable almost anyone to perform professional jobs in his own shop. Profusely illustrated and written in simple, easy-to-follow style . . . no matter what tools you have. "Power Tool Woodworking for Everyone" is particularly for the Shopsmith enthusiast and "Fun With a Saw" for all radial arm saw wood workers.

- 11602—Power Tool Woodworking for Everyone (340 pages) . \$5.95
- 27400—Fun With a Saw (216 pgs.) 5.95



SANDING DISCS—lightweight, yet rugged aluminum casting precision balanced to run smoothly. 12" for Shopsmith and 9" for Sawsmith; useful on other tools and motors for rapid sanding. Complete shops have a separate disc for each grade of sanding paper, allowing instant changeover.

- 12101—12" Sanding Disc \$6.50
- 27101—9" Sanding Disc 4.50



SANDPAPER DISC—precisely cut to fit either 12" or 9" sanding discs, this paper is industrial type paper with long-wearing, fast-working garnet abrasive.

- | | |
|---|---|
| 12" Paper | 9" Paper |
| 12110—Assorted (pkg. of 6) . . . \$2.75 | 27210—Assorted (pkg. of 6) . . . \$1.95 |
| 12111—Coarse (pkg. of 6) . . . 2.75 | 27211—Coarse (pkg. of 6) . . . 1.95 |
| 12112—Medium (pkg. of 6) . . . 2.75 | 27212—Medium (pkg. of 6) . . . 1.95 |
| 12113—Fine (pkg. of 6) 2.75 | 27213—Fine (pkg. of 6) 1.95 |


SANDING BELTS—popular 6" by 48" size sanding belts for Magna Belt Sander and many others. Fabric-backed belts in three grades of open grain garnet abrasive for long wear and fast cutting.

- 6078—6" Sander Belt—Fine \$2.50
(Factory Pack—Box of 4—Fine—12140)
- 6020—6" Sander Belt—Medium 2.50
(Factory Pack—Box of 4—Medium—12141)
- 6079—6" Sander Belt Coarse 2.50
(Factory Pack—Box of 4—Coarse—12142)



DRUM SANDER—2 $\frac{1}{4}$ " diameter is perfect for fast contour sanding of all sorts of shapes; can be used in vertical or horizontal position. Use either with Shopsmith Shaper Fence or Sawsmith table fence for precise edge sanding. Can be readily used with other tools. Abrasive sleeves locked firmly in place by rubber expansion cylinder. Can be used on 6" Belt Sander.

- 12126—Drum Sander \$4.25




DRUM SANDER SLEEVES—long-wearing, fast-cutting garnet abrasive, an industrial type sanding paper well known for its excellent performance on all sorts of sanding. In ready-to-use sleeves for 2 $\frac{1}{4}$ " diameter sanding drum, 3" wide.

- 12134—Assorted (pkg. of 6) . . . \$1.95
- 12135—Coarse (pkg. of 6) 1.95
- 12136—Medium (pkg. of 6) 1.95

MAGNA ACCESSORIES—for Shopsmith, Sawsmith, all power tools

MAGNA MOLDER — deluxe model, the finest available . . . a practical, easy-to-use tool that adds a plainly professional touch to almost any project. Shape table edges, cabinet door lips, sash molding, glue edges quickly and easily. Create virtually unlimited standard or original molding designs. Solid steel precision head accepts three-blade sets of molding knives automatically aligned and positively locked by ball and set screw. Mounts on $\frac{5}{8}$ " spindle or $\frac{5}{8}$ " universal arbor.



12375—Magna Molder (deluxe model) . . . \$8.95

Molder comes complete with 12-page "how-to" booklet useful to any woodworker. This booklet is available separately for 25c; request Bulletin 9295.

LIQUID ADHESIVE—for quick, easy application of paper discs. Easy to apply to disc, dries rapidly, positively locks paper to disc yet permits easy removal.




12106—Liquid Sandpaper Adhesive ($\frac{1}{2}$ pint) . . . \$1.75

PATTERN MAKER'S GLUE — perfected after years of research and testing in professional pattern shops. Truly a perfect woodworking glue, available for the first time to home shops. Packed in 8 oz. plastic, self-dispensing container. Quick-drying, water-resistant.

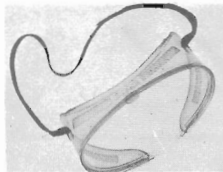
6205 — Pattern Maker's Glue . . . \$1.19
(Factory Pack—Box of 12—12108)

SAFETY SWITCH-OUTLET BOX — guard your power tools against unauthorized use with your own padlock. Locks toggle switch in "off" position. Box also has handy outlet for lamp or other tools.



98310 — Safety Switch-Outlet Box . . . \$4.45

SAFETY GOGGLES — large ventilated goggles permit wide field of vision, completely protect your eyes against dust and abrasive particles. Snug, comfortable fit even over glasses.




22372 — Safety Goggles . . . \$2.95

CUT-OFF WHEEL FOR METAL — 8" abrasive wheel is used like a saw blade to easily cut aluminum, copper, brass, plastics, asbestos, masonite and similar materials. Mounts on $\frac{5}{8}$ " arbor.



12067 — Metal Cut-off Wheel . . . \$5.75


GRINDING WHEEL — all-purpose medium grit grinding wheel for rough or dimensional grinding operations. High quality wheel is $\frac{5}{8}$ " thick and 5" in diameter; mounts on $\frac{5}{8}$ " universal arbor.



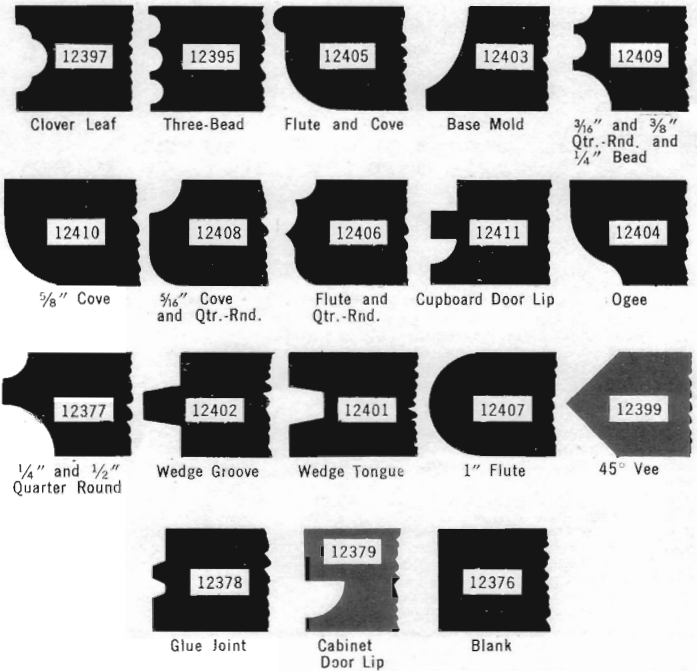
22061—Grinding Wheel . . . \$2.95

JIGSAW AND SABRE SAW BLADES — 5 different types of oil-hardened, tempered steel blades. For scroll and intricate design cutting of wood, plastics, non-ferrous metal and other similar material. Package of 6 . . . \$.75

12076 — $\frac{1}{4}$ " wide, coarse tooth
12077 — $\frac{1}{2}$ " wide, medium tooth
12082 — $\frac{3}{8}$ " wide, medium tooth
12084 — $\frac{1}{2}$ " wide, fine tooth
12085 — $\frac{1}{4}$ " wide, fine tooth



MAGNA MOLDING KNIFE SETS — one or a combination of these superior quality, hardened steel knives will cut virtually any desired contour on straight or circular edges. 3 matched knives per set. Per set . . . \$4.00



WORK LAMP — unusual design gives better illumination, "snap-mounts" on Shopsmith, Sawsmith or any power tool. Additional mounting button lets you mount it on work table, bench or desk as well. Uses up to 100 watt bulb in cool design shade.



22013 — Work Lamp . . . \$10.75


RUBBER-BONDED ABRASIVE WHEEL — the best tool for honing edges of chisels, cutters and knives. Also used for polishing, deburring and rust removal. Mounts on all $\frac{5}{8}$ " universal arbors.



22140—Rubber-Bonded Abrasive Wheel . . . \$6.25

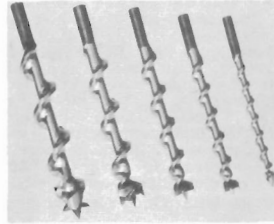
BANDSAW BLADES — fine quality, popular 72" size, standard for Magna 11" Bandsaw and many others. Two combination blades for wood, soft metal and other materials. 3 woodcutting blade sizes.

22070 — $\frac{1}{4}$ " Combination Bandsaw Blade . . . \$3.25
22071 — $\frac{1}{2}$ " Combination Bandsaw Blade . . . 3.25
22072 — $\frac{1}{8}$ " Wood Bandsaw Blade 2.75
22073 — $\frac{1}{4}$ " Wood Bandsaw Blade 2.75
22074 — $\frac{3}{8}$ " Wood Bandsaw Blade 2.75




MAGNA ACCESSORIES—for Shopsmith, Sawsmith, all power tools

AUGER BITS—Set of 5: 1/4", 3/8", 1/2", 5/8" and 3/4", finest tool steel with spur point for all power wood drilling operations.
12201 — Auger Bit Set\$9.50



ROUTER CHUCK—for all operations involving side thrust, such as routing, fluting, etc. Securely holds any bit or attachment with 1/2" shank.
12193 — Router Chuck\$3.25



ROUTER BITS—Accurately ground 1/2" shank bits. For decorative designs, lettering and other unusual effects.
12180 — 1/4" Router Bit\$3.25
12182 — 3/8" Router Bit 3.25
12183 — 1/2" Router Bit 3.25

LATHE CHISEL SET—special set of 5 most widely used lathe chisels for all lathe operations. Chisels are of finest alloy steel to hold a sharp cutting edge longer. Handles are hard rock maple, proportioned and shaped for fine balance. Set includes 1" skew, 3/4" gouge, 1/2" parting tool, 1/2" round nose and 1/4" gouge.
12301 — Lathe Chisel Set (5).....\$9.95



CARBIDE LATHE CHISELS—multi-purpose 1/8" and 1/4" square nose and 1/4" round nose carbide tipped. Practically indestructible razor-sharp cutting edge. For soft metals, plastics and wood.
12312 — 1/8" Square Nose Chisel...\$4.45
12313 — 1/4" Square Nose Chisel...\$4.45
12317 — 1/4" Round Nose Chisel...\$4.45


SCREW CENTER—for turning small diameter workpieces from 1" to 4" long without using the tailstock center. Replaceable wood screw is used to hold work on center.
12276 — Screw Center\$2.75




LIVE CENTER—tailstock live center has precision ball-bearing tip to prevent burning of workpiece. Also useful for metal spinning operation. Fits any #2 Morse taper tailstock.
12282 — Live Center\$5.75

TAILSTOCK CHUCK ARBOR—has #2 Morse taper, secures Jacobs chuck and drill on tailstock for drilling holes in workpieces mounted on driven spindle.
12281 — Tailstock Chuck Arbor ...\$2.50

FACE PLATES—pressure cast from high density ductile aluminum, precision machined for turning bowls, lamp bases and other workpieces which cannot be turned between centers. Use 3 3/4" face plate for work from 4" to 8" in diameter and the 6" face plate for work from 7" to 15".
12290 — 3 3/4" Face Plate\$3.25
12291 — 6" Face Plate 5.50



















THREE-LIP SHAPER—a wide variety of three-lip shaper cutters for cutting molding, decorative edges, cupboard lips, etc. Cutters (shown below) are mounted on a 1/2" arbor or shaper adapter. A set of shaper collars is useful in controlling the depth of a cut when molding a curved surface; set of four range from 3/32" to 1 1/2" outside diameter.
27030 — 1/2" Universal Arbor (shaper adapter)\$3.25
12235 — Shaper Collar Set 2.75



RETRACTABLE CASTERS—make movement and storage of Shopsmith and other tools quick and easy. A touch of the foot and the tool rises 1/8" or 1/4" off the floor, ready to roll; another touch and the bench settles solidly on the floor. Complete set quickly and easily installed.
22008 — Retractable Casters\$16.50



SHAPER CUTTERS—Three-lip shaper cutters used singly or in combination shape virtually any desired stock or special molding. Design your own decorative and functional edges on straight or curved pieces of wood. All cutters are \$3.50 each. (No. 12270, a matched set of two cutters for cutting professional drop-leaf table joints...\$8.25 per set.)

			
12251	12252	12253	12254
Bead	Crown	Bead and Qtr.-Rnd.	1/2" and 1/4" Qtr.-Rnd.
			
12255	12256	12257	12258
Groove	Tongue	1" Blank	1/4" Blank
			
12259	12260	12261	12262
Bead and Bevel	Qtr.-Rnd and Cove	Glue Joint	Clover Leaf
			
12263	12264	12269	12270 — Drop Leaf Joint (set of 2)
3-Bead and Bevel	Bead and Cove	Cabinet Door Lip	

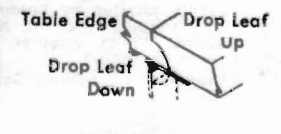


 Table Edge Drop Leaf Up
 Drop Leaf Down

MORTISING BIT/CHISEL SETS—high quality, precision sets; bit drills out center as chisel cuts out corners of square holes. For use on Shopsmith with mortising attachment and hold-down to produce sharp, clean square holes and mortises.
12170 — 1/4" Mortise Bit/Chisel Set. \$9.75
12171 — 3/8" Mortise Bit/Chisel Set. 9.75
12172 — 1/2" Mortise Bit/Chisel Set. 9.75
12173 — 5/8" Mortise Bit/Chisel Set. 9.75
Individual Bit only: \$4.50 each; individual Chisel only: \$5.75 each; must be specially ordered.




SHOPSMITH Custom Accessories

Make Your SHOPSMITH More Useful with These Custom Accessories

The right tool for the right job not only makes the job easier, it makes for better results, faster! Specifically designed for the Shopsmith, these accessories contribute ease, speed and professional results to many, many woodworking operations. Their low cost is usually repaid on a single project.

MITER GAUGE SAFETY GRIP — an exclusive Shopsmith safety feature. Just grasp the pistol grip firmly and it clamps the workpiece to the miter gauge and on the table. Your hands are safely away from the blade, accuracy is assured. Eliminates the normal tendency of workpieces to "creep" on a miter cut. Equally useful for bevel sanding and many other operations where firm, positive control of the workpiece is essential. Attaches to miter gauge quickly and easily.




22354 — Miter Gauge Safety Grip. . \$10.75

TABLE INSERT-DADO — all Shopsmith Table inserts are pressure cast aluminum alloy, heavily ribbed for strength. Coined to insure flush fit with precision machined table surface. Has 1" slot for dado blades.

22360 — Table Insert, Dado . . . \$2.25

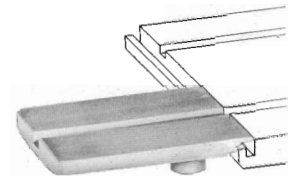
TABLE INSERT-MOLDING — specially designed for use with Magna Molder in all molding operations.

22364 — Table Insert, Molding . . . \$2.25



FRONT TABLE EXTENSION — increases table to 14" in front of saw blade for support of extra wide pieces. Attaches anywhere on front of table or extension table with a single twist of knob.

22351 — Front Table Extension. . \$6.50



SHAPER FENCE — used with three-lip shaper cutters or drum sander for precise shaping or finishing of straight edges. Exclusive infeed fence screw adjustment indicates each 1/4" of infeed adjustment. Should always be used with Table Insert-Shaper.

11700 — Shaper Fence . . . \$16.95


TABLE INSERT-SHAPER — with fulcrum pins removed, used beneath Shaper Fence to accommodate cutters or drum sander, providing proper support for work. With fulcrum pins in place, used to guide workpiece when shaping or sanding curved surfaces.

22363 — Table Insert, Shaper . . . \$3.25



SAW GUARD — single unit covers upper and lower portions of saw blade with no limitation of Shopsmith versatility. Upper guard adjusts automatically to thickness of stock. Lower guard channels sawdust away from operator. Splitter keeps kerf from closing on saw blade. Anti-kick-back fingers grip stock firmly without marring surface.

22370 — Saw Guard \$21.95




MORTISING ATTACHMENT — guides chisel and bit in cutting clean, accurate square holes in soft and hard wood. Rugged, precision-machined cast iron with steel sleeve.

12151 — Mortising Attachment . . . \$5.75

MORTISING HOLD-DOWN — prevents lifting of mortised workpiece when chisel and bit are withdrawn. Locks quickly on Shopsmith fence and is widely adaptable as a jig for other operations.

12152 — Mortising Hold-down . . . \$4.25




MITER GAUGE STOP ROD — serves as jig for cross-cutting several workpieces to same length. Fits holes in Shopsmith miter gauge. Adjusts instantly to lengths up to 18"; can be used on either side of miter gauge.

12355 — Miter Gauge Stop Rod. . . \$1.95


MITER GAUGE EXTENSION — hardwood extension equipped with knurled nut studs for quick mounting on Shopsmith miter gauge. Provides extra large miter gauge face for better, more accurate control of large workpieces.

12356 — Miter Gauge Extension. . \$1.65




UNIVERSAL HOLD-DOWN SET — mounts on miter gauge, rip fence or shaper fence; special clamp included permits mounting on any side of Shopsmith table in vertical or horizontal position. Holds work securely against fence and table. Prevents chatter by holding work firmly during shaping, molding and routing operations. "Puts another pair of hands to work for you."

12357 — Universal Hold-Down Set. \$11.95



ADD-A-TOOL COUPLING KIT — complete set of driving hubs and flexible coupling to connect all Shopsmith ADD-A-TOOL accessories. Hubs fit auxiliary drive spindles and accessory drive shafts; coupling is pressure molded of unbreakable Zytel.

22401 — Coupling Kit \$4.95




Accessories for your SAWSMITH


Simple Low-cost Accessories Make It Possible for You to Perform Additional Woodworking Operations at Negligible Cost!

The accessory tools operate from the power and controls of your SAWSMITH, the finest. SAWSMITH is the one power tool that gives "versatility" real meaning . . . it's the one power tool that does it all!

ADD-A-TOOL BRACKET — simple, low-cost mount lets you add Jointer, Bandsaw, Belt Sander and Compressor/Sprayer to your Sawsmith . . . perform every conceivable woodworking operation, right down to painting and finishing! Precision-machined bracket mounts on rear of Sawsmith base, out of way when not in use.
27920 — Add-A-Tool Bracket \$6.50




JOINTER COUPLING KIT — drive hubs for Sawsmith power shaft and jointer drive shaft plus unbreakable Zytel flexible coupling to make set-up a matter of seconds!
27001 — Jointer Coupling Kit \$3.95




BELT AND PULLEY KIT — to drive Bandsaw, Belt Sander and Compressor/Sprayer with the power and control of your Sawsmith. Includes pulleys for drive and driven shafts plus v-belt.
27924 — Belt and Pulley Kit \$4.25




SAWDUST SHIELD — keeps your shop clean. Shield fits quickly and easily on the rear of the Sawsmith to catch all sawdust delivered from the saw guard nozzle. Constructed of durable heavy vinyl plastic, metal and fibreboard, completely out of the way for all normal sawing operations.
27080 — Sawdust Shield \$12.95



FULL FLOATING SAW GUARD — practical and trouble-free addition to regular saw guard covers the bottom half of the Sawsmith blade. "Floats" up when making saw cuts, drops instantly back at the end of the cut, offering added protection. (Shown installed on standard Sawsmith guard)
27370 — Full Floating Saw Guard . . . \$9.25




DRILL CHUCK — geared $\frac{1}{2}$ " capacity Jacobs chuck, bored for $\frac{5}{8}$ " shaft with Allen head setscrew. Complete with key.
27100 — $\frac{1}{2}$ " Jacobs Chuck \$11.50



TOOL REST — fits in Add-A-Tool Bracket for faceplate turning on your Sawsmith. For faceplates and lathe tools, see pg. 3.
27923 — Sawsmith Tool Rest \$8.75



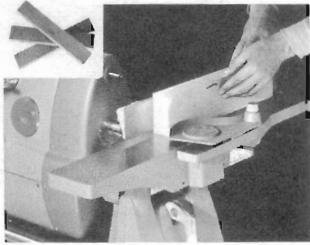
CABINET STAND — sturdy, attractive cabinet forms a steady base for your Sawsmith. Provides handy, safe storage space and convenient portability. A touch of the toe and the cabinet rises on easy-rolling casters, ready to move to the job or into space-saving storage. Easy to assemble; hardware for attaching Sawsmith included.
70400 — Cabinet Stand \$39.95



SHOPSMITH • ADD-A-TOOLS • SAWSMITH


These high quality, big capacity accessory tools further increase the versatility and usefulness of both Shopsmith and Sawsmith. The Jointer, Bandsaw, Belt Sander and Compressor/Sprayer mount on your Shopsmith or Sawsmith in seconds, ready to perform the most complicated operations quickly, easily and

professionally. The Jigsaw is designed to be used on the Shopsmith only. The economy and space-saving features of Add-A-Tool are quickly evident! All ADD-A-TOOLS can be operated as individual tools with their own stand and motor.




For mounting on Shopsmith, use 22401 Coupling Kit

ADD-A-JOINTER — this rugged, heavy-duty 4" Jointer gives you extra capacity for jointing and rabbeting. 4" wide capacity with oversize 28" table. Big (21 3/4" x 3") one piece cast-iron fence with single-knob control of table setting and tilting. All surfaces precision machined to give true, accurate surfacing.
62000 — 4" Jointer \$69.50
22080 — Jointer Knives (set of 3) . . . 4.95




For mounting on Sawsmith, use 27001 Coupling Kit and 27920 Bracket




For mounting on Shopsmith, use 22401 Coupling Kit

ADD-A-BANDSAW — big in size, big in capacity, the 11" Magna Bandsaw gives you all the newest and most exclusive features: one-hand locking blade guide control, offset blade to permit unlimited cut-off capacity, big 11 3/4" x 12" tilting table with slots for use of Shopsmith miter gauge and pistol grip; quick blade-changing, automatic blade tracking and many others!
63000 — 11" Bandsaw \$84.50




For mounting on Sawsmith, use 27920 Bracket and 27924 Belt and Pulley Kit




For mounting on Shopsmith, use 22401 Coupling Kit

ADD-A-BELT SANDER — 6" Belt Sander virtually eliminates hand sanding, gives satin-smooth finish on both flat and rounded surfaces. Big, 6" x 9" tilting table mounts on either side of or across belt for precision guiding and effortless sanding. Belts changed in seconds without disturbing belt tension; belt-tracking is simple, easy. Auxiliary spindle takes drum or disc sander, wire brush, etc.
64000 — 6" Belt Sander \$64.50




For mounting on Sawsmith, use 27920 Bracket and 27924 Belt and Pulley Kit




For mounting on Shopsmith, use 22401 Coupling Kit

ADD-A-COMPRESSOR/SPRAYER — for the finishing touch to all woodworking projects, a professionally-applied spray finish . . . paint or lacquer . . . with internal mix or external mix nozzles. You'll find 101 uses for this tool with special couplings that let you add 100 feet of garden hose for 115-foot range. Complete with spray gun, unbreakable quart container, internal and external mix nozzles, dusting nozzle and tire inflator.
66000 — Compressor/Sprayer \$54.50



For mounting on Sawsmith, use 27920 Bracket and 27924 Belt and Pulley Kit




For mounting on Shopsmith, use 22401 Coupling Kit

ADD-A-JIGSAW — combination Jigsaw and Sabre Saw is exceptionally versatile for all members of the family. 18" Jigsaw packed with features like 2" thickness capacity; cuts to center of a 36" panel; ultra high speed drive; fully adjustable upper and lower blade guides; built-in sawdust blower and many, many others. unlimited capacity. For use on Shopsmith only.
61000 — 18" Jigsaw \$64.50


ADD-A-SABRE SAW
available soon

MAGNA-LINE POWER TOOLS


... for those desiring the fine quality, big capacity of individual Magna Tools, Add-A-Tools are available with steel stands, drives, switches, casters and other accessories.




BELT SANDER-JIG SAW — popular set-up shown includes pulley guard, mounting bases, double-shaft motor and casters.



BANDSAW-BELT SANDER—popular set-up shown includes pulley guard, mounting bases, safety switch and panel set.



JOINTER-BELT SANDER—popular set-up shown includes pulley guard, mounting bases, double-shaft motor and casters.



COMPRESSOR / SPRAYER - JIG-SAW—popular set-up shown includes pulley guard, mounting bases and double-shaft motor.

FOR INDIVIDUAL STAND OPERATION, THE FOLLOWING ITEMS ARE REQUIRED

- 6" BELT SANDER** with exclusive automatic belt tensioning; auxiliary spindle for mounting drum sander, wire brushes or disc sander.
- 64000 — 6" Belt Sander \$64.50
 - 90000 — Double Stand 18.95
 - 98103 — 1-Step Pulley 1.45
 - 91000 — Mounting Base 4.50
 - 98202 — 53" x 1/2" Vee Belt 1.55
 - 98102 — 4-Step Motor Pulley 2.65
 - 99010 — 3/4 H.P.—1725 RPM—Dual Voltage—Double Shaft Motor 44.95

- 11" BANDSAW** with exclusive automatic blade tracking for quick blade changing. Blade-guide height safely, easily set with one hand; single handle locks, moves, re-locks blade guide.
- 63000 — 11" Bandsaw \$84.50
 - 90000 — Double Stand 18.95
 - 98105 — 4 1/4" Diameter Pulley 1.75
 - 91000 — Mounting Base 4.50
 - 98202 — 53" x 1/2" Vee Belt 1.55
 - 98102 — 4-Step Motor Pulley 2.65
 - 99010 — 3/4 H.P.—Double Shaft Motor 44.95

- 18" JIG SAW** with swing-down arm for use as sabre saw. Ultra-high speed, scotch-yoke mechanism and continuous oil bath permit speeds up to 2500 RPM.
- 61000 — 18" Jig Saw \$64.50
 - 90000 — Double Stand 18.95
 - 98101 — 3-Step Pulley 1.95
 - 91000 — Mounting Base 4.50
 - 98202 — 53" x 1/2" Vee Belt 1.55
 - 98102 — 4-Step Motor Pulley 2.65
 - 99020 — 1/2 H.P.—1725 RPM—115 Volt—Double Shaft Motor 39.95

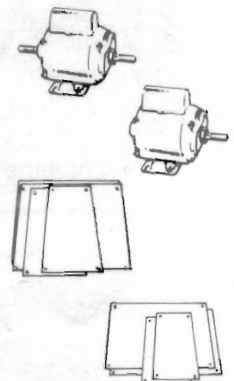
- 4" JOINTER** with 3 micro-adjustable blades. Longest table—largest fence of any 4" jointer. Precision ground matched surfaces. One knob control with auto-stops.
- 62000 — 4" Jointer \$69.50
 - 90000 — Double Stand 18.95
 - 98104 — 1 3/4" Diameter Pulley 1.25
 - 91000 — Mounting Base 4.50
 - 98201 — 45" x 1/2" Vee Belt 1.45
 - 98102 — 4-Step Motor Pulley 2.65
 - 99020 — 1/2 H.P.—Double Shaft Motor 39.95

- COMPRESSOR/SPRAYER** — 100 foot range with internal and external mix nozzles.
- 66000 — Compressor/Sprayer \$54.50
 - 90000 — Double Stand 18.95
 - 98104 — 1 3/4" Diameter Pulley 1.25
 - 91000 — Mounting Base 4.50
 - 98201 — 45" x 1/2" Vee Belt 1.45
 - 98102 — 4 Step Motor Pulley 2.65
 - 99020 — 1/2 H.P. Double Shaft Motor 39.95

ADDITIONAL ACCESSORIES

- 90050 — Saw Stand \$17.95
- 90060 — Adjustable Leg Kit 13.95
- 91010 — 4" Pulley Guard 3.95
- 91020 — Casters — Set of 2 1.50
- 98310 — Safety Switch and Outlet Box 4.45

- 99050 — 1 H.P. Saw Motor, 3450 RPM 49.95
- 99070 — 3/4" H.P. Motor, 1725 RPM 44.95
- 91050 — Panel Set — Single Stand 4.95
- 91060 — Panel Set — Double Stand 6.95



SAW-JOINTER




SAW-JOINTER KIT — converts saw stand to saw-jointer stand.
90070 \$14.95




COMPLETE STAND OUTFIT FOR SAW-JOINTER COMBINATION — includes steel stand, twin matched saw belts, jointer belt. Saw and jointer drive pulley assembly, jointer pulley, pulley guard, jointer mounting base, safety switch.
90080 \$44.95


America's First Family of Power Tools



Shopsmith Mark 5




Shopsmith Mark VII




Magna-Line



Choremaster Tillers



Mighty-Moe
Electric Cultivators



Sawsmith

Supersedes Price List Nos. 9571, 9572, and 9595

All prices subject to change without notice



AMERICAN CORPORATION

Interstate 75, Evendale - Cincinnati 15, Ohio

Bulletin No. 9669-5 Litho in U.S.A.
10/63