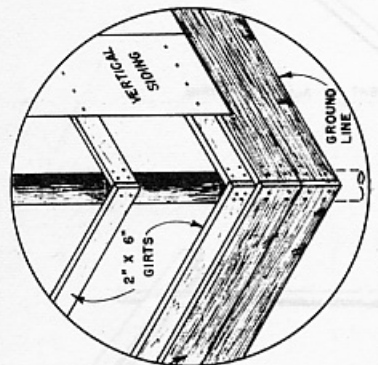
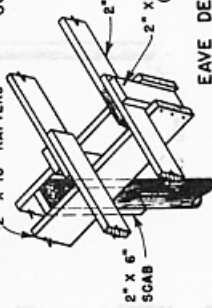


FLOOR PLAN

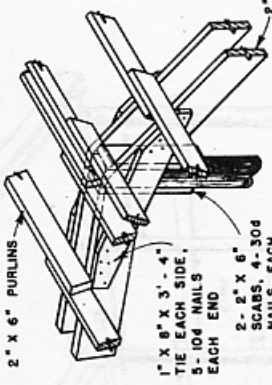
NOTE:
 ROOFING - PURLIN SPACING NOT TO EXCEED 6'-0" FOR 024, 2-1/2" CORRUGATED GALVANIZED STEEL. SIDE LAP SHEETS AT LEAST 1-1/2" CORRUGATIONS. END LAPS 6" MIN. USE 2-1/2" CORRUGATED RIDGE ROLL. LUMBER NOMINAL ALLOWABLE FIBER STRESS - 1500 PSI FOR PURLINS, 1200 PSI FOR RAFTERS. IF METAL SIDING IS USED, NAILING GIRTS TO BE SPACED TO CONFORM TO MANUFACTURERS DIRECTIONS.



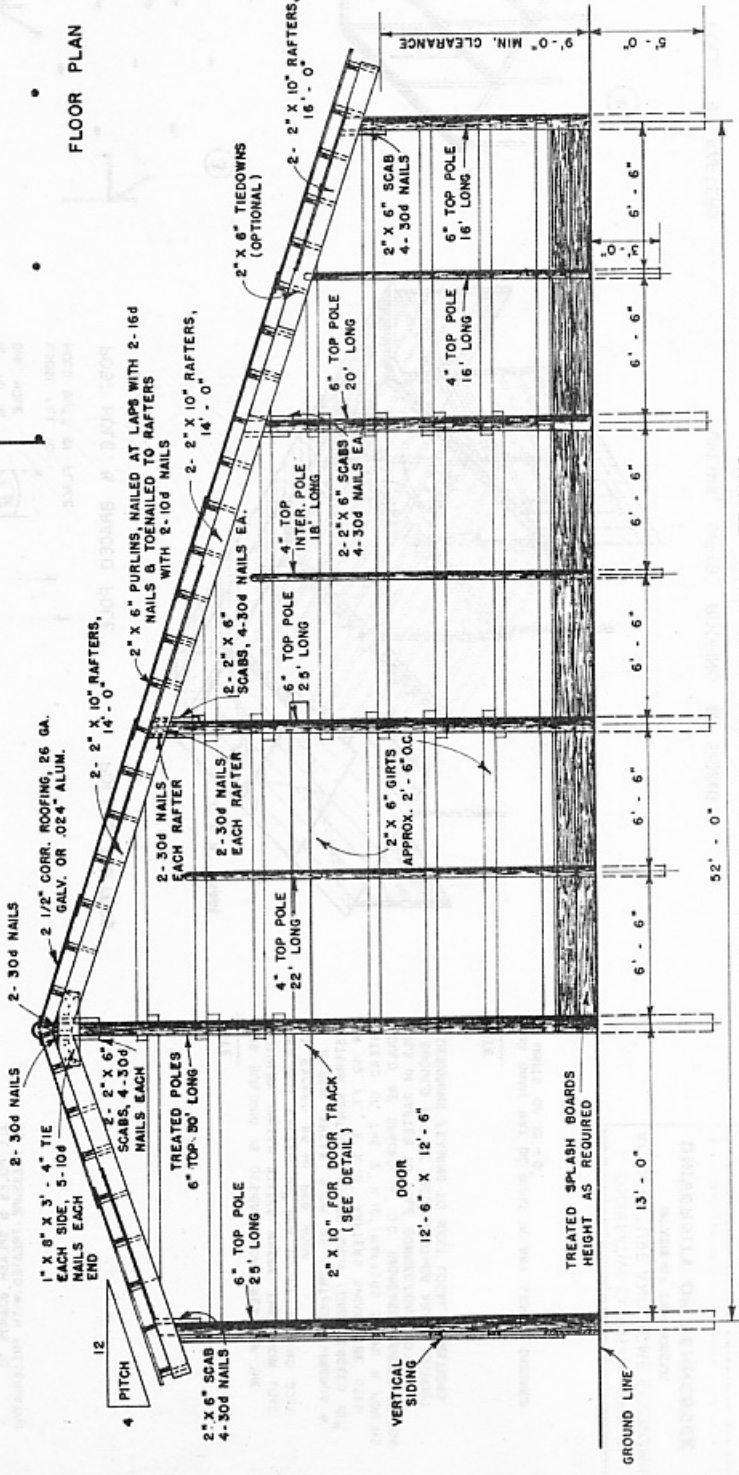
CORNER DETAIL



EAVE DETAIL



RIDGE DETAIL



CROSS SECTION SHOWING END WALL FRAMING